

[54] **EMBOSSING DEVICE**  
[75] **Inventor: Stephen A. Bloom, Miami Beach, Fla.**  
[73] **Assignee: No Fraud International, Inc., Miami Beach, Fla.**  
[\*\*] **Term: 14 Years**  
[21] **Appl. No.: 609,228**  
[22] **Filed: May 11, 1984**  
[52] **U.S. Cl. .... D18/14**  
[58] **Field of Search .... D18/12-15, D18/18; 101/3 R, 3 SP, 24, 26; 30/358**

[56] **References Cited**

**U.S. PATENT DOCUMENTS**

D. 28,799 6/1898 MacKinnon ..... D18/15  
553,132 1/1896 Park ..... 101/3 SP  
1,865,071 6/1932 Anderson ..... 30/358

**FOREIGN PATENT DOCUMENTS**

13480 of 1899 United Kingdom ..... 30/358

936018 9/1963 United Kingdom ..... 101/24

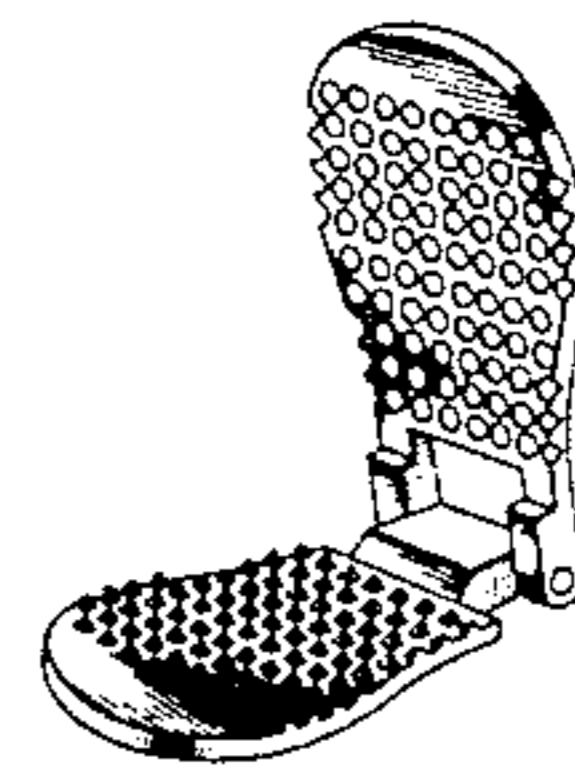
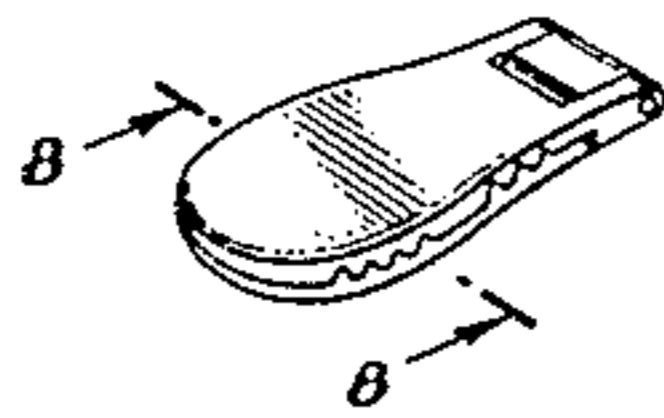
*Primary Examiner*—Louis S. Zarfes  
*Attorney, Agent, or Firm*—Pastoriza, Kelly & Lowry

[57] **CLAIM**

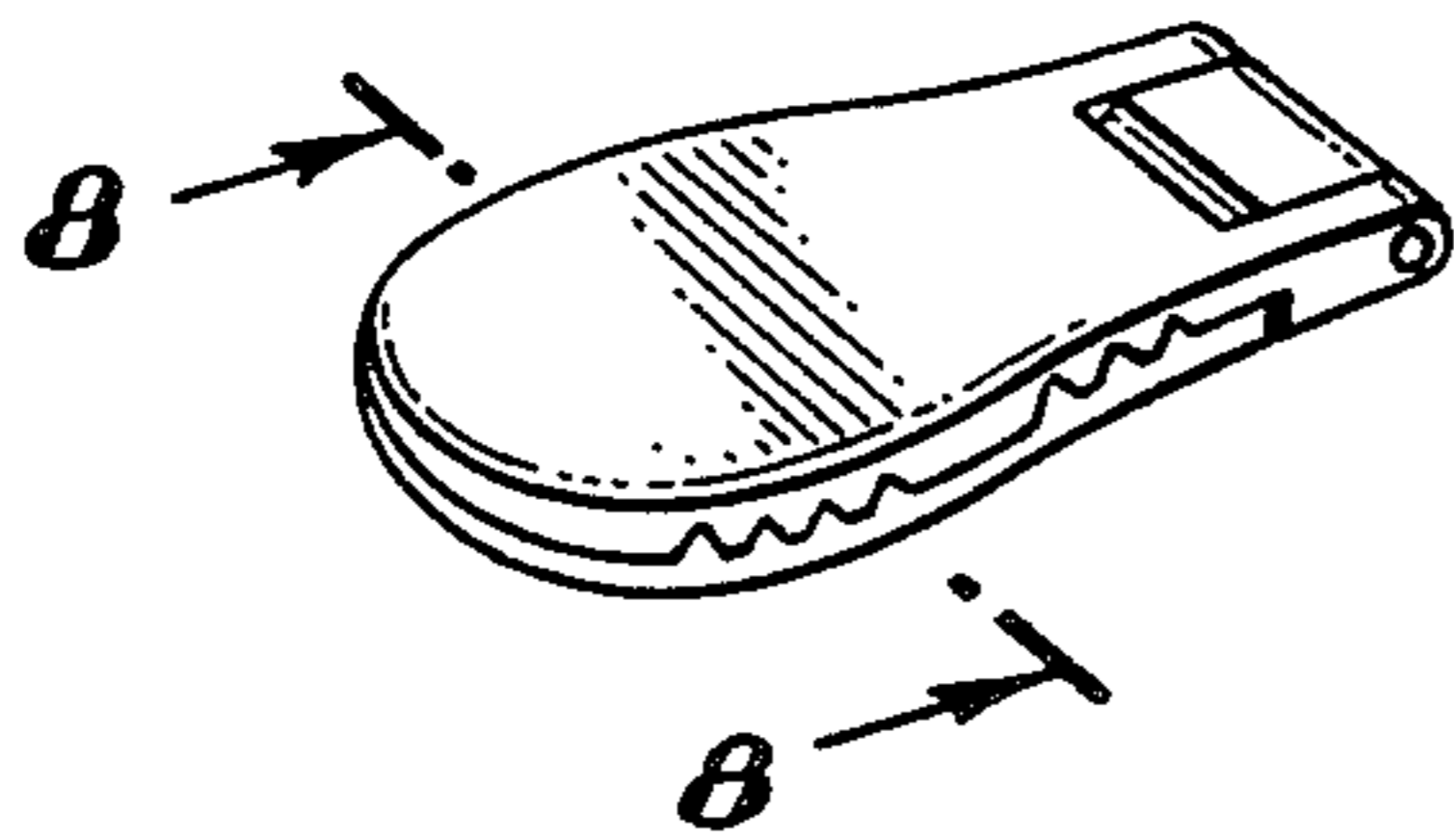
The ornamental design for an embossing device, substantially as shown and described.

**DESCRIPTION**


FIG. 1 is a perspective view of an embossing device showing my new design and depicted in a closed position;  
FIG. 2 is a front elevational view thereof;  
FIG. 3 is a right side elevational view thereof;  
FIG. 4 is a left side elevational view thereof;  
FIG. 5 is a rear elevational view thereof;  
FIG. 6 is a top plan view thereof;  
FIG. 7 is a bottom plan view thereof;  
FIG. 8 is an enlarged, sectional view taken generally along the line of FIG. 1.  
FIG. 9 is a perspective view of the device in open position.



*Fig. 1*



*Fig. 2*




*Fig. 3*




*Fig. 4*



*Fig. 5*



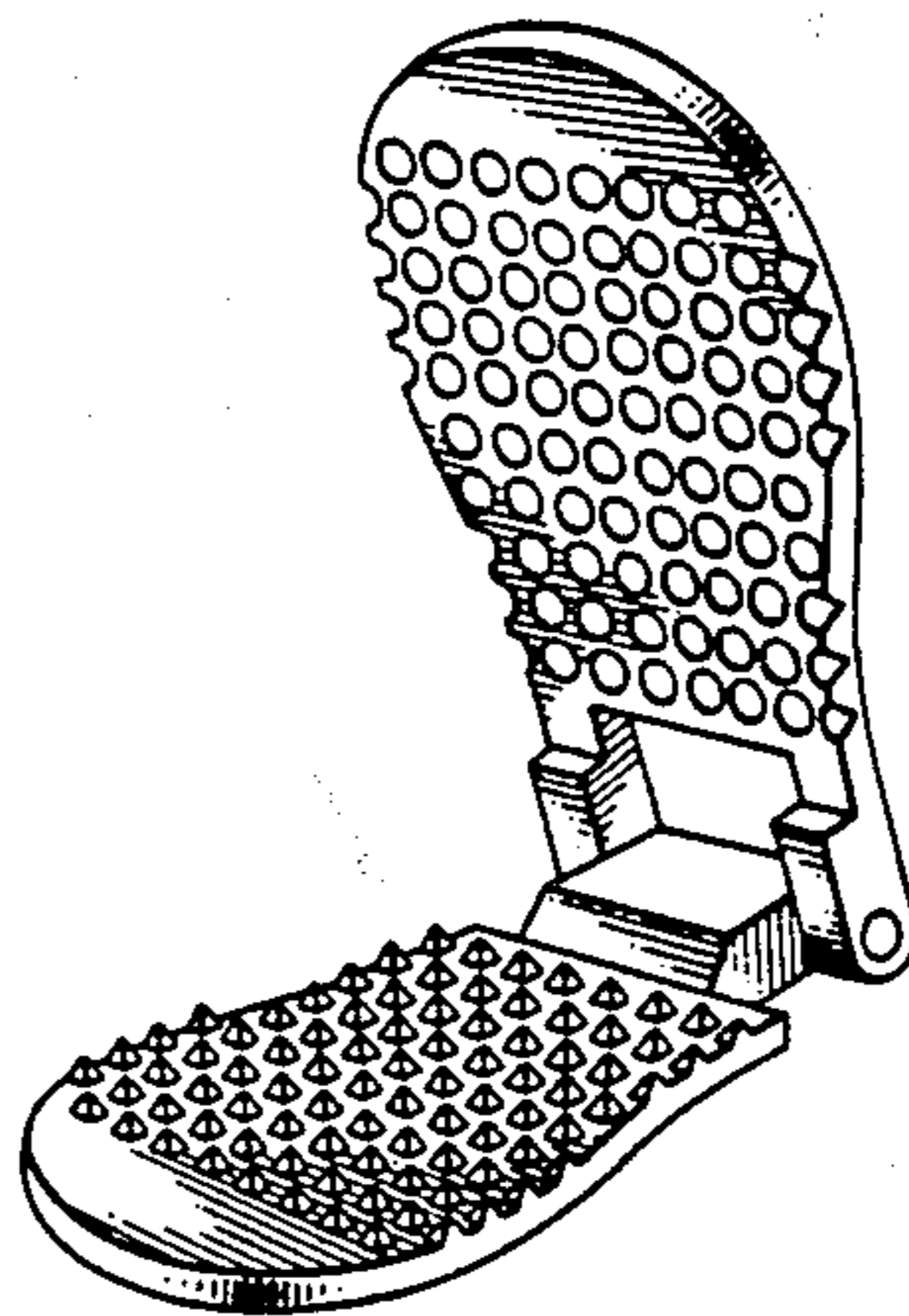
*Fig. 6*



*Fig. 7*



*Fig. 9*



*Fig. 8*

