

[54] FUNCTION PACK FOR A TYPEWRITER

[75] Inventor: Peter J. Mendel, Lexington, Ky.

[73] Assignee: International Business Machines Corporation, Armonk, N.Y.

[**] Term: 14 Years

[21] Appl. No.: 676,347

[22] Filed: Nov. 29, 1984

[52] U.S. Cl. D18/12; D14/114

[58] Field of Search D18/1, 2, 11, 12, 22; D14/100, 114; 400/689-694

[56] References Cited

U.S. PATENT DOCUMENTS

D. 229,195	11/1973	Goodale et al.	D14/114
D. 247,116	1/1978	Ebner et al.	D14/114
D. 263,224	3/1982	Peroni	D14/114
D. 268,283	3/1983	Hicks	D14/114

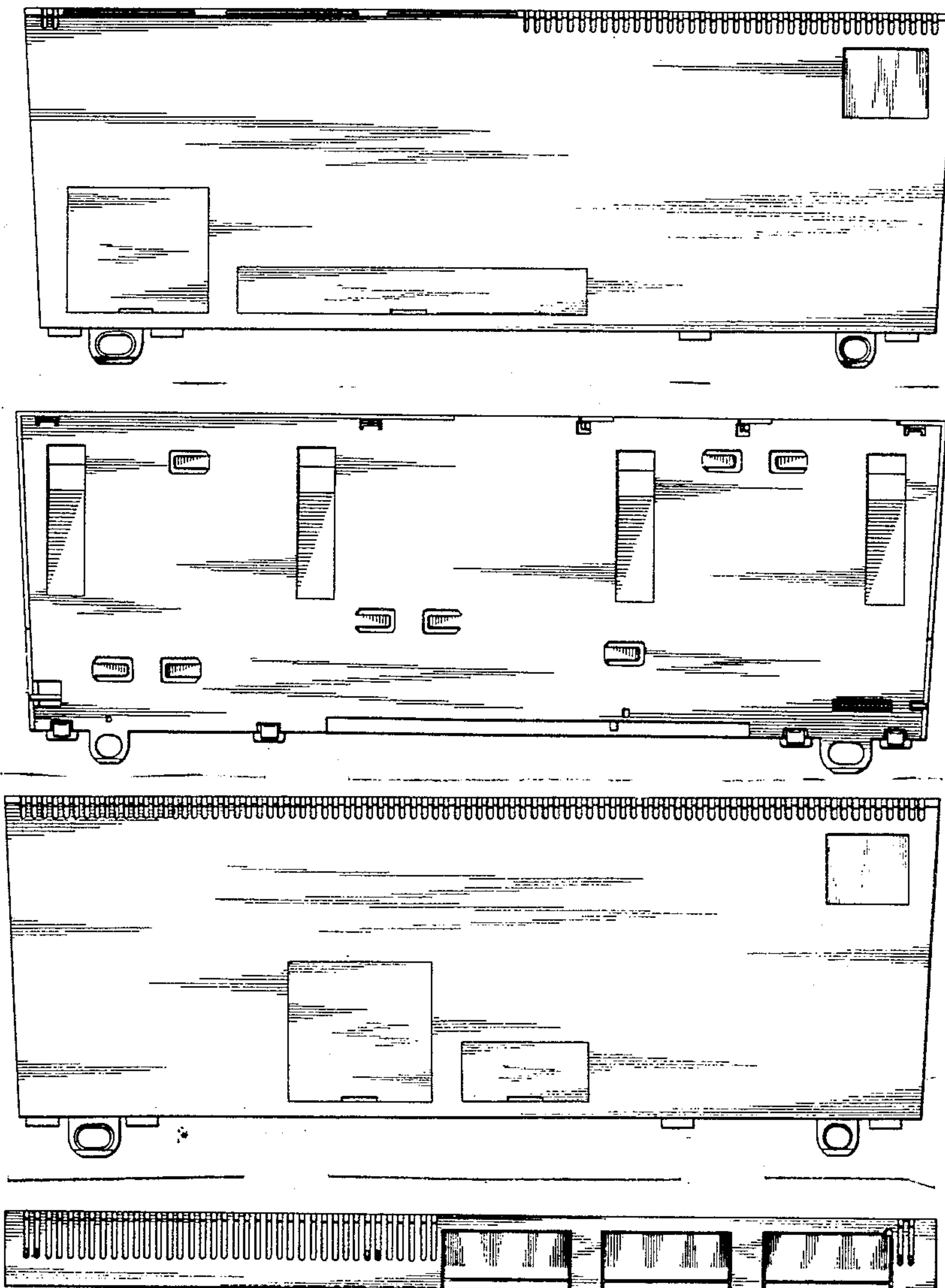
Primary Examiner—Louis S. Zarfes
Attorney, Agent, or Firm—William J. Dick

[57] CLAIM

The ornamental design for a function pack for a typewriter, as shown and described.

DESCRIPTION

FIG. 1 is a front elevational view of a function pack for a typewriter showing my new design;
 FIG. 2 is a rear elevational view thereof;
 FIG. 3 is a top plan view thereof;
 FIG. 4 is a bottom plan view thereof;
 FIG. 5 is a right side elevational view thereof;
 FIG. 6 is a left side elevational view thereof;
 FIG. 7 is a front elevational view of a function pack for a typewriter showing a modified form of my new design;
 FIG. 8 is a top plan view of the modified form, the rear, bottom, right and left being substantially identical to FIGS. 2, 4, 5, and 6, respectively.



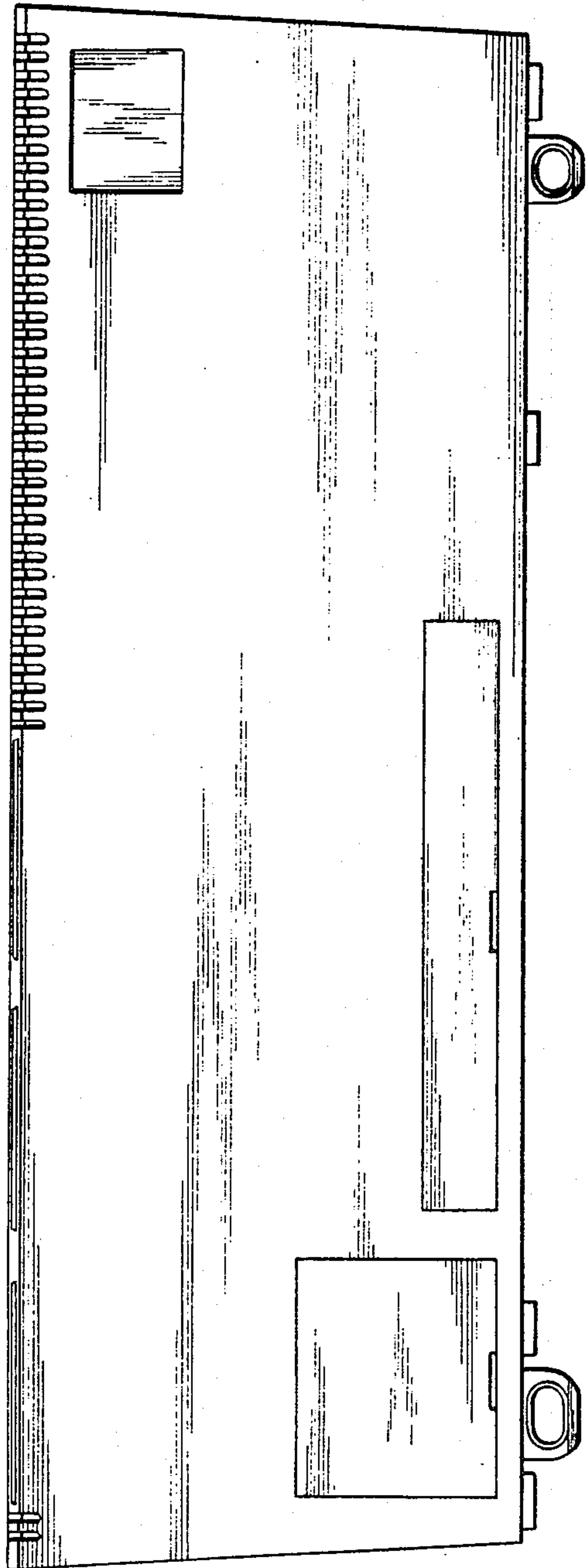


FIG. 1

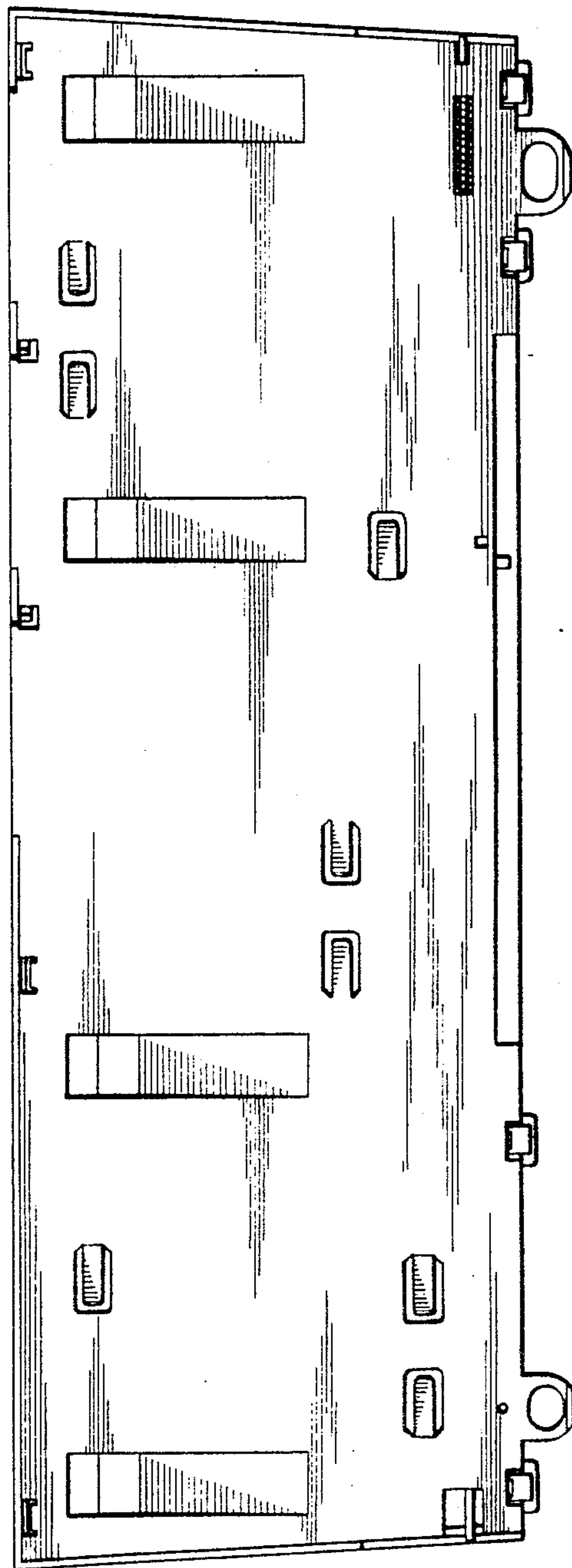


FIG. 2




FIG. 3

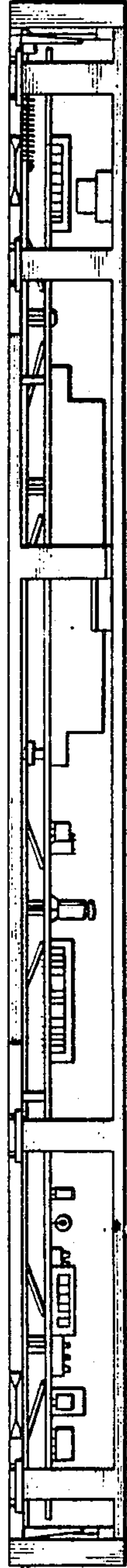


FIG. 4

FIG. 5




FIG. 6



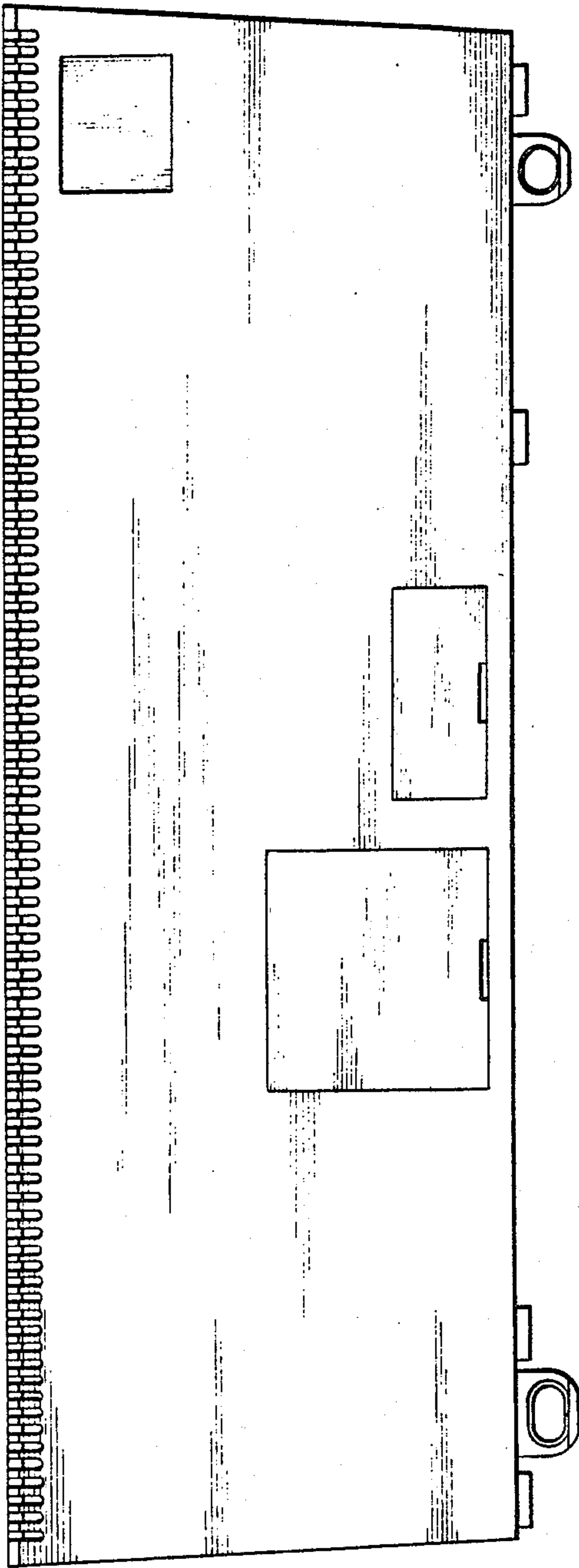


FIG. 7




FIG. 8