

[54] TELEPHONE CRADLE

[75] Inventors: Christian J. Felix, Flushing, N.Y.; Donald M. Genaro, Haworth, N.J.; Gordon E. Sylvester, Jamaica, N.Y.

[73] Assignee: AT&T Technologies, Inc., Berkeley Heights, N.J.

[\*\*] Term: 14 Years

[21] Appl. No.: 728,378

[22] Filed: Apr. 29, 1985

[52] U.S. Cl. .... D14/60; D14/53; D14/64

[58] Field of Search ..... D14/52, 53, 56, 58, D14/59, 60, 61, 62; 179/179, 100 R, 100 D, 100 C, 101, 179.2 C

[56] References Cited

U.S. PATENT DOCUMENTS

D. 212,423	10/1968	Tyson	.....	D14/60
D. 231,650	5/1974	Eubank et al.	.....	D14/60
248,758	8/1978	Krolopp	.....	D14/53
D. 259,563	6/1981	Marshall	.....	D14/58
D. 265,089	6/1982	Bee	.....	D14/60
D. 265,734	8/1982	Mohan	.....	D14/60

D. 267,873	2/1983	Brown et al.	.....	D14/60
D. 273,909	5/1984	Genaro et al.	.....	D14/60
273,955	5/1984	Brown, Jr.	.....	D14/60
275,483	9/1984	Genaro	.....	D14/60
D. 277,479	2/1985	Genaro et al.	.....	D14/60
D. 278,814	5/1985	Genaro et al.	.....	D14/60
D. 279,289	6/1985	Bhat et al.	.....	D14/60
4,097,691	6/1978	Ehrlich et al.	.....	179/2 C

Primary Examiner—Wallace R. Burke  
Assistant Examiner—Horace B. Fay  
Attorney, Agent, or Firm—M. A. Morra

[57] CLAIM

The ornamental design for a telephone cradle, substantially as shown and described.

DESCRIPTION

FIG. 1 is a left side, top and partial front side perspective view of a telephone cradle showing our new design;  
FIG. 2 is a left side elevational view thereof, the side opposite being a mirror image;  
FIG. 3 is a bottom plan view thereof;  
FIG. 4 is a top plan view thereof;  
FIG. 5 is a rear elevational view of the telephone cradle; and  
FIG. 6 is a front elevational view thereof.




Fig. 1

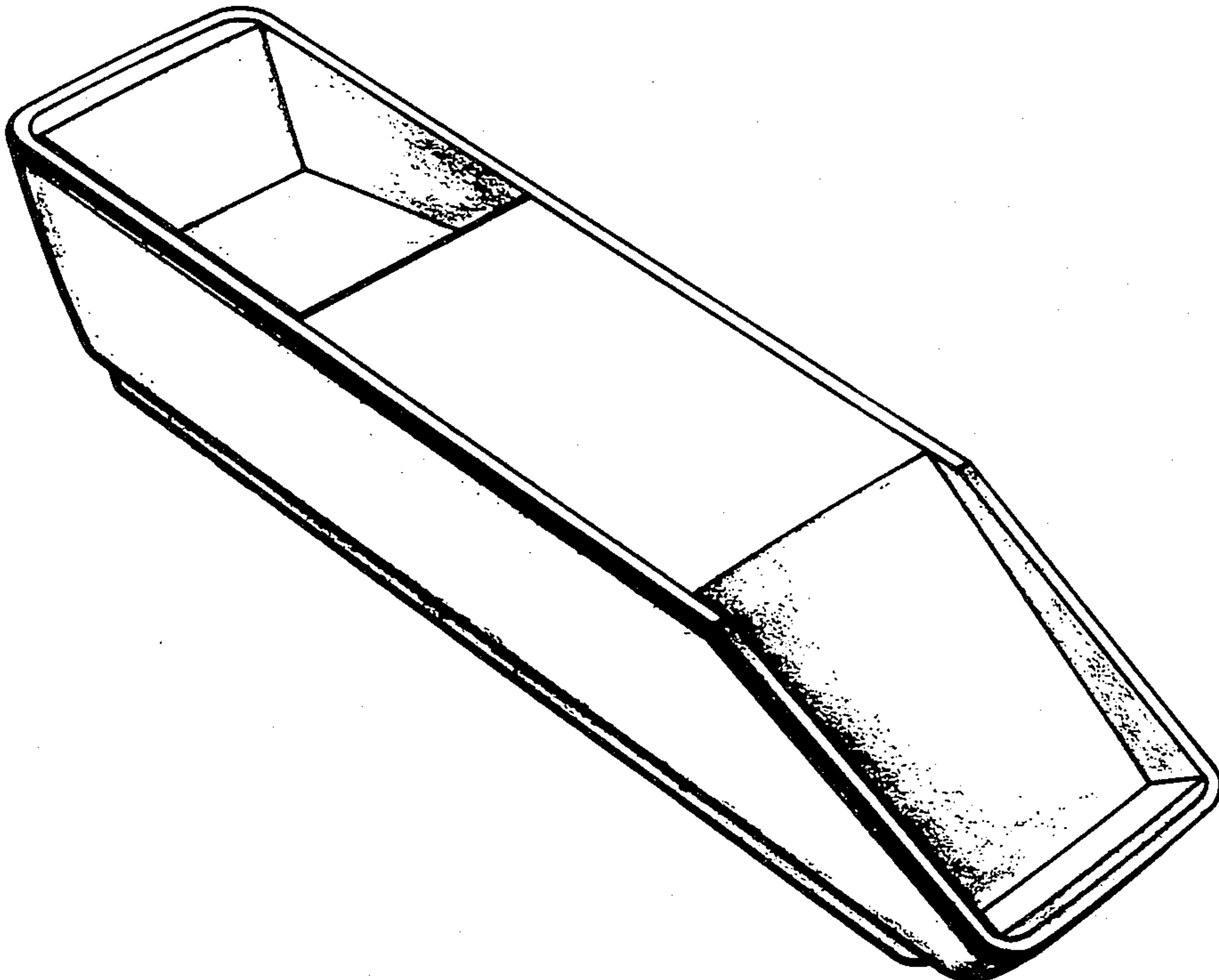


Fig. 2




Fig. 3




Fig. 4




Fig. 5



Fig. 6

