

[54] BOTTLE

[75] Inventors: Albert C. G. Poore, New Malden; Bernard Sams, London, both of England

[73] Assignee: Sterling Drug Inc., New York, N.Y.

[\*\*] Term: 14 Years

[21] Appl. No.: 585,593

[22] Filed: Mar. 2, 1984

[30] Foreign Application Priority Data

Oct. 8, 1983 [GB] United Kingdom ..... 1015576

[52] U.S. Cl. .... D9/378

[58] Field of Search ..... D9/367, 378, 376, 409, D9/382; 215/1 R, 1 C

[56] References Cited

U.S. PATENT DOCUMENTS

- D. 196,533 10/1963 Campbell .
- D. 198,341 6/1964 Warden .
- D. 200,221 2/1965 Conway .
- D. 207,742 5/1967 Roberts ..... D9/378
- D. 214,421 6/1969 Campbell et al. .
- D. 215,049 8/1969 Luedtke .
- D. 216,580 2/1970 Hills .

- D. 219,865 2/1971 Beaver ..... D9/378
- D. 228,378 9/1973 Sterges ..... D9/378
- D. 235,732 7/1975 Plummer .
- D. 252,556 8/1979 Kretz ..... D9/378
- D. 258,195 2/1981 Weckman .
- D. 268,903 5/1983 Douglas .
- D. 275,934 10/1984 Wassergord et al. .... D9/376
- D. 278,030 3/1985 Drummond ..... D9/376
- D. 279,652 7/1985 Childerhose et al. .... D9/378

Primary Examiner—Robert C. Spangler  
Attorney, Agent, or Firm—Wenderoth, Lind & Ponack

[57] CLAIM

The ornamental design for a bottle, as shown and described.

DESCRIPTION

FIG. 1 is an elevational view of a bottle embodying our new design, the opposite side being a mirror image thereof;  
 FIG. 2 is a side elevational view looking from the left of FIG. 1;  
 FIG. 3 is a side elevational view looking from the right of FIG. 1;  
 FIG. 4 is a top plan view;  
 FIG. 5 is a sectional view taken along line 5—5 of FIG. 1; and  
 FIG. 6 is a bottom view thereof.

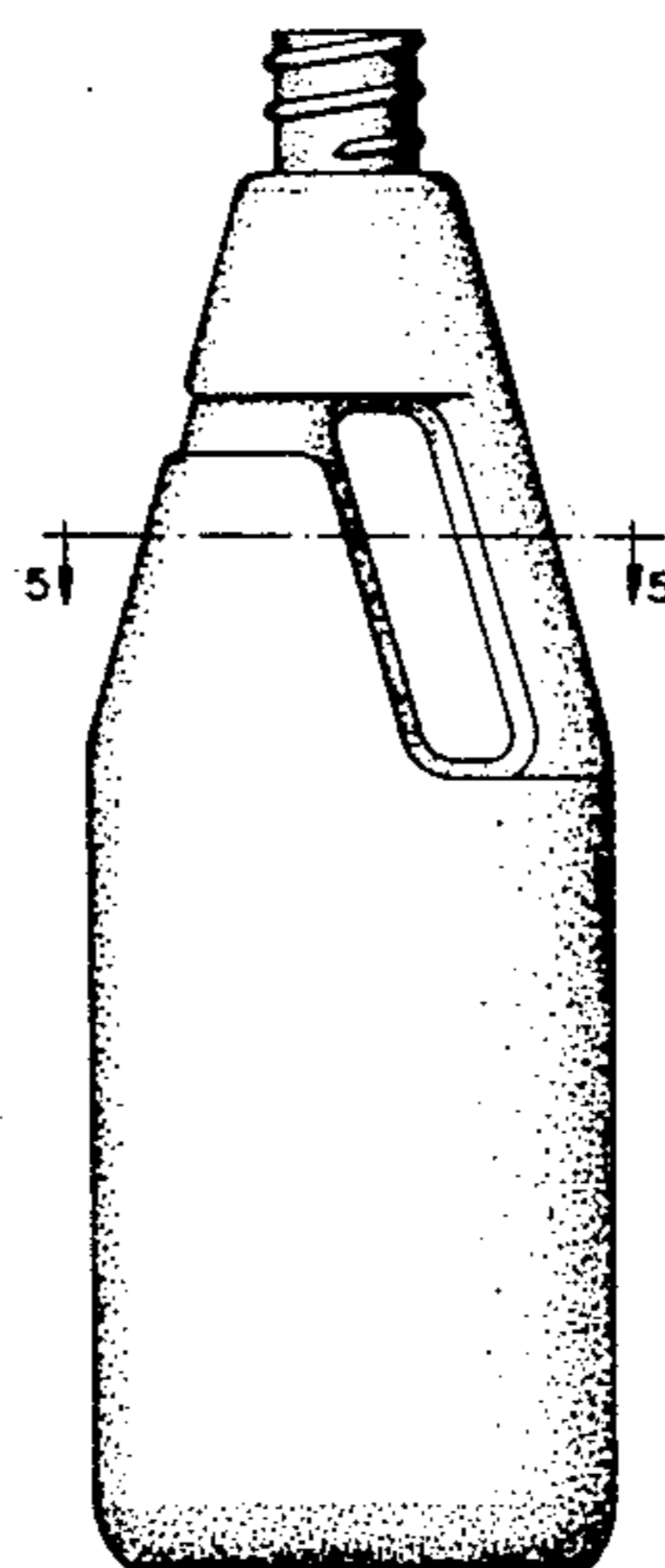


FIG. 1.

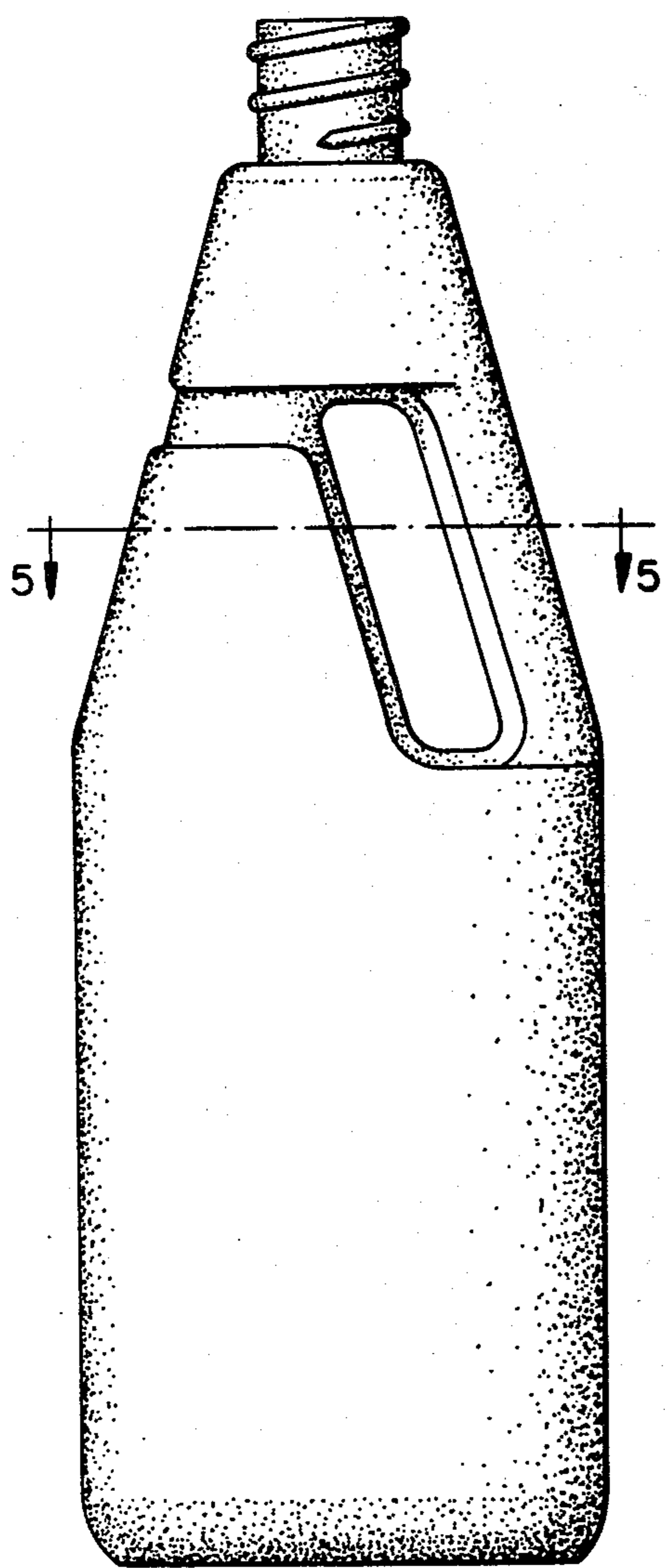


FIG. 2.



FIG. 3.

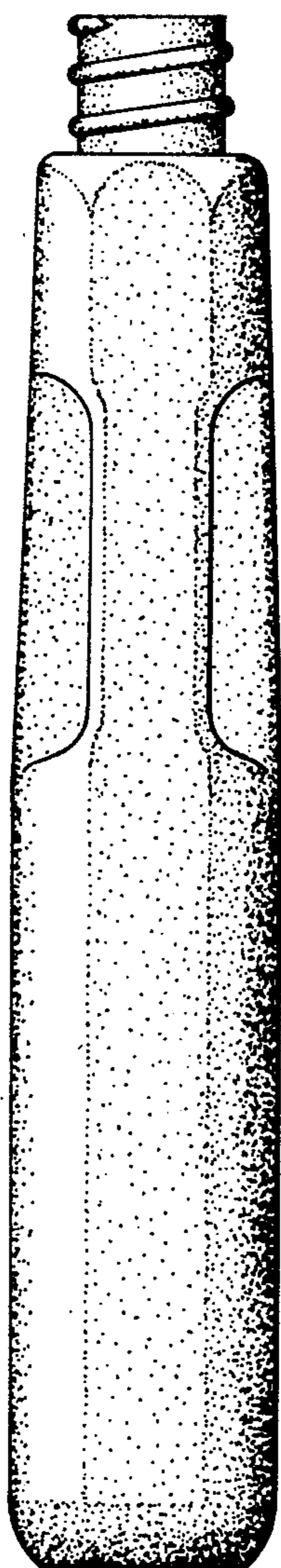


FIG. 4.

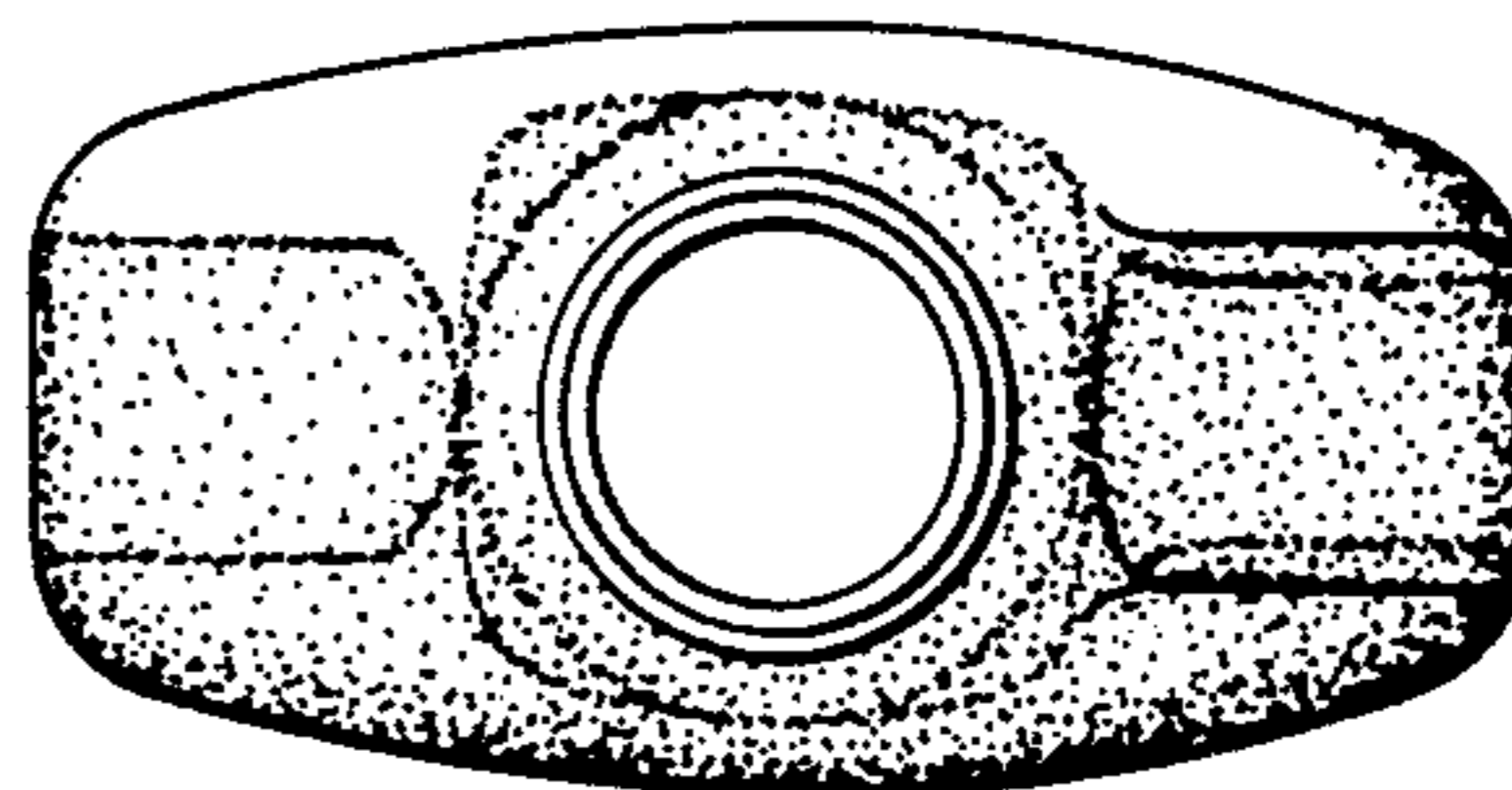


FIG. 5.

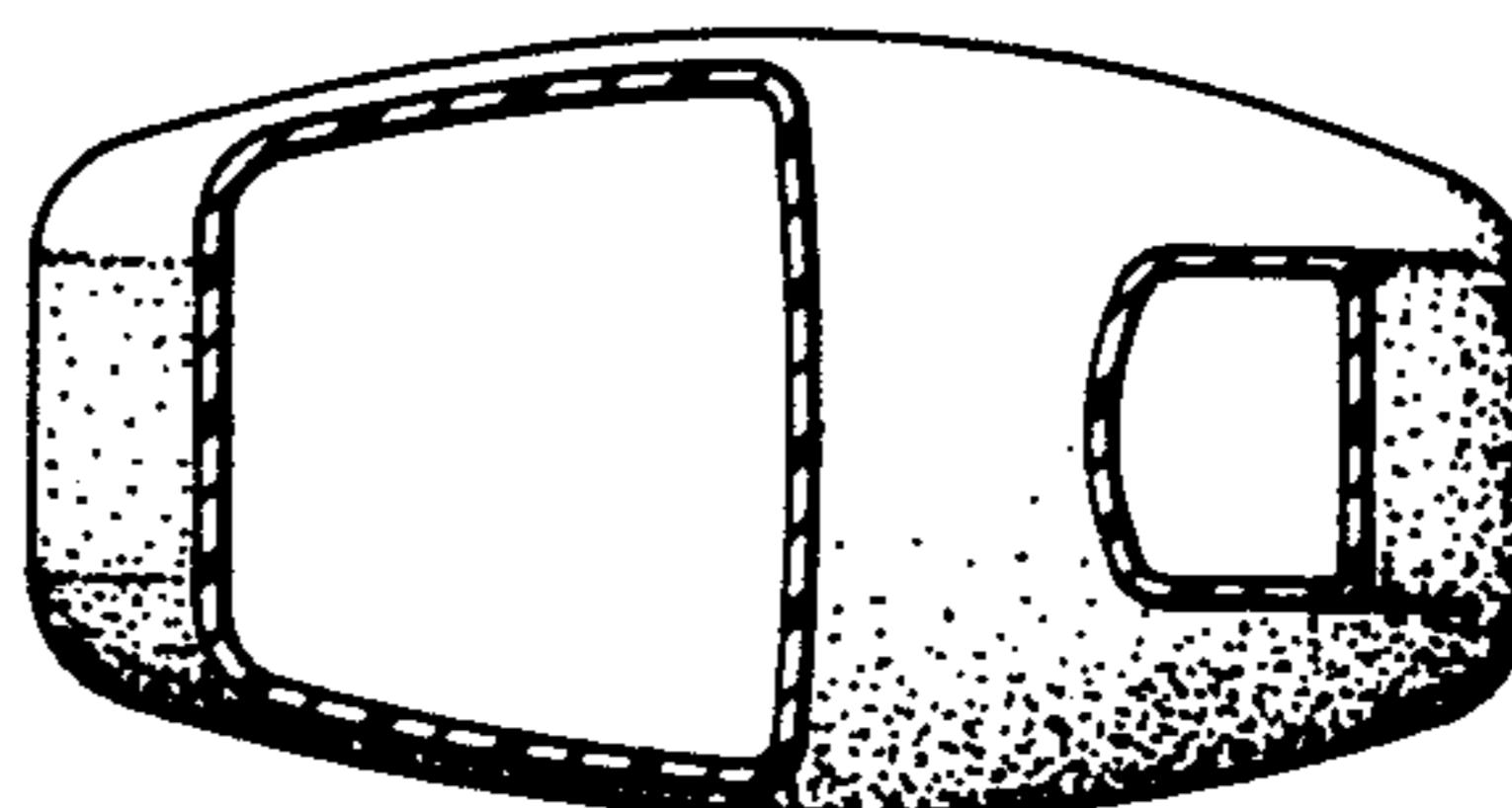


FIG. 6.

