

[54] COFFEE BREWER

[76] Inventor: Vincent G. Marotta, 18801 S. Park Blvd., Shaker Heights, Ohio 44122

[**] Term: 14 Years

[21] Appl. No.: 597,271

[22] Filed: Apr. 6, 1984

[52] U.S. Cl. D7/309

[58] Field of Search D7/300, 305, 309, 310, D7/311, 306, 307

[56] References Cited

U.S. PATENT DOCUMENTS

D. 216,356	12/1969	Bardeau	D7/309
D. 229,158	11/1973	Marotta	D7/309
D. 238,115	12/1975	Marotta	D7/309
D. 242,891	11/1977	Hauenstein	D7/309
D. 243,057	1/1977	Painter	D7/309
D. 268,977	5/1983	Marotta	D7/309
D. 269,488	6/1983	Marotta	D7/309
4,069,750	1/1978	Kemp	D7/309 X
4,406,942	9/1983	Conti	D7/309 X


Primary Examiner—Winifred E. Herrmann
Attorney, Agent, or Firm—Yount & Tarolli

[57] CLAIM

The ornamental design for a coffee brewer, as shown and described.

DESCRIPTION

FIG. 1 is a top, front, and right side perspective view of a coffee brewer showing my new design;
FIG. 2 is a front elevational view thereof with a coffee carafe being shown in broken lines for illustrative purposes only;
FIG. 3 is a rear elevational view thereof;
FIG. 4 is a left-side elevational view thereof;
FIG. 5 is a right-side elevational view thereof;
FIG. 6 is a top plan view thereof;
FIG. 7 is a sectional view along lines 7—7 of FIG. 3; and
FIG. 8 is a fragmentary front perspective view of a modified form of the coffee brewer of FIG. 1 wherein a clock has been applied to the front face of the column support;
FIG. 9 is a fragmentary front perspective view of another modified form of the coffee brewer of FIG. 1 wherein a switch arrangement has been applied to the front face of the column support; and
FIG. 10 is a fragmentary front perspective view of still another modified form of the coffee brewer of FIG. 1 wherein an alternate switch arrangement has been applied to the front face of the column support.
The bottom is substantially unornamented except for the presence of the corner positioned feet shown in FIGS. 2-5.






FIG. 1




FIG. 2




FIG. 3




FIG. 4

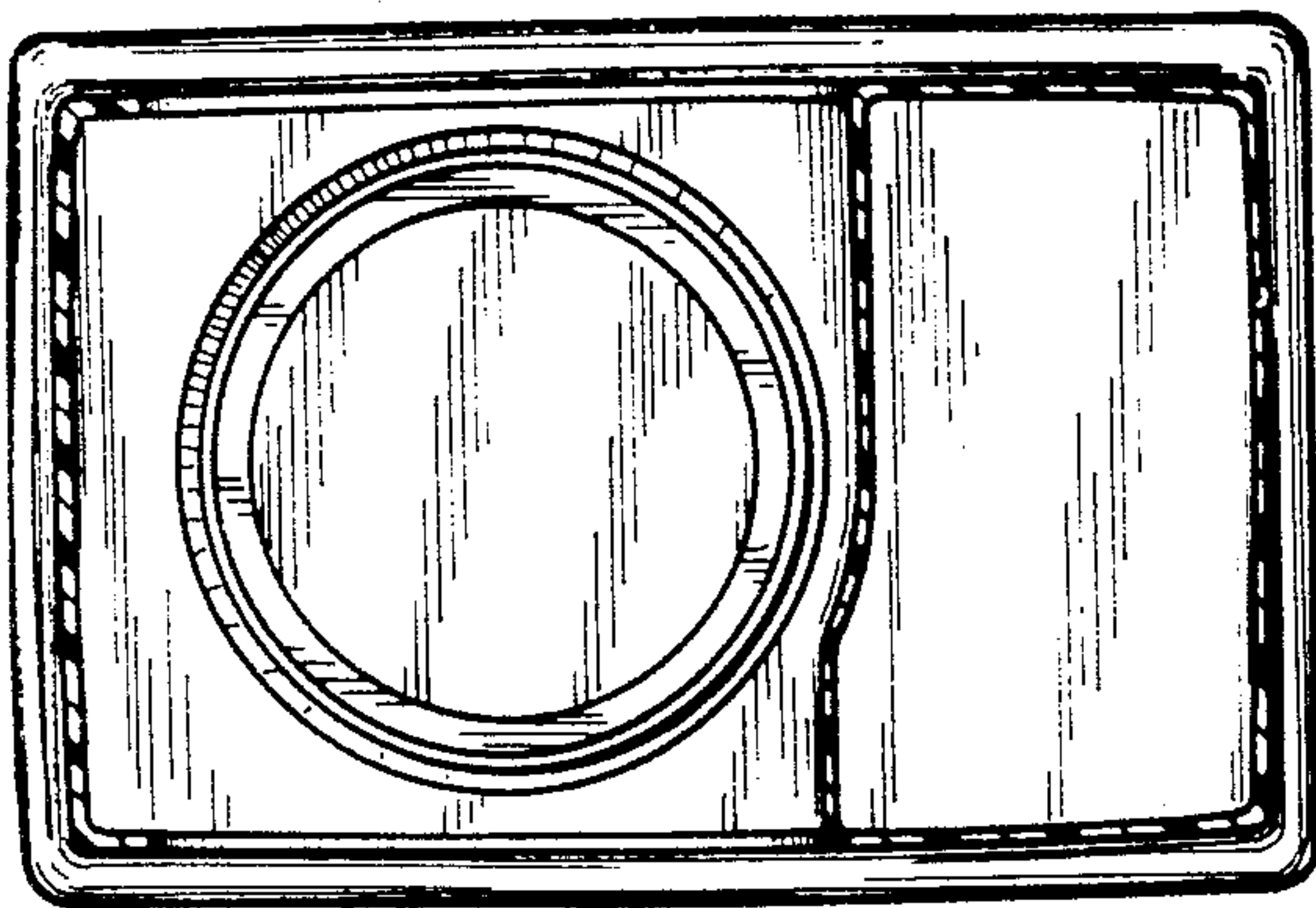


FIG. 7

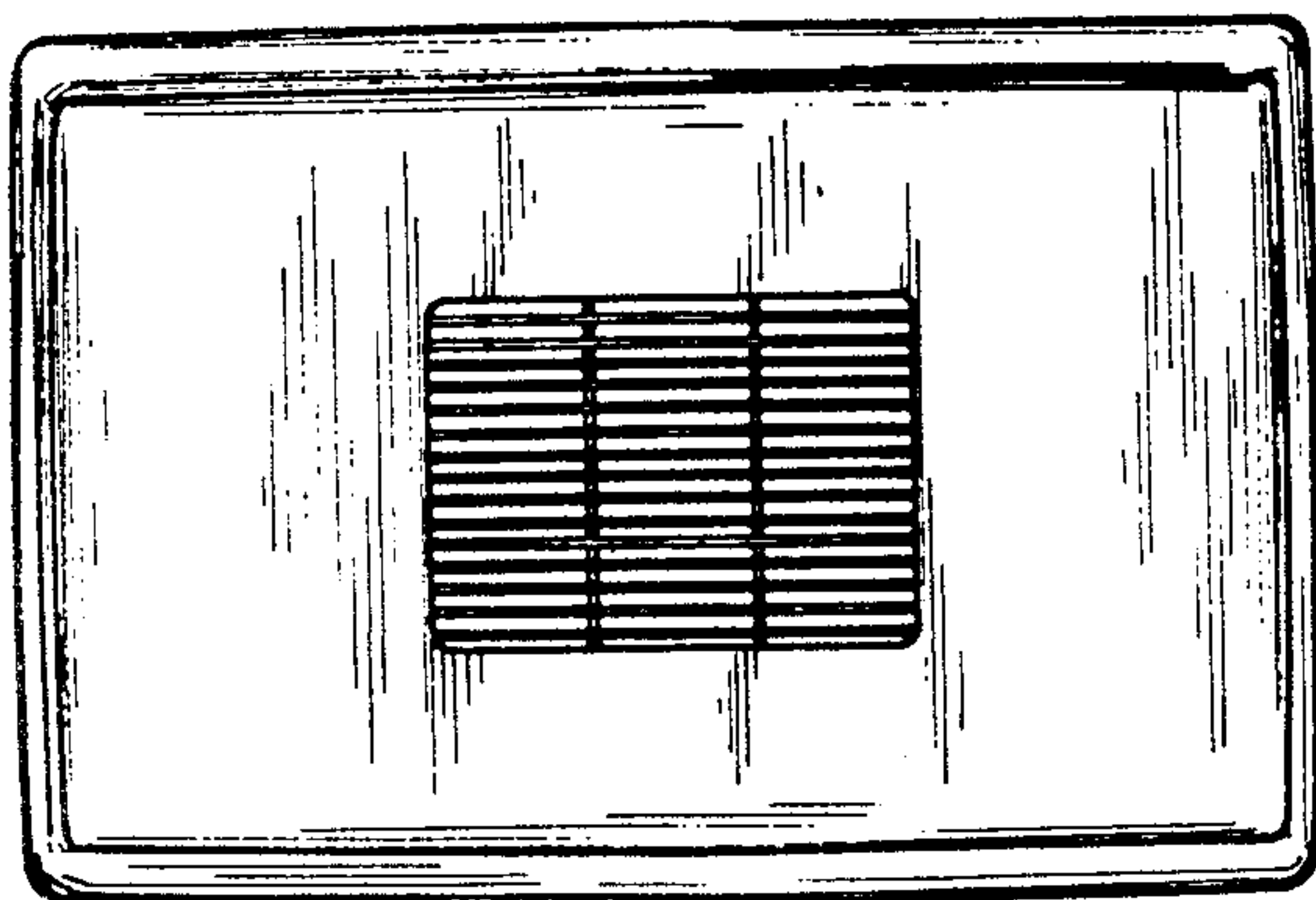


FIG. 6

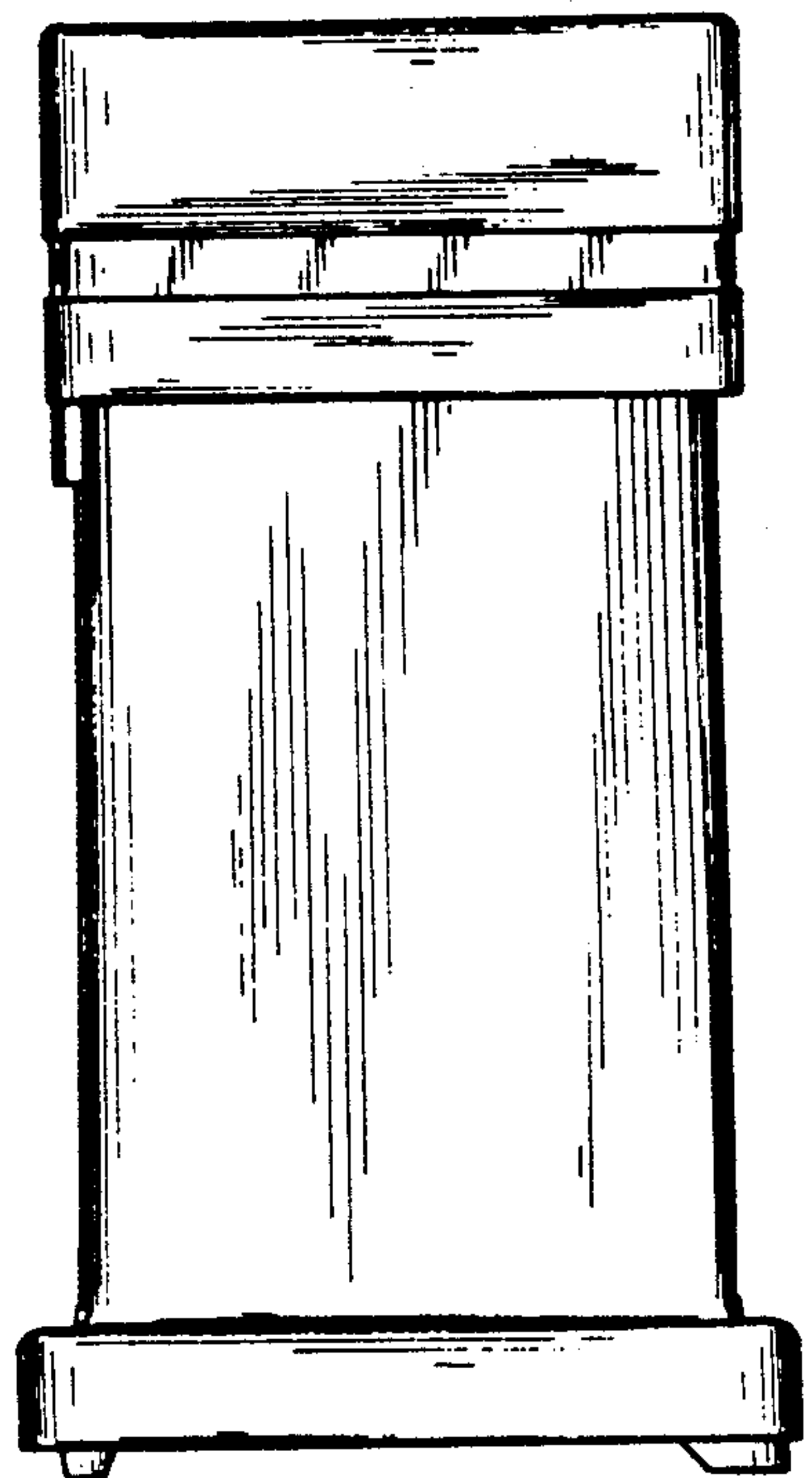


FIG. 5




FIG. 8




FIG. 9




FIG. 10