

[54] SLIDING GATE

[76] Inventor: Carola Malkmus-Dörnemann, Am Lappenspring 3, 3320 Salzgitter 51, Fed. Rep. of Germany

[\*\*] Term: 14 Years

[21] Appl. No.: 561,585

[22] Filed: Dec. 14, 1983

[30] Foreign Application Priority Data

Jun. 14, 1983 [DE] Fed. Rep. of Germany ... MR No. 15

[52] U.S. Cl. .... D25/50

[58] Field of Search ..... 49/404, 360, 362, 363; 256/21, DIG. 5, 65; D22/48, 50, 52, 38

[56] References Cited

U.S. PATENT DOCUMENTS

- 2,797,959 7/1957 Brice ..... 49/404 X
- 3,756,567 9/1973 Murdock ..... 256/21
- 3,775,906 12/1973 Dougherty ..... 49/360 X

- 4,073,478 2/1978 Bermudez ..... 256/65 X
- 4,313,281 2/1982 Richmond ..... 49/360 X
- 4,366,649 1/1983 Weigant ..... 49/362

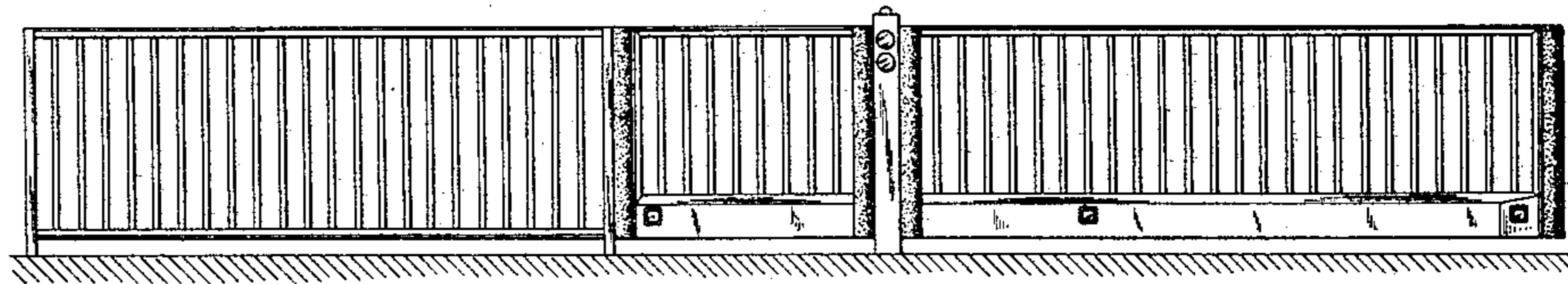
Primary Examiner—A. Hugo Word  
Attorney, Agent, or Firm—Karl F. Ross; Herbert Dubno

[57] CLAIM

The ornamental design for a sliding gate, as shown.

DESCRIPTION

FIG. 1 is a front elevational view of a sliding gate in the extended position thereof, showing my new design; FIG. 2 is a front-elevational view of the sliding gate in the retracted position thereof; FIG. 3 is a top plan view of the gate in the position of FIG. 1; FIG. 4 is a rear-elevational view of the gate in the position of FIG. 1; FIG. 5 is a right-end elevational view of the movable portion of the gate; and FIG. 6 is a left-end elevational view of the movable portion of the gate.



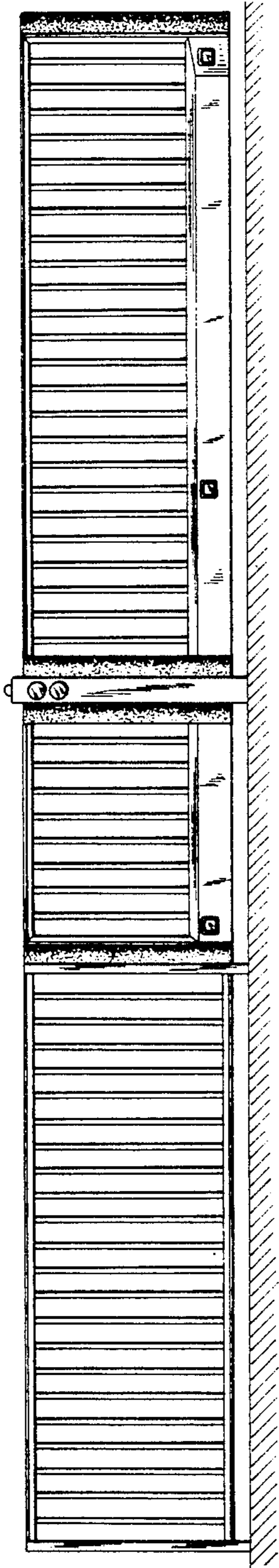


FIG. 1

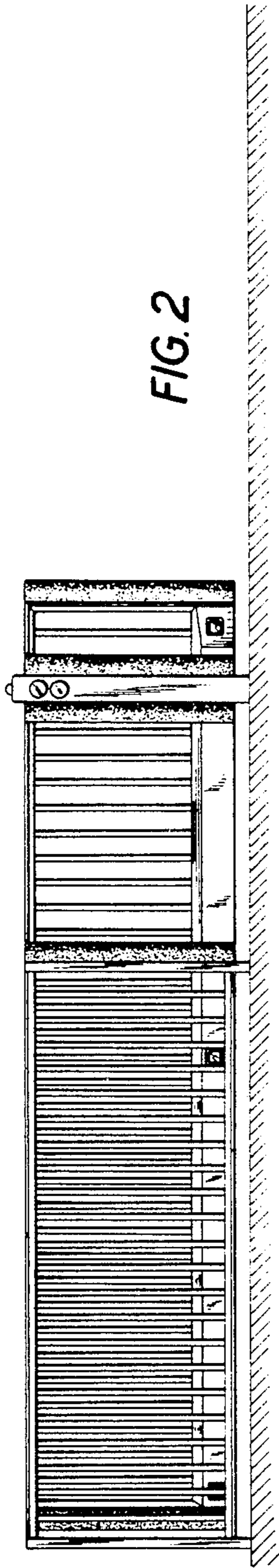


FIG. 2

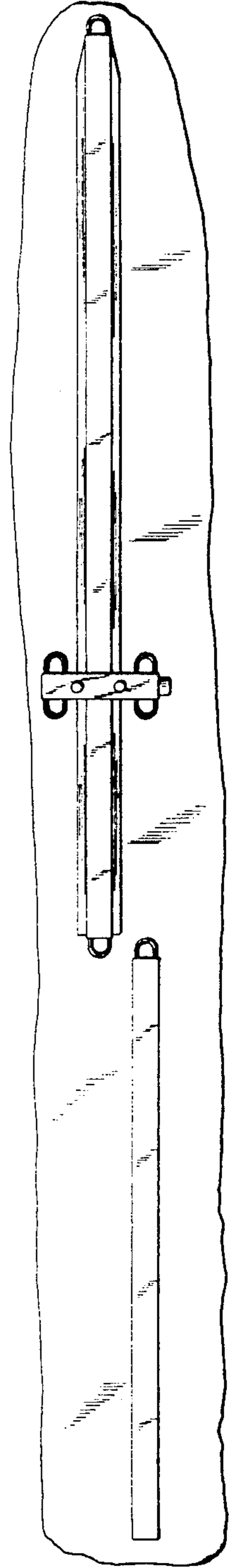


FIG. 3

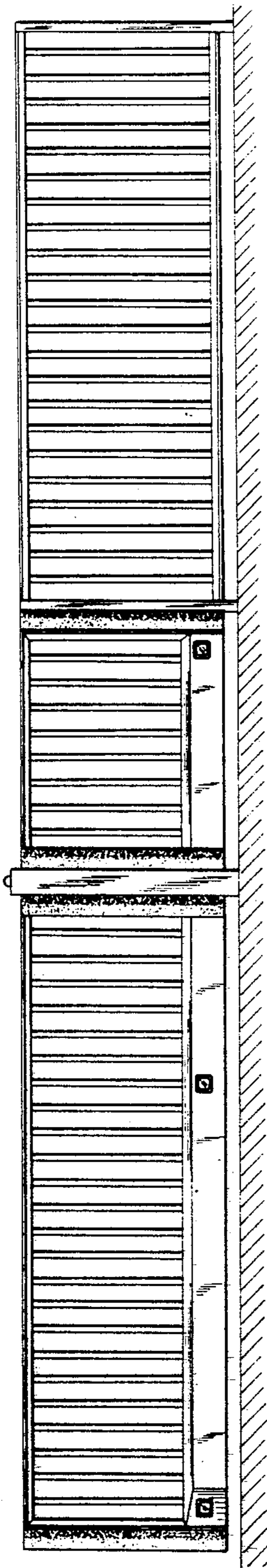


FIG. 4

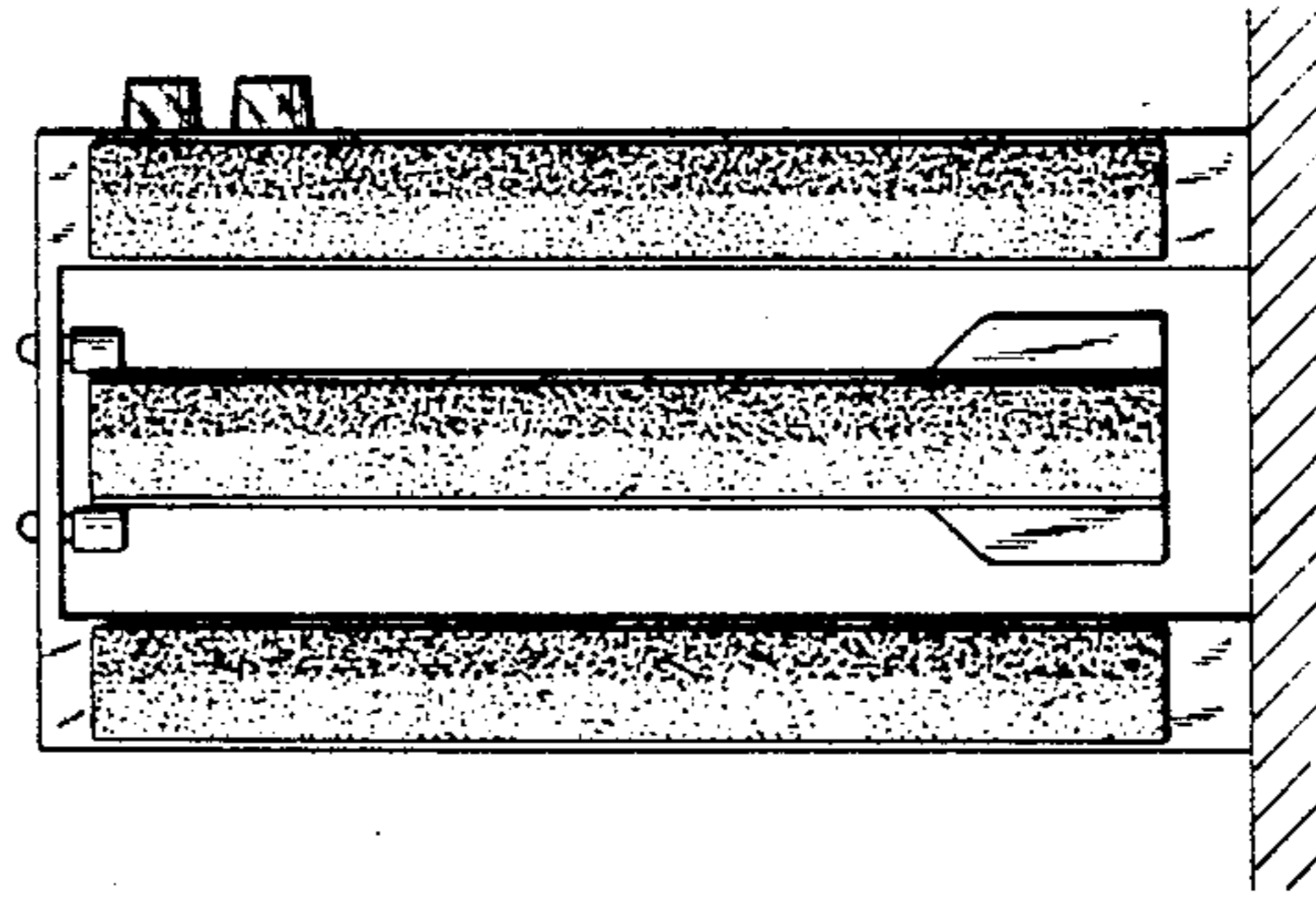


FIG. 6

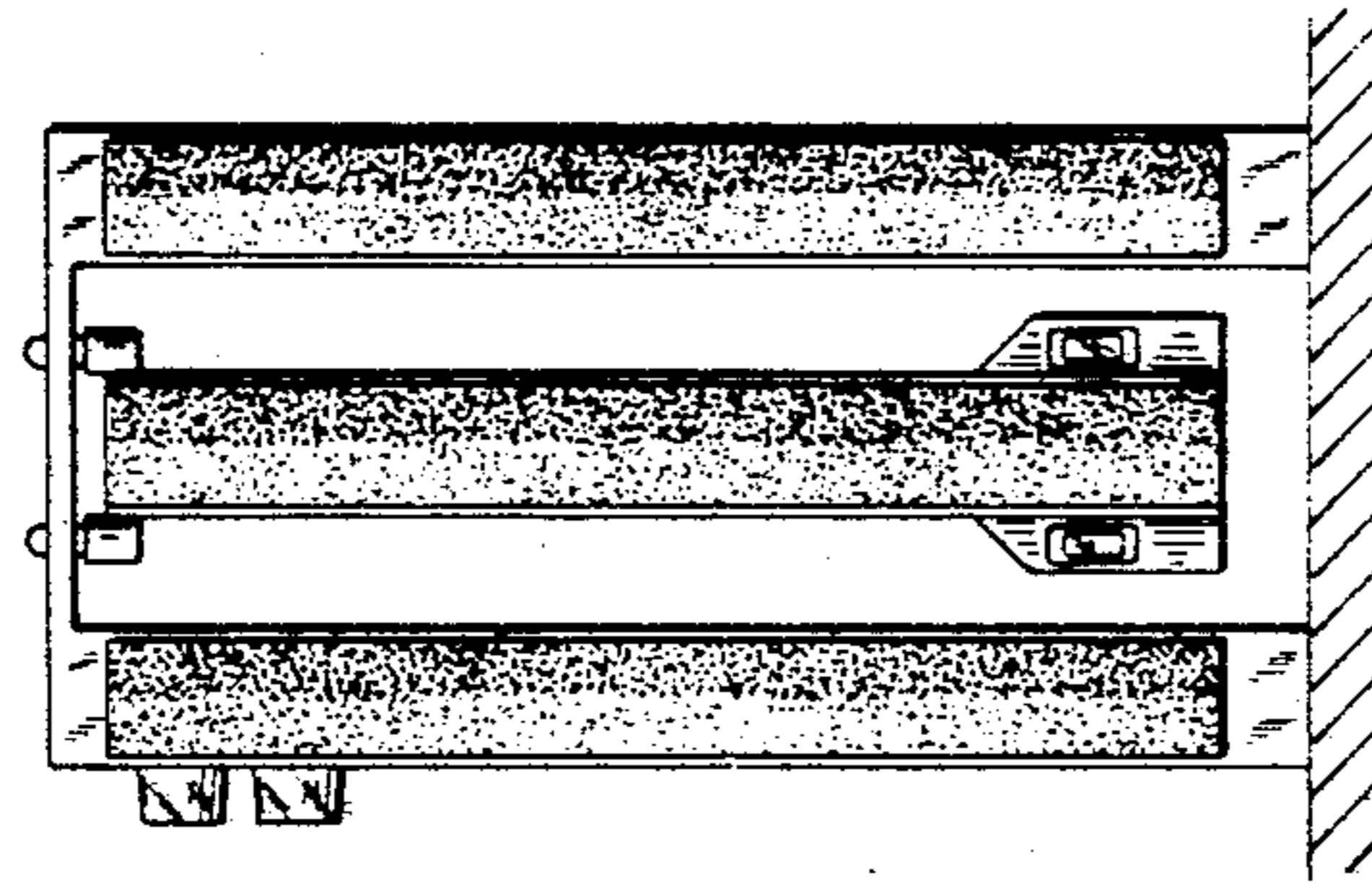


FIG. 5