

[54] CORNER FOR TUB SURROUNDS OR THE LIKE

[75] Inventors: E. Mackey King, West Olive; Bryant L. Mitchell, Lake Orion, both of Mich.

[73] Assignee: Abitibi-Price Corporation, Troy, Mich.

[\*\*] Term: 14 Years

[21] Appl. No.: 527,693

[22] Filed: Aug. 30, 1983

[52] U.S. Cl. .... D23/69

[58] Field of Search ..... D23/19-22, D23/34-38, 57, 69; 4/538, 546, 559, 576, 596, 597, 605, 611, 614

[56] References Cited

U.S. PATENT DOCUMENTS

- D. 199,297 9/1964 Landell et al. .... D23/20
- D. 199,513 11/1964 Landell et al. .... D23/20
- D. 217,548 5/1970 Niemann ..... D23/20
- D. 223,576 5/1972 Young ..... D23/69

- D. 228,498 10/1973 Ritzenthaler ..... D23/35 X
- D. 230,980 3/1974 Seymour ..... D23/69
- 1,835,301 12/1931 Hennessey ..... 4/191
- 3,443,266 5/1969 Mongerson et al. .... 4/191
- 3,827,088 8/1974 Arnold et al. .... D23/26 X
- 4,398,309 8/1983 Simons ..... 4/605
- 4,457,031 7/1984 Moore ..... 4/614

Primary Examiner—James R. Largen  
Attorney, Agent, or Firm—Barnes, Kisselle, Raisch, Choate, Whittemore & Hulbert

[57] CLAIM

The ornamental design for a corner for tub surrounds or the like, substantially as shown and described.

DESCRIPTION

FIG. 1 is a perspective view of a corner for tub surrounds or the like embodying our new design; FIG. 2 is a front elevational view thereof; FIG. 3 is a top plan view thereof; FIG. 4 is a left side elevational view thereof; FIG. 5 is a right side elevational view thereof; FIG. 6 is a bottom plan view thereof; and FIG. 7 is a rear elevational view thereof.



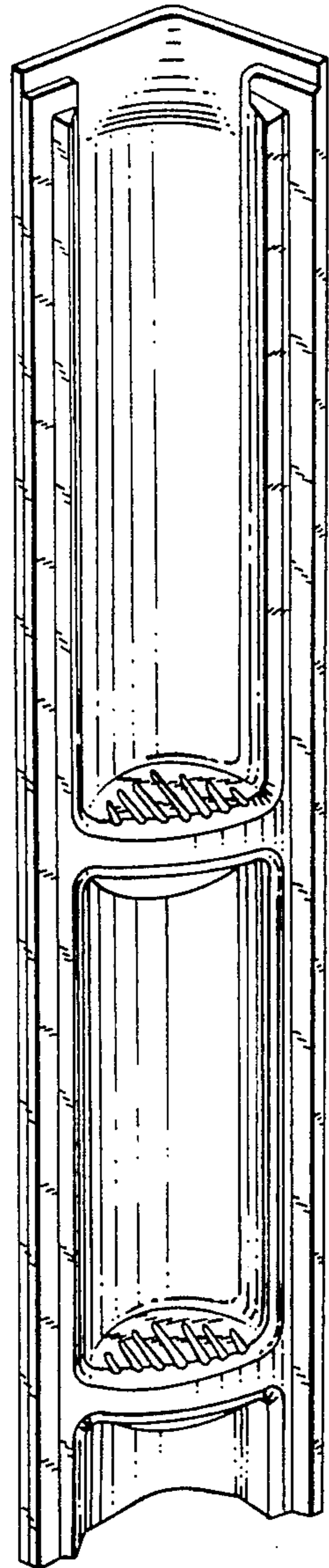


FIG. 1

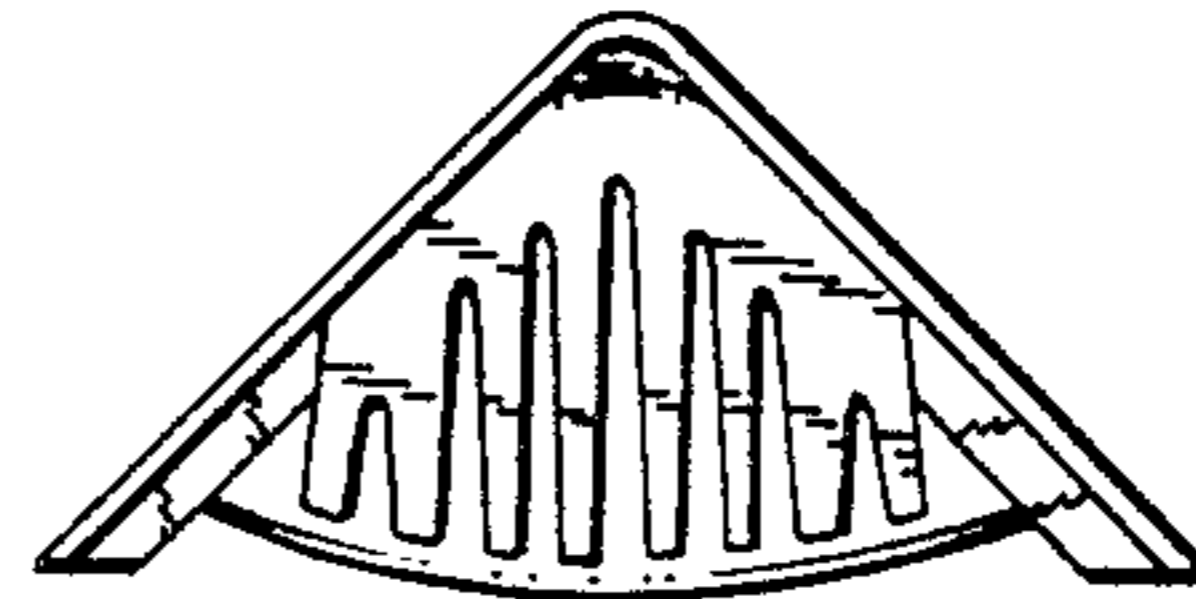


FIG. 3

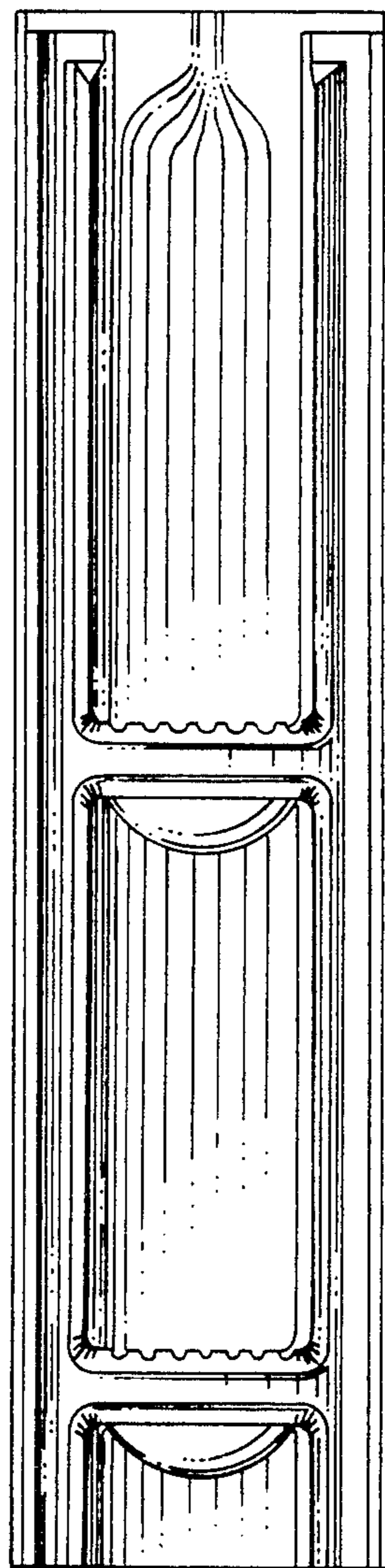


FIG. 2

FIG. 4

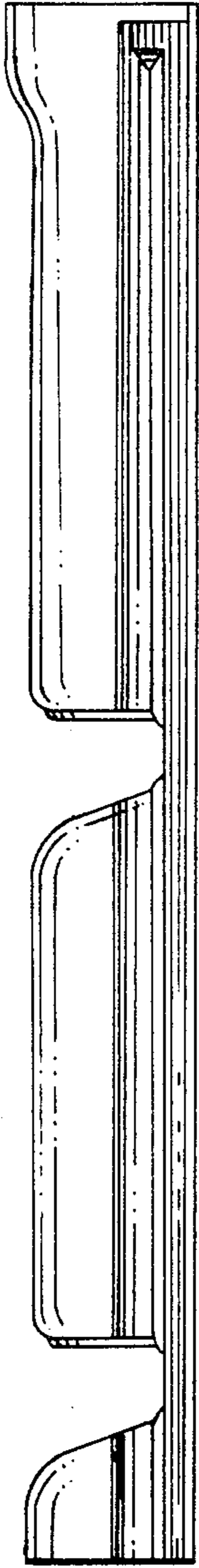


FIG. 7




FIG. 5

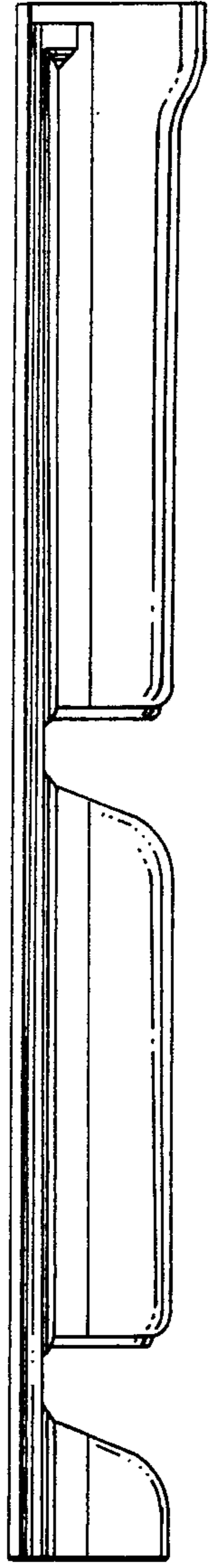


FIG. 6

