

[54] **FISHING TROLL WEIGHT**
 [76] **Inventor: Dannie B. Hudson, 15 Scott Dr., Marlboro, N.J. 07751**
 [**] **Term: 14 Years**
 [21] **Appl. No.: 551,182**
 [22] **Filed: Nov. 14, 1983**
 [52] **U.S. Cl. D22/145**
 [58] **Field of Search 43/43.1, 42.72, 44.89, 43/44.96, 44.97, 44.98, 43.13, 42.06; D22/30**

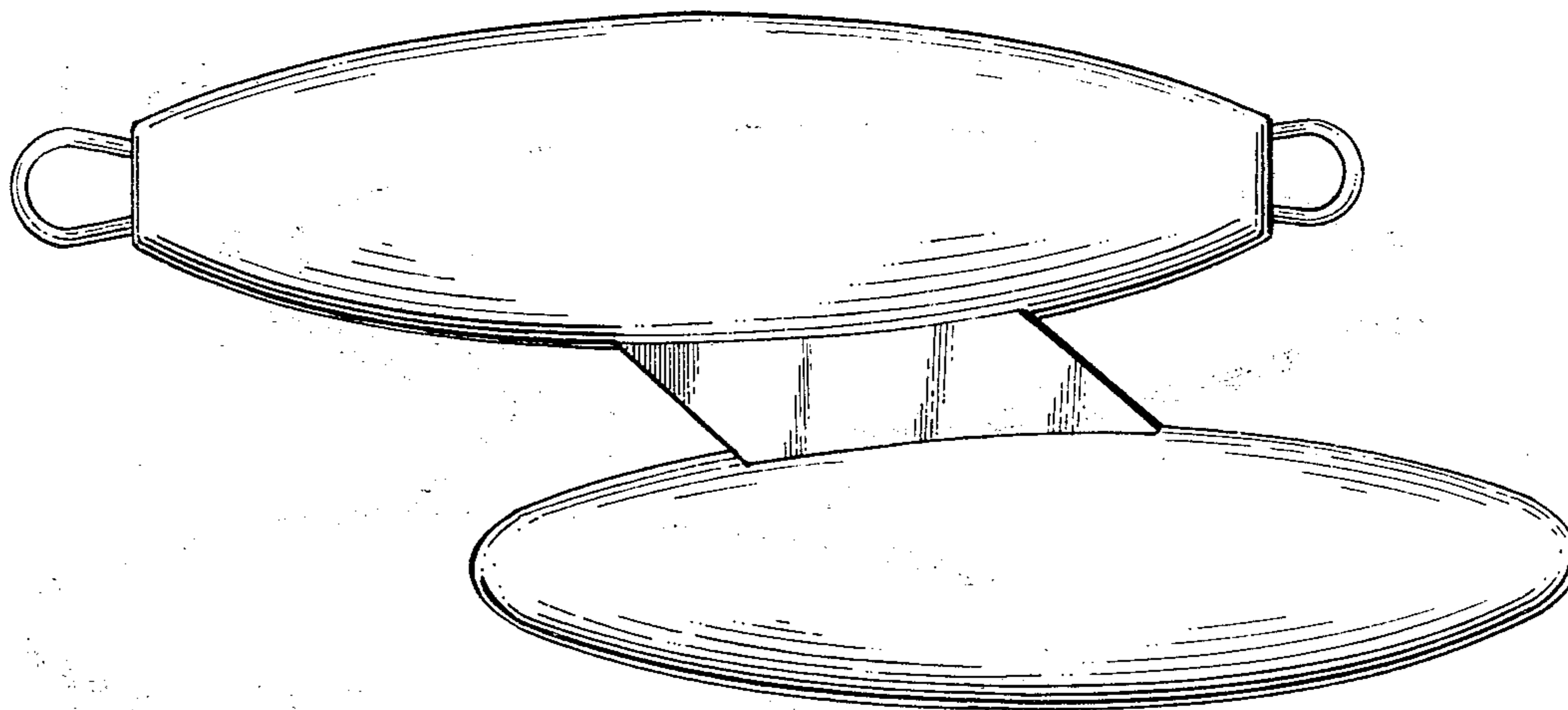
2,135,536 11/1938 Sarff 43/44.89
 2,322,536 6/1943 Miller 43/42.72 X
 2,707,348 5/1955 Kahler 43/43.13
 2,886,915 5/1959 MacDonald 43/43.13
 3,177,606 4/1965 Benoit 43/42.72 X
 3,237,338 3/1966 Lucas D22/30 X
 3,570,167 3/1971 Smith 43/42.06

Primary Examiner—A. Hugo Word
Attorney, Agent, or Firm—Lerner, David, Littenberg, Krumholz & Mentlik

[56] **References Cited**
U.S. PATENT DOCUMENTS
 Re. 28,262 12/1974 Nye 43/43.13
 D. 174,492 4/1955 Daves D22/30
 D. 184,579 3/1959 Winnipeg D22/30
 D. 217,644 5/1970 Smith D21/228
 D. 228,497 10/1973 Racine D22/30
 D. 257,470 10/1980 Ciezierski D22/30
 1,304,983 5/1919 Howerton 43/43.13
 1,701,444 2/1929 Darr 43/43.13
 1,778,119 10/1930 Neville 43/44.87

[57] **CLAIM**
 The ornamental design for a fishing troll weight, substantially as shown and described.

DESCRIPTION
 FIG. 1 is a perspective view of a fishing troll weight showing my new design;
 FIG. 2 is a front view thereof, the rear view being substantially identical;
 FIG. 3 is a right side elevational view thereof;
 FIG. 4 is a left side elevational view thereof;
 FIG. 5 is a top plan view thereof; and
 FIG. 6 is a bottom plan view thereof.



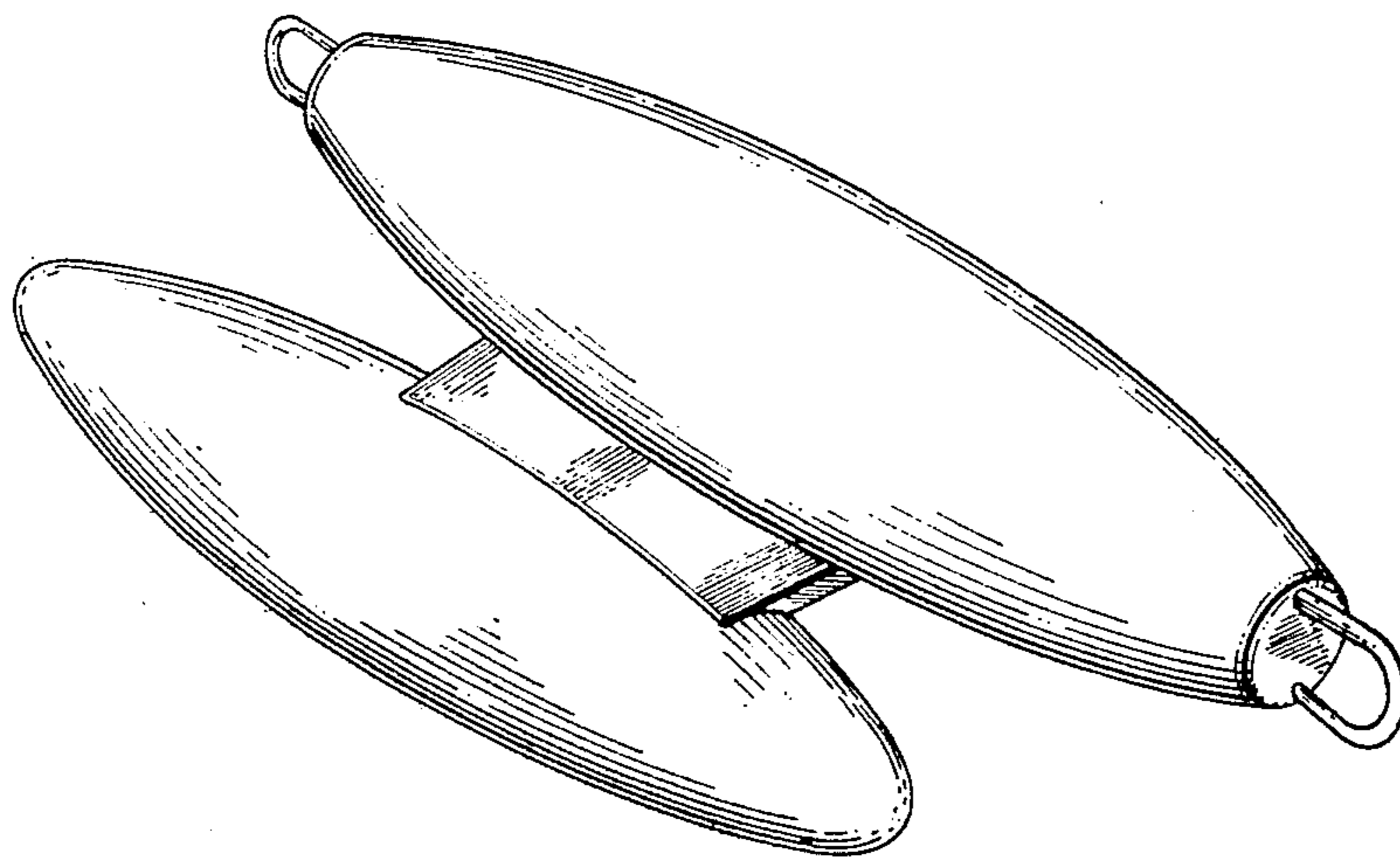


FIG. 1

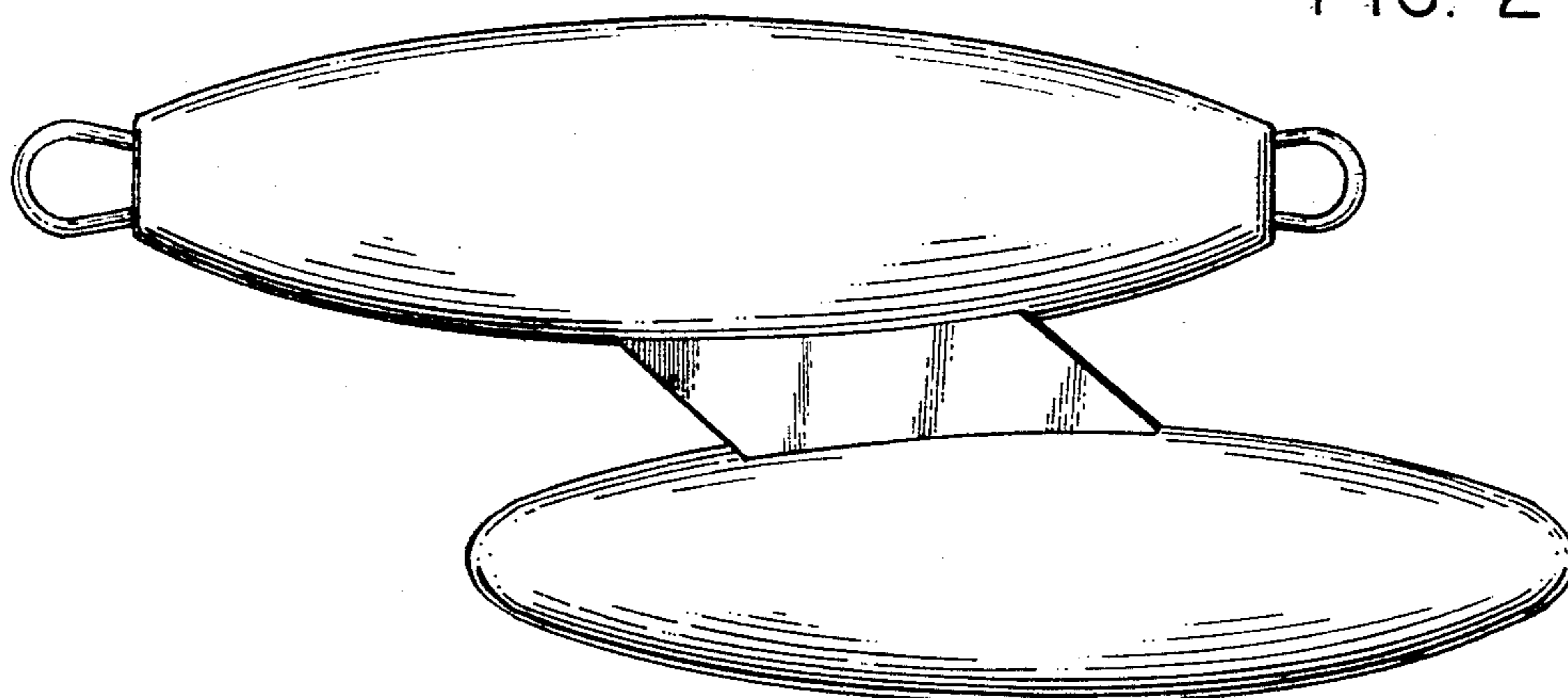


FIG. 2

FIG. 3




FIG. 4




FIG. 5




FIG. 6

