

[54] MODEL YACHT

[75] Inventor: Hironobu Sugihara, Hyogo, Japan
[73] Assignee: Kabushiki Kaisha A.G., Osaka, Japan
[**] Term: 14 Years
[21] Appl. No.: 572,897
[22] Filed: Jan. 20, 1984
[30] Foreign Application Priority Data

Jul. 27, 1983 [JP] Japan 58-33001

[52] U.S. Cl. D21/130

[58] Field of Search D12/303, 300; D21/130,
D21/120; 446/160, 161

[56] References Cited

U.S. PATENT DOCUMENTS

- D. 97,100 10/1935 Siemund D21/130
- D. 141,632 6/1945 Cox D21/130
- D. 236,099 7/1975 Heald et al. D12/303
- 4,220,107 9/1980 Jacobs 446/160

OTHER PUBLICATIONS

Newbridge Boat Data Sheet, 6-1976, "Corribee 21".
Sailboat & Sailboat Equipment Directory, p. 84, "Kadet"
Sailboat at top of page.
Rudder, 4-1968, p. 55, Sailboat.


Primary Examiner—Charles A. Rademaker
Attorney, Agent, or Firm—Kuhn, Muller and Bazerman

[57] CLAIM

The ornamental design for a model yacht, as shown.

DESCRIPTION

FIG. 1 is a side elevational view of a model yacht showing my new design;
FIG. 2 is a side elevational view of the side opposite that shown in FIG. 1;
FIG. 3 is a rear elevational view thereof;
FIG. 4 is a front elevational view thereof;
FIG. 5 is a bottom plan view thereof;
FIG. 6 is a top plan view thereof; and,
FIG. 7 is a front perspective view thereof.



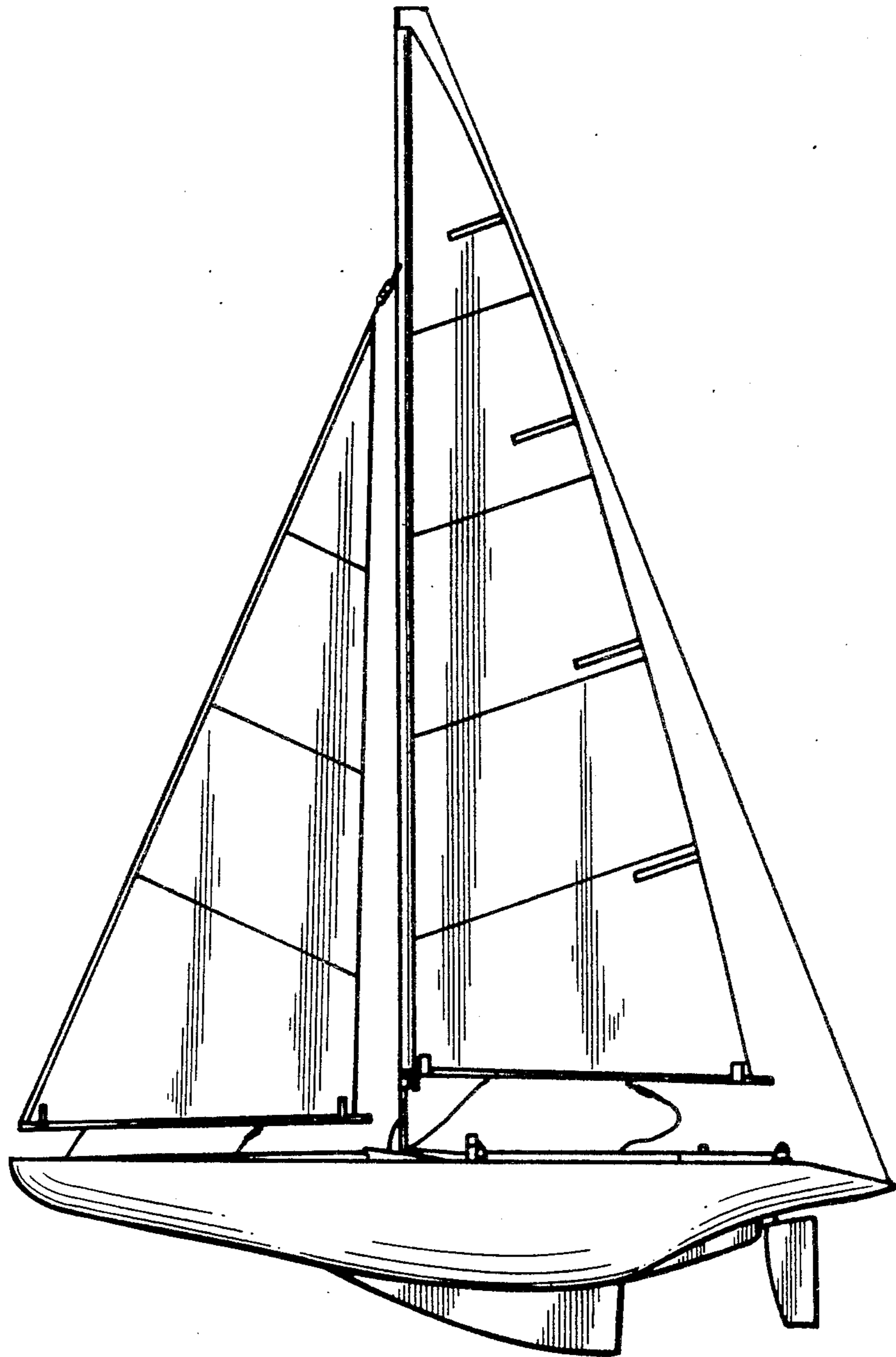


FIG. 1

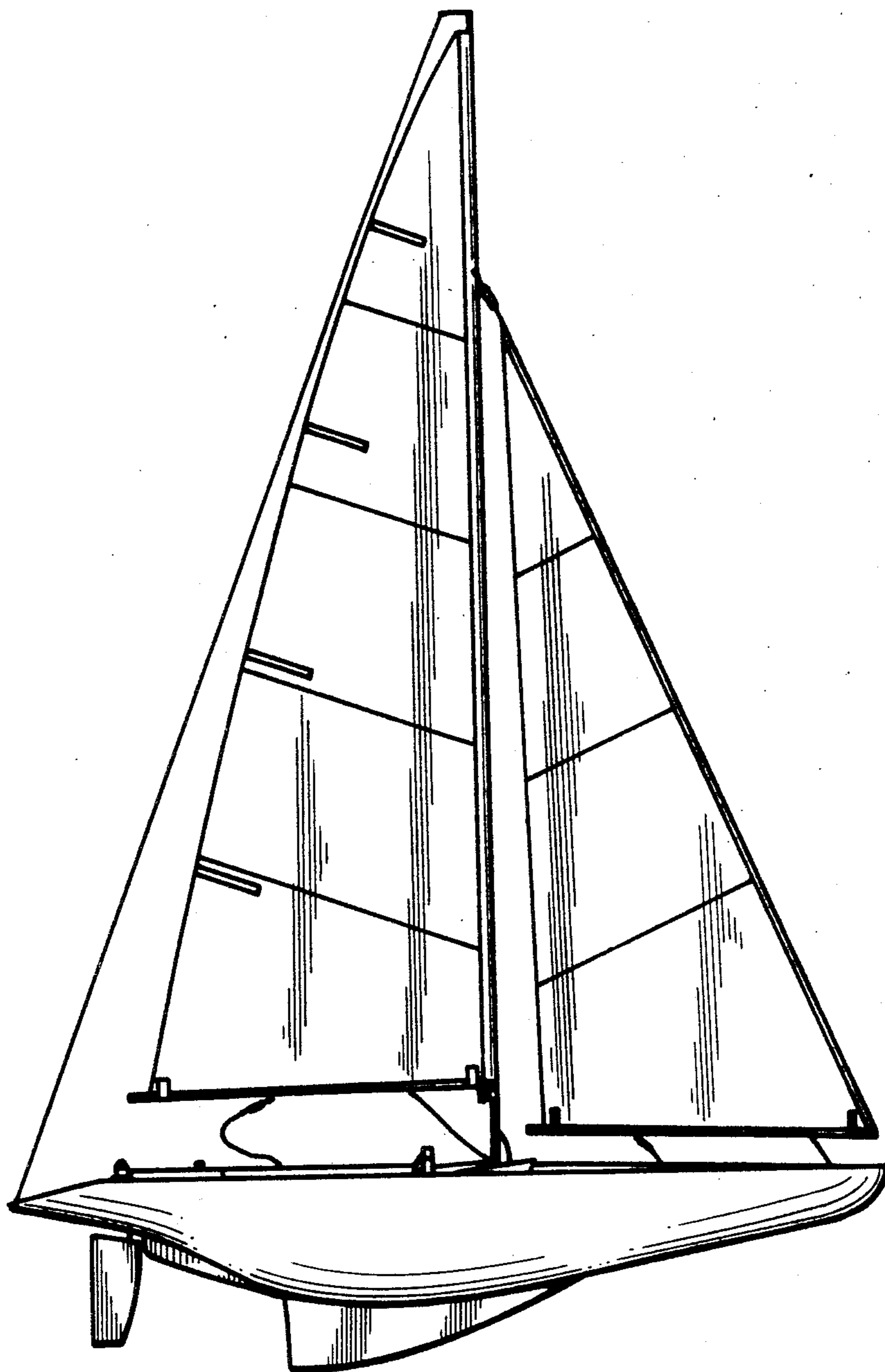


FIG. 2

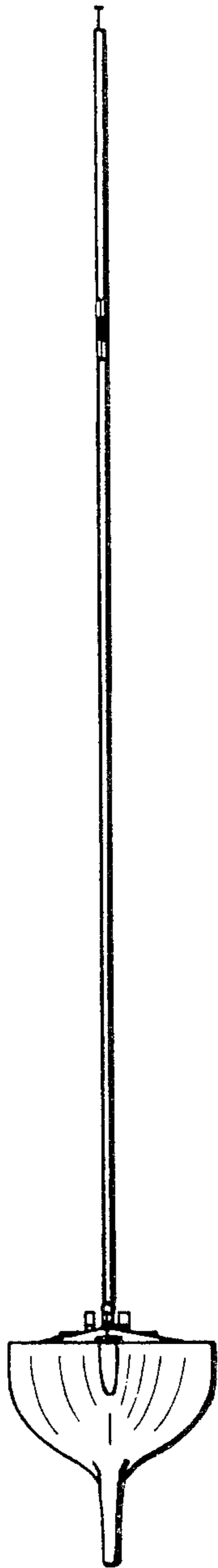


FIG. 4

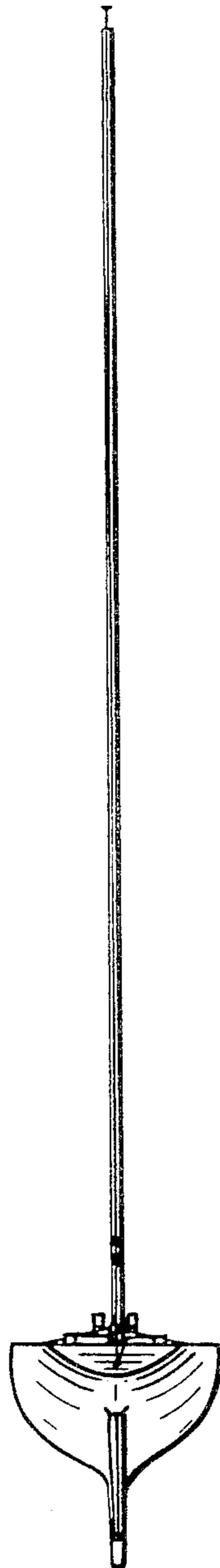


FIG. 3

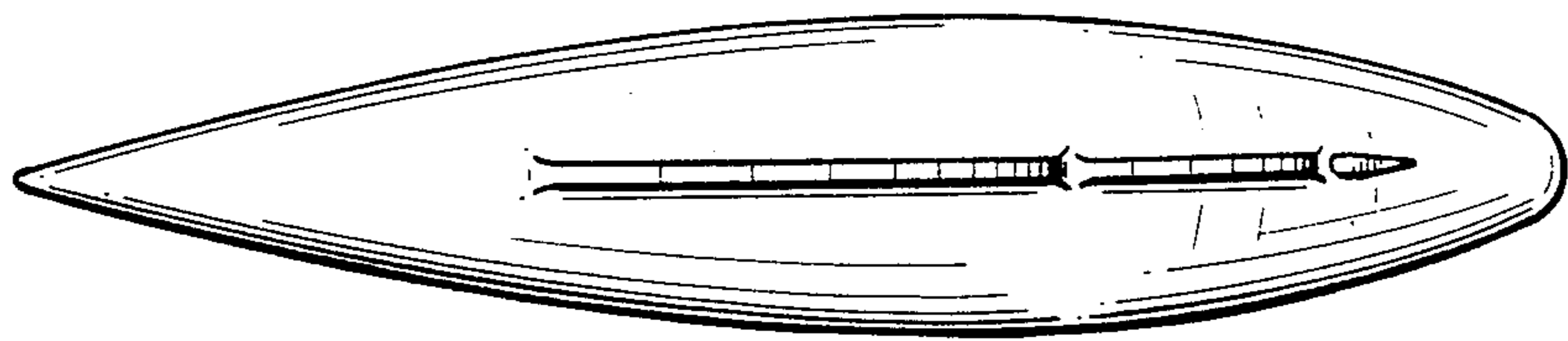


FIG. 5

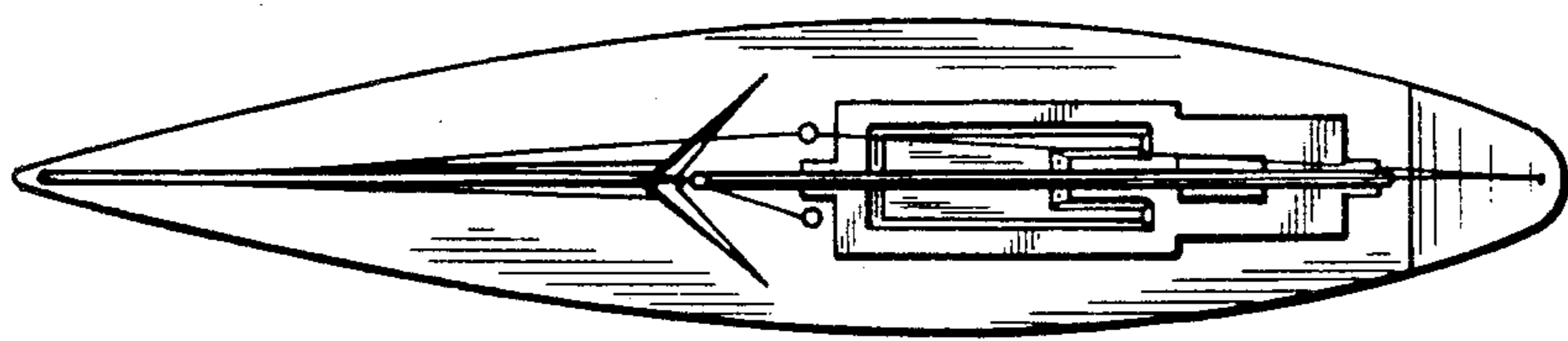


FIG. 6




FIG. 7