

[54] **HOTEL TELEPHONE FACEPLATE**

[75] **Inventors: Robert H. McKenzie, Madison; Anthony J. Fastaia, Vernon, both of Conn.**

[73] **Assignee: United Technologies Corporation, Hartford, Conn.**

[**] **Term: 14 Years**

[21] **Appl. No.: 557,720**

[22] **Filed: Dec. 1, 1983**

[52] **U.S. Cl. D14/59; D14/60; D14/115; D13/35; D14/52; D14/62**

[58] **Field of Search D14/58, 59, 52, 62, D14/66, 115, 60; D13/12, 32, 35; 179/2 DP, 18 BC**

[56] **References Cited**

U.S. PATENT DOCUMENTS

D. 221,951	9/1971	Kindley	D14/115
D. 236,133	7/1975	Kaner	D14/115
D. 249,511	9/1978	Olson	D14/115

D. 252,460	7/1979	Milia et al.	D14/115
D. 260,883	9/1981	Husted	D14/115
D. 264,348	5/1982	Turk	D13/12
D. 268,030	2/1983	Ault	D14/115
D. 272,241	1/1984	Dahlgren, Jr. et al.	D13/35
D. 275,480	9/1984	Thalmair	D13/35
D. 277,181	1/1985	Heim et al.	D13/12
4,385,212	5/1983	Tyler	D14/58 UX

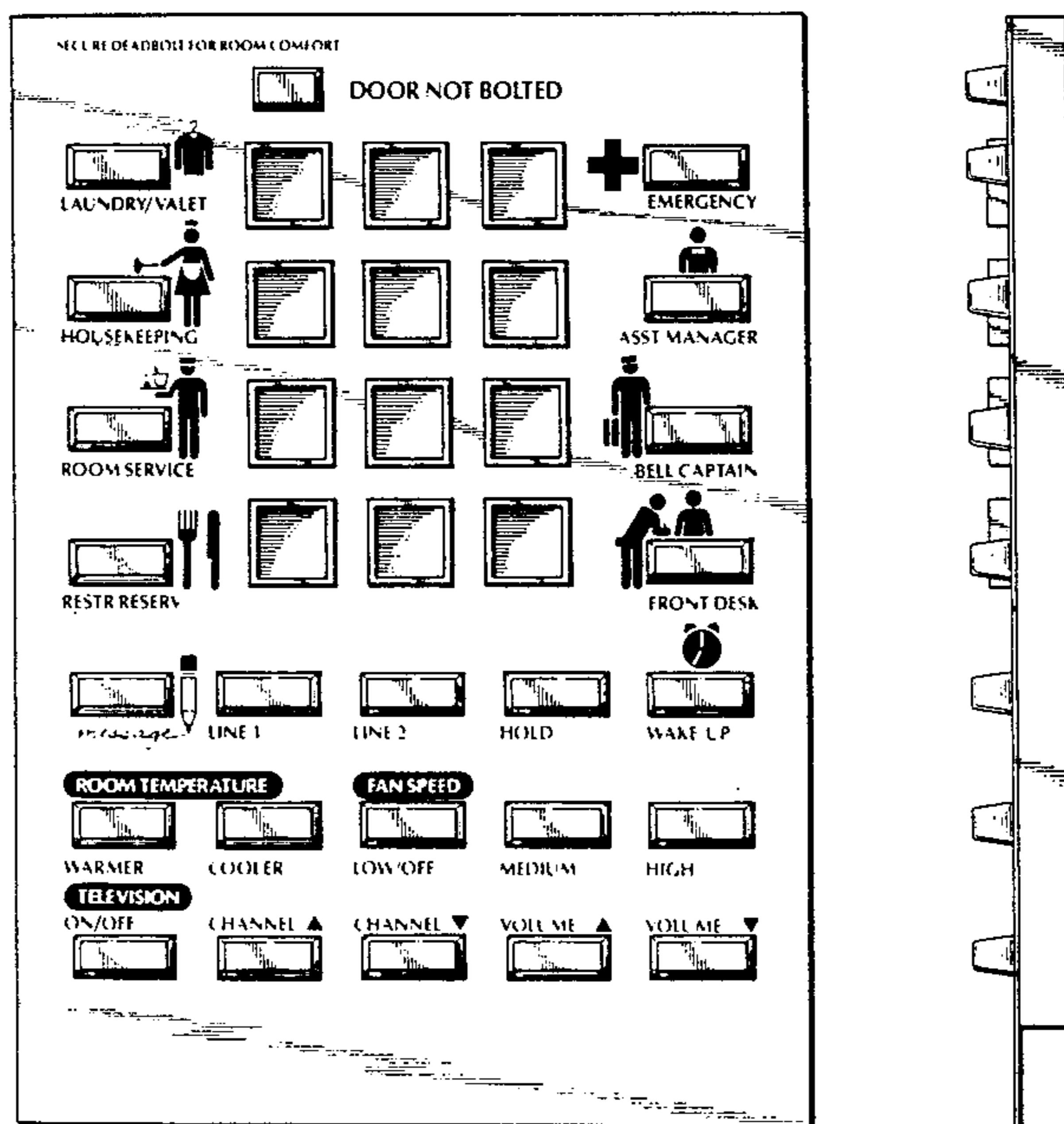
Primary Examiner—Wallace R. Burke
Assistant Examiner—Horace B. Fay
Attorney, Agent, or Firm—Dominic J. Chiantera

[57] **CLAIM**

The ornamental design of a hotel telephone faceplate, substantially as shown and described.

DESCRIPTION

FIG. 1 is a perspective view of a hotel telephone faceplate showing our new design positioned within a telephone associational environment illustrated in broken lines and which is not a part of the design claimed; FIG. 2 is a top plan view thereof; FIG. 3 is a right side elevational view thereof; and FIG. 4 is a top end elevational view.



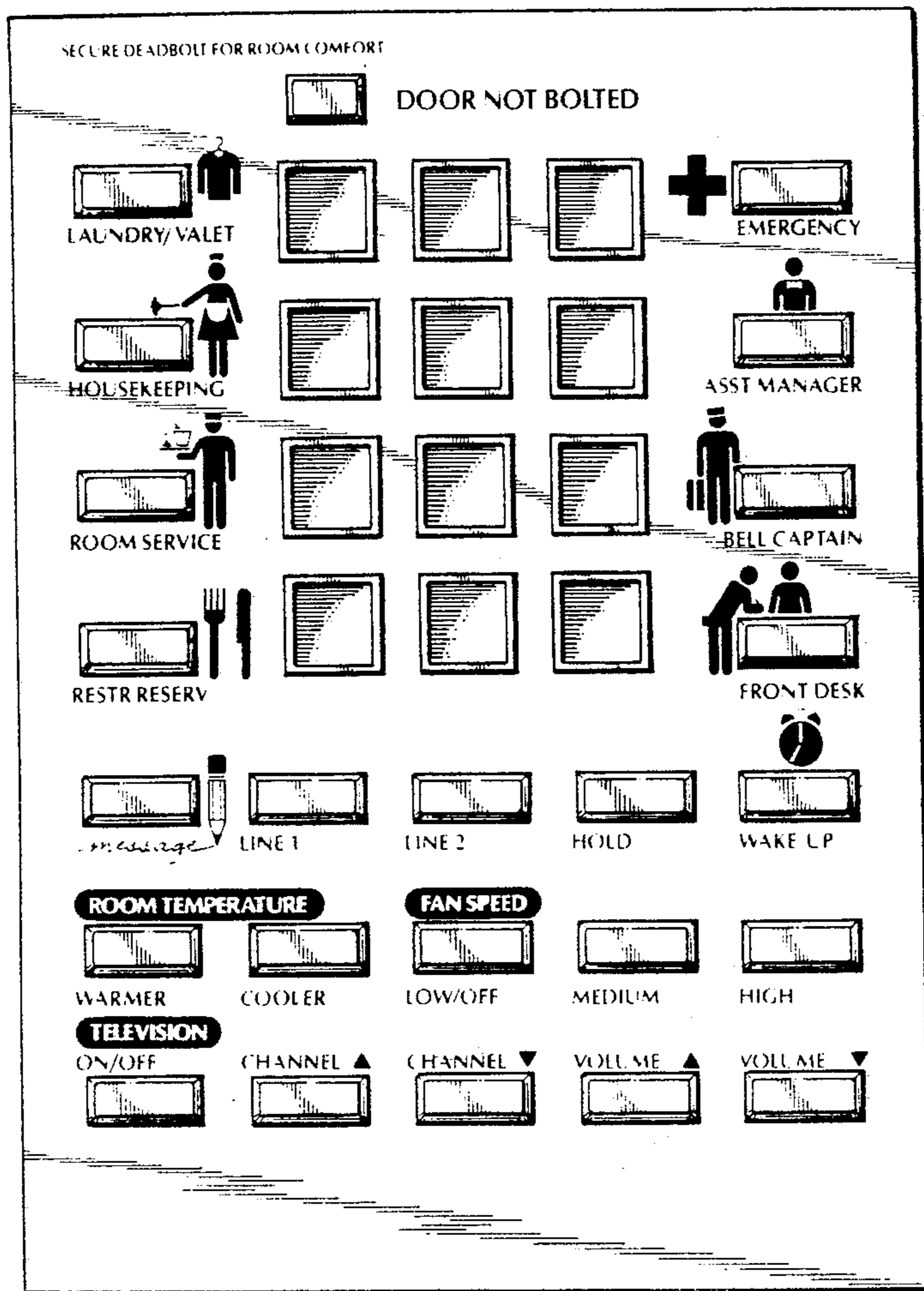


FIG. 2

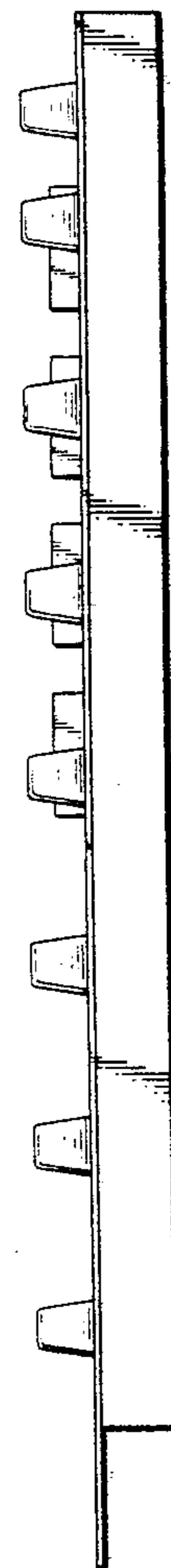


FIG. 3

FIG. 4

