

[54] TELEPHONE

[76] Inventor: Charles R. Marlin, 9407 NW. 70th St., Grimes, Iowa 50313

[**] Term: 14 Years

[21] Appl. No.: 602,409

[22] Filed: Apr. 20, 1984

[52] U.S. Cl. D14/53; D14/62; D11/160; D21/111; D14/60

[58] Field of Search D14/53, 62, 63; D11/101, 131, 160; D21/111

[56] References Cited

U.S. PATENT DOCUMENTS

- D. 209,211 11/1967 Gilbert D14/53
- D. 226,920 5/1973 Molyneaux D14/53
- D. 228,295 9/1973 Nakamura D14/53
- D. 253,583 12/1979 Millican D11/101

FOREIGN PATENT DOCUMENTS

- 459862 1/1937 United Kingdom D14/53

OTHER PUBLICATIONS

AT&T Phone Center Store Promotional Piece, Showing of Phone & Face on thousand legs.
 American Trophies, Inc. Catalog 1965, Showing of Human Figures on Trophy Bases, pp. 18, 22-26, 33-34.
 Gifts & Decorative Accessories Mag., Jun. 1981, Showing of Sundry Human Figures on Shelves, pp. 67, 69, 115, 116, 124, 260 (The Pope).
 Sears 1983 Xmas Wish Book, Showing of Human Male Figure Dolls at pp. 527, 518, 514-515.



Primary Examiner—Wallace R. Burke
 Assistant Examiner—Horace B. Fay
 Attorney, Agent, or Firm—Zarley, McKee, Thomte, Voorhees & Sease

[57] CLAIM

The ornamental design for a telephone, as shown and described.

DESCRIPTION

FIG. 1 is a left side, top, front perspective view of a telephone showing my new design;
 FIG. 2 is a front elevational view;
 FIGS. 3 and 4 are left and right side elevational views respectively;
 FIG. 5 is a top plan view; and
 FIG. 6 is a rear elevational view.






Fig. 1




Fig. 2




Fig. 3




Fig. 4

