

[54] HANDLE FOR KITCHEN TOOLS OR THE LIKE

[76] Inventor: Toshio Sumikama, 15, Minami-machi 1-chome, Seki-shi, Gifu-ken, Japan

[\*\*] Term: 14 Years

[21] Appl. No.: 483,150

[22] Filed: Apr. 8, 1983

[52] U.S. Cl. .... D7/395; D7/393

[58] Field of Search ..... D7/395, 361, 74, 99, D7/360, 152, 151; D8/307, 107, 303; 16/111 R, 114 R, 114 A, 116 R, 116 A, 110 A, DIG. 12, DIG. 18, DIG. 19; 30/340, 335, 329

[56] References Cited

U.S. PATENT DOCUMENTS

D. 218,770	9/1970	Kelly	.....	D8/307 X
D. 263,920	4/1982	Usbeck	.....	D7/395
317,393	5/1885	Lorenz	.....	30/340
1,965,354	7/1934	Patock	.....	16/116 R X
3,161,430	12/1964	Wiman	.....	16/114 A X
4,197,611	4/1980	Bell et al.	.....	16/DIG. 12 X

FOREIGN PATENT DOCUMENTS

58-7603 8/1982 Japan .

OTHER PUBLICATIONS

Page 22 of Japanese Official Design Gazette of 11-1-2-82.

Primary Examiner—Bernard Ansher

Assistant Examiner—Linda Titolo

Attorney, Agent, or Firm—Leydig, Voit & Mayer, Ltd.

[57] CLAIM

The ornamental design for handle for kitchen tools or the like, as shown and described.

DESCRIPTION

FIG. 1 is a top plan view of a handle for kitchen tools or the like, showing my new design, the bottom plan view being a mirror image thereof;

FIG. 2 is a right side elevational view thereof, the left side being a mirror image thereof;

FIG. 3 is a rear end elevational view thereof;

FIG. 4 is a front end elevational view thereof; and

FIG. 5 is a cross-sectional view thereof, taken on line 5—5 of FIG. 1.





FIG. 1




FIG. 2



FIG. 5

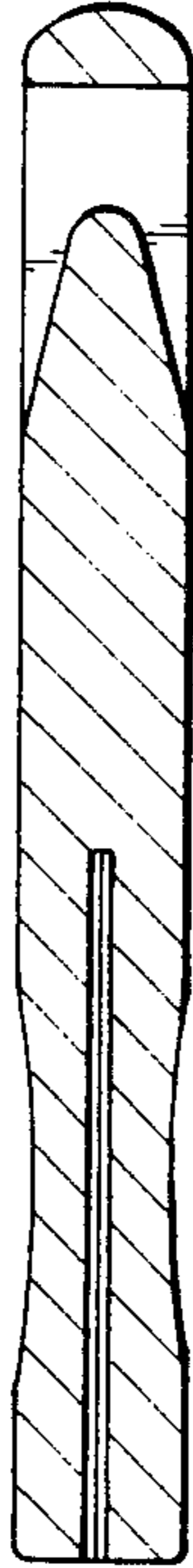


FIG. 3



FIG. 4

