

[54] GAMEBOARD

[76] Inventor: Juanita M. Donahue, 1010 S. Hughes,  
Little Rock, Ark. 72204

[\*\*] Term: 14 Years

[21] Appl. No.: 585,310

[22] Filed: Mar. 1, 1984

[52] U.S. Cl. .... D21/17

[58] Field of Search ..... D21/14-36;  
273/236-285

[56] References Cited

U.S. PATENT DOCUMENTS

|            |        |                    |         |
|------------|--------|--------------------|---------|
| D. 236,993 | 9/1975 | Davis .....        | D21/17  |
| D. 258,599 | 3/1981 | Hodges et al. .... | D21/17  |
| 2,398,368  | 4/1946 | Fox .....          | 273/281 |

Primary Examiner—Melvin B. Feifer  
Attorney, Agent, or Firm—Walker & McKenzie

[57] CLAIM

The ornamental design for a gameboard, substantially as shown and described.

DESCRIPTION

FIG. 1 is a top plan view of a gameboard showing my new design. The hatching indicates color contrast.

FIG. 2 is a sectional view as taken on line II—II of FIG. 1, to more clearly bring out certain features of my new design.

FIG. 3 is a sectional view as taken on line III—III of FIG. 1 to more clearly bring out certain features of my new design.

FIG. 4 is a sectional view as taken on line IV—IV of FIG. 1 to more clearly bring out my new design.

FIG. 5 is a sectional view as taken on line V—V of FIG. 1 to more clearly bring out my new design.

FIG. 6 is a sectional view as taken on line VI—VI of FIG. 1 to more clearly bring out my new design.

FIG. 7 is a sectional view as taken on line VII—VII of FIG. 1 to more clearly bring out my new design.

FIG. 8 is a sectional view as taken on line VIII—VIII of FIG. 1 to more clearly bring out my new design.

The broken line showing of spherical game pieces is for illustrative purposes only.

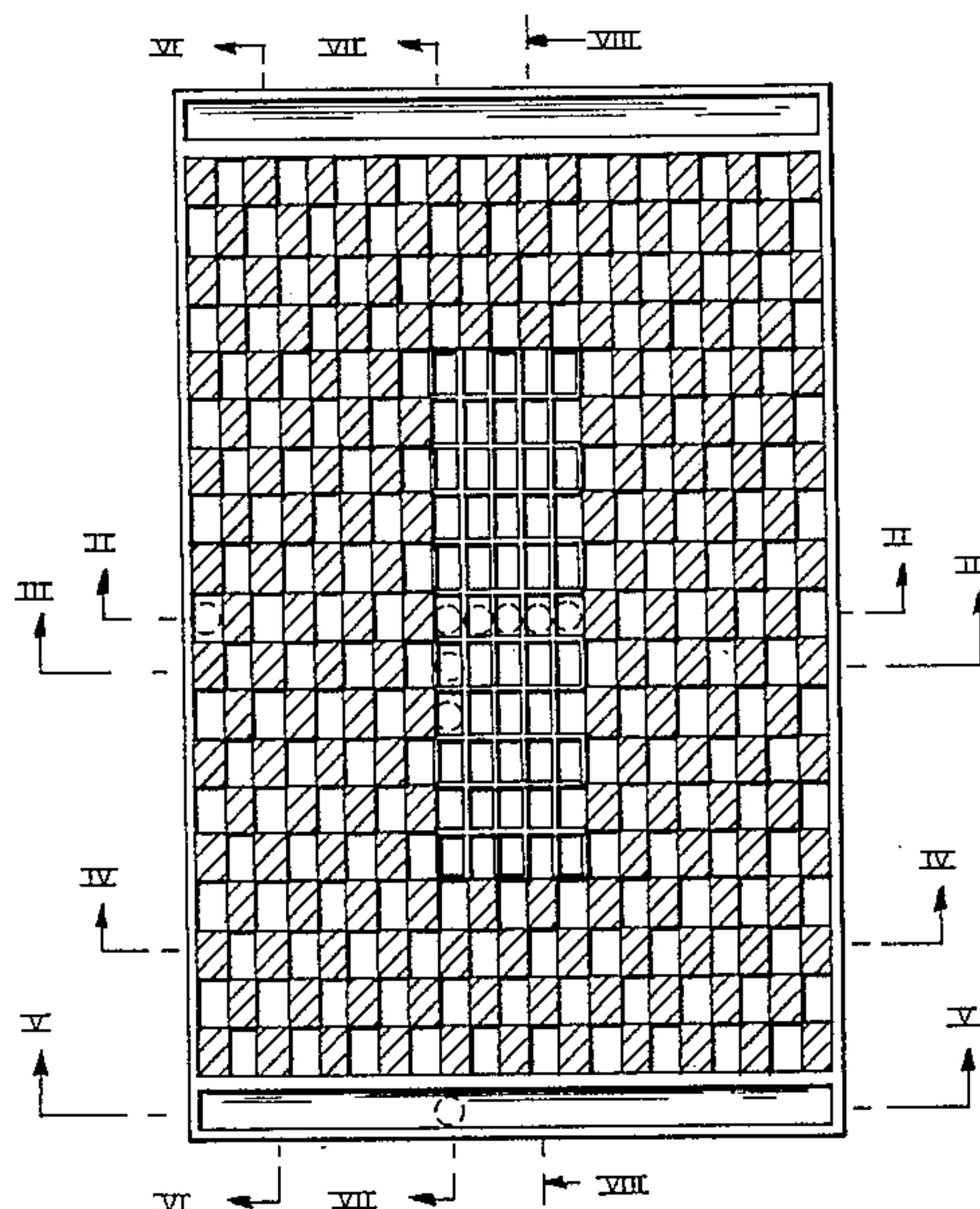


FIG. 1

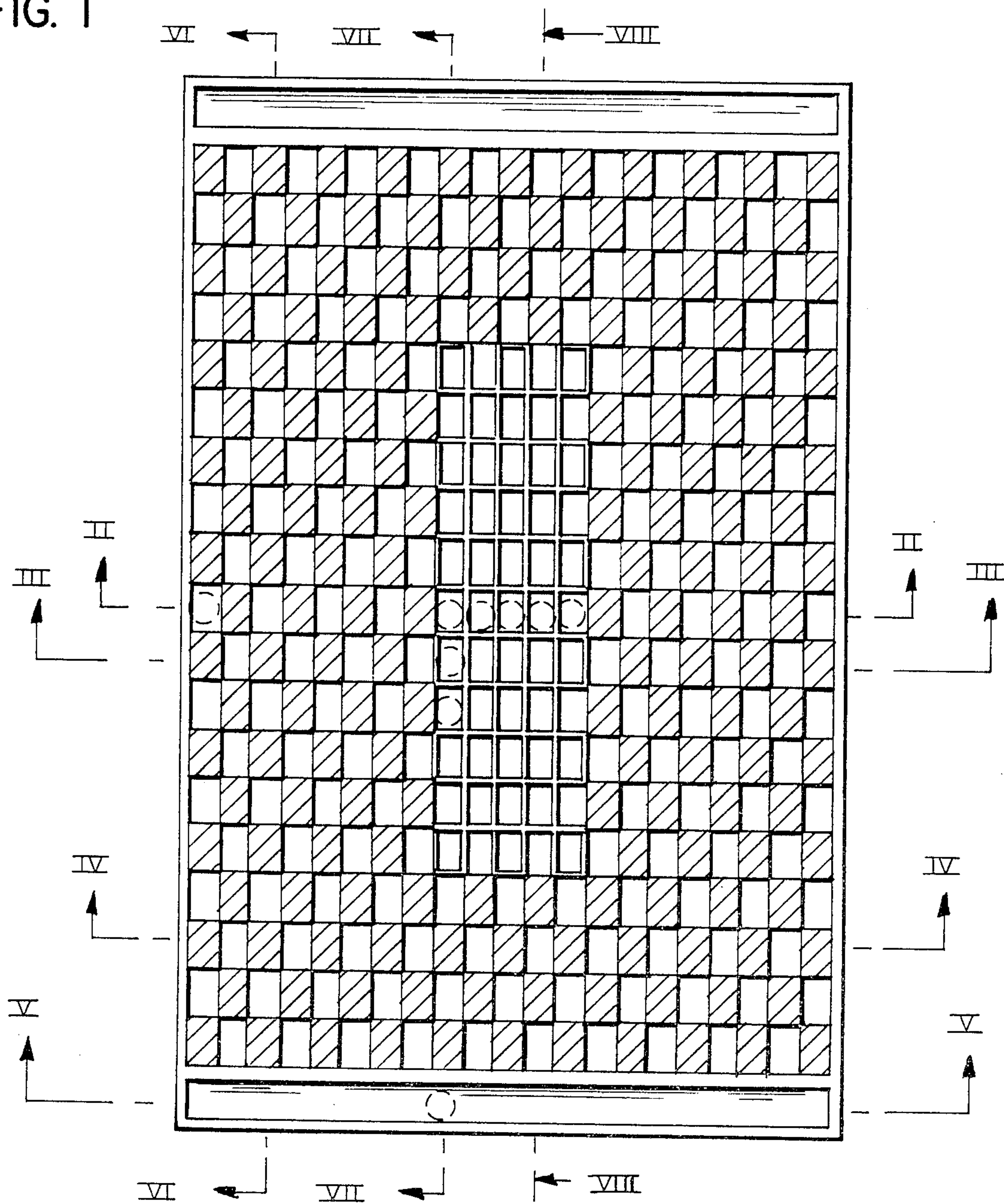


FIG. 2




FIG. 3




FIG. 4

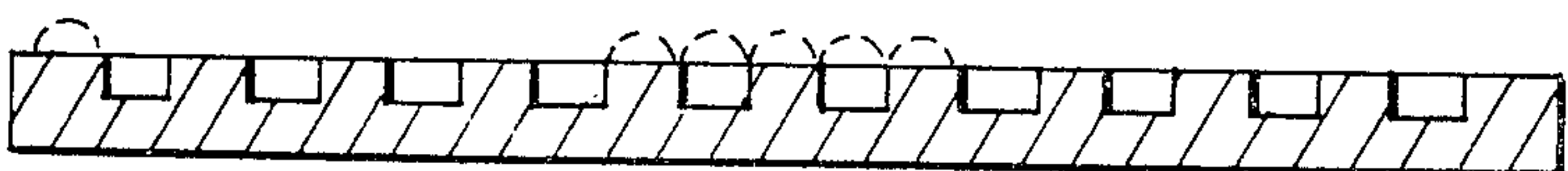


FIG. 5




FIG. 6



FIG. 7



FIG. 8

