

[54] **CAN OR SIMILAR ARTICLE**

[75] **Inventors: Jozef I. Franek, Chorleywood; Keith R. Irvine, Faringdon, both of England**

[73] **Assignee: Metal Box Public Limited Company, Reading, England**

[\*] **Notice: The portion of the term of this patent subsequent to Sep. 24, 2002 has been disclaimed.**

[\*\*] **Term: 14 Years**

[21] **Appl. No.: 485,727**

[22] **Filed: Apr. 15, 1983**

[30] **Foreign Application Priority Data**

Oct. 21, 1982 [GB] United Kingdom ..... 1 009 360

[52] **U.S. Cl. .... D9/428; D9/349; D9/405**

[58] **Field of Search ..... D9/349, 350, 355, 367, D9/403, 390, 405, 424, 428, 429; D7/16; D11/152; 229/3.5 MF, 1.5 B**

[56] **References Cited**

**U.S. PATENT DOCUMENTS**

D. 125,058	2/1941	Ratner	.....	D11/152
D. 213,428	3/1969	Batdorf	.....	D9/429
D. 271,169	11/1983	Hollenbeck	.....	D7/16
1,717,974	6/1929	Heinrichs	.....	D7/16 X
3,196,777	7/1965	Luker	.....	229/3.5 MF X

**FOREIGN PATENT DOCUMENTS**

381,043 9/1932 United Kingdom .

*Primary Examiner*—Robert C. Spangler

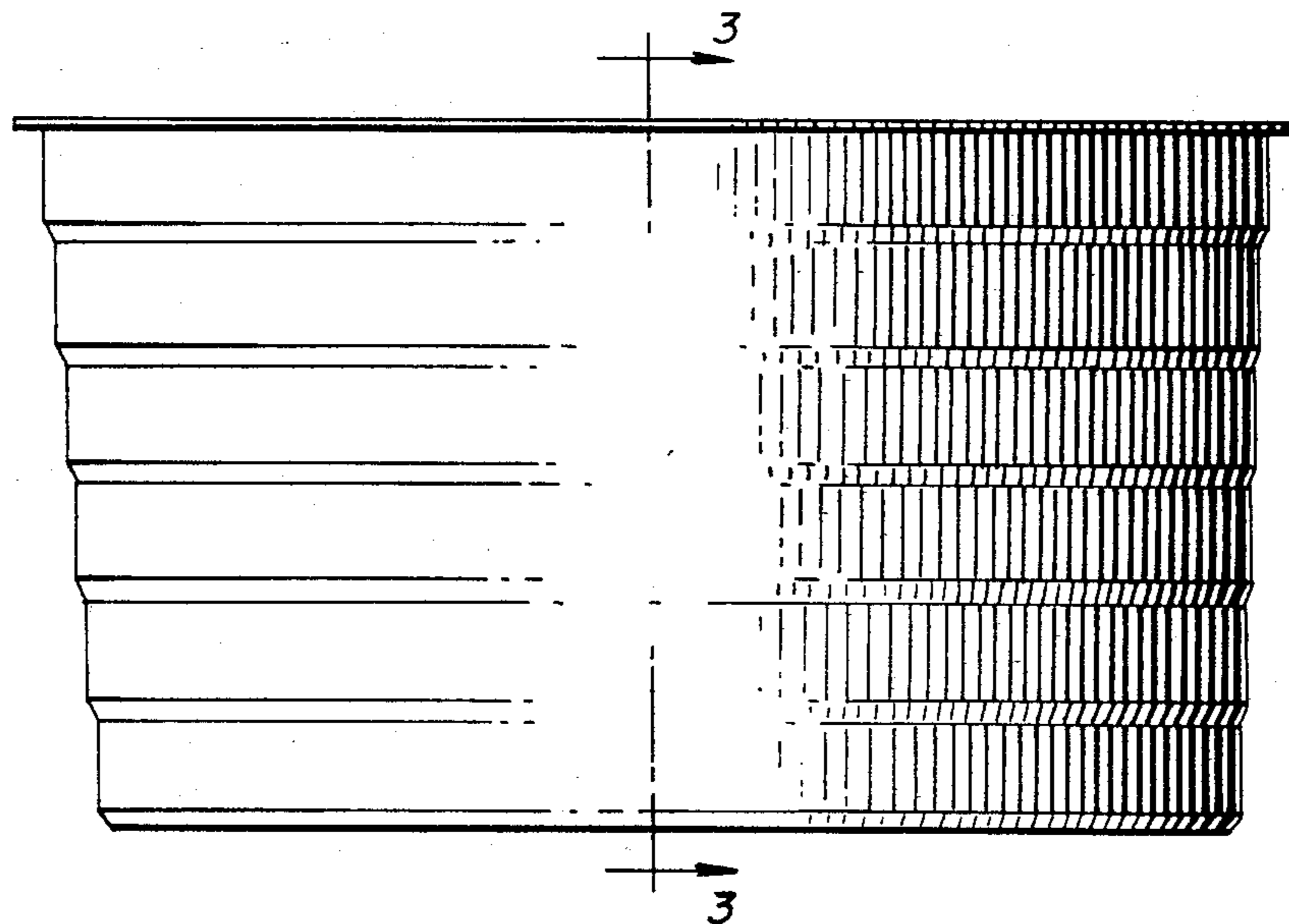
*Attorney, Agent, or Firm*—Berman, Aisenberg & Platt

[57] **CLAIM**

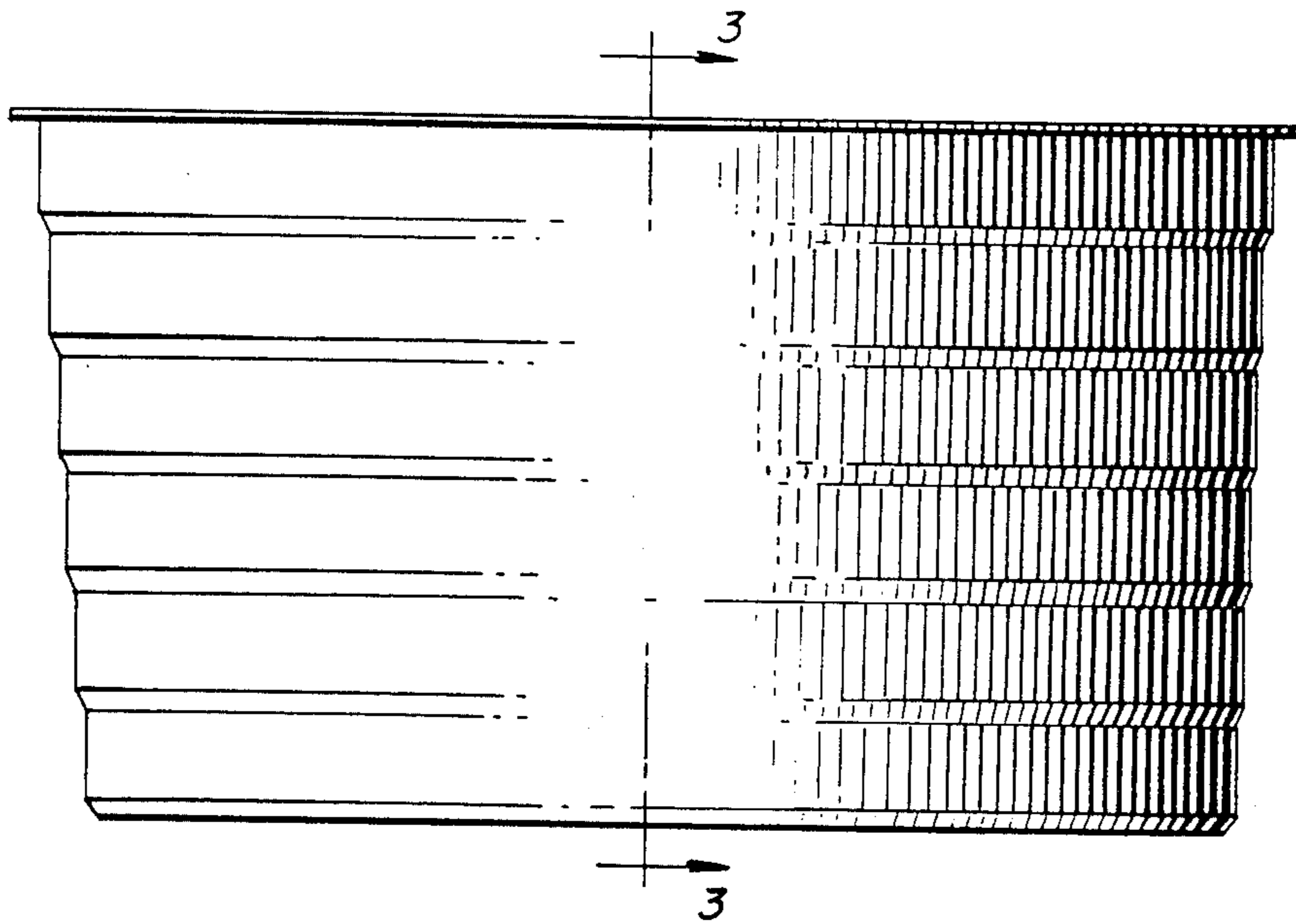
The ornamental design for a can or similar article, as shown and described.

**DESCRIPTION**

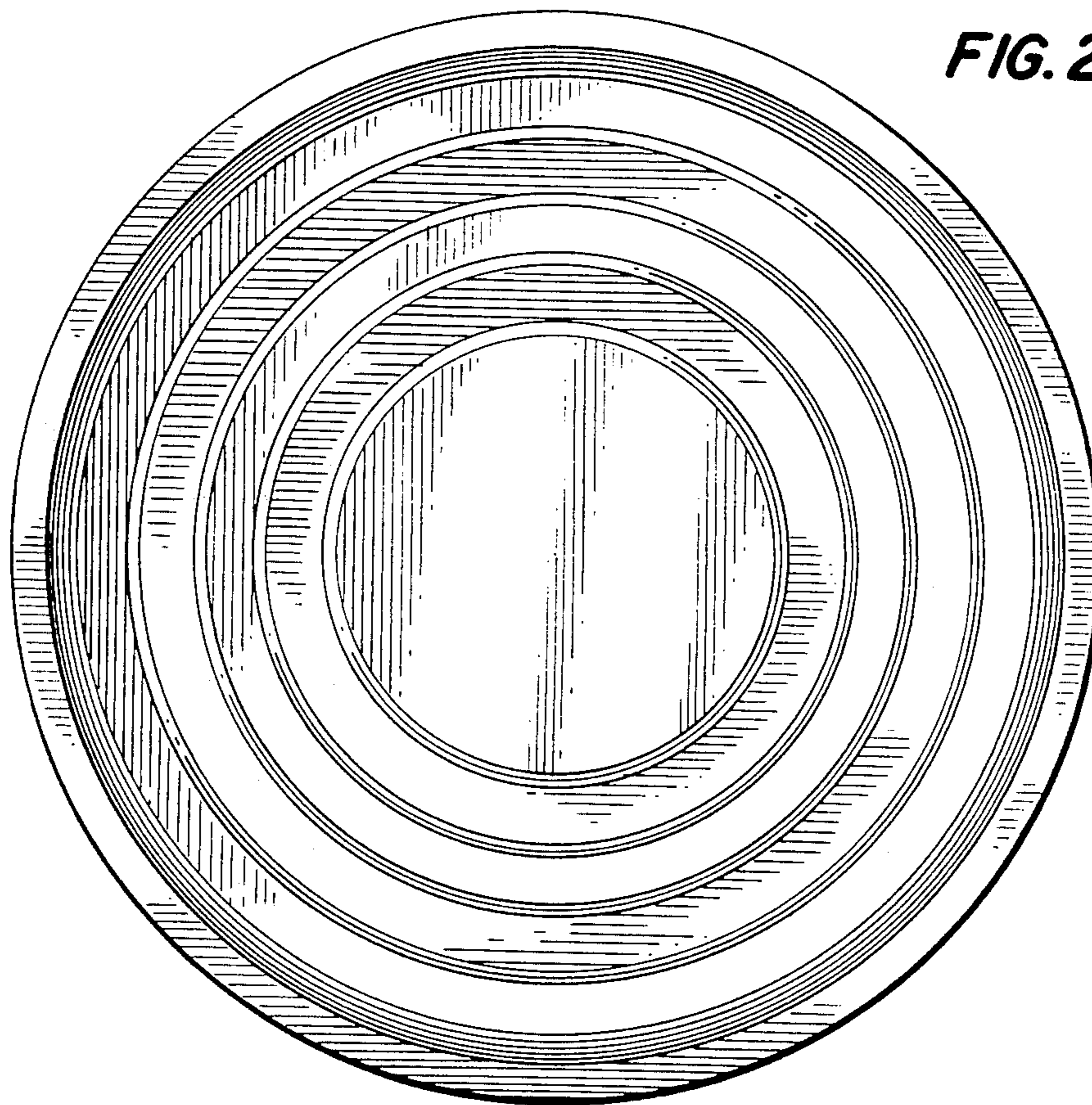
FIG. 1 is a side elevational view of a can or similar article showing our new design;  
FIG. 2 is a top plan view;  
FIG. 3 is a sectional view taken on the line 3—3 of FIG. 1; and  
FIG. 4 is a bottom plan view.



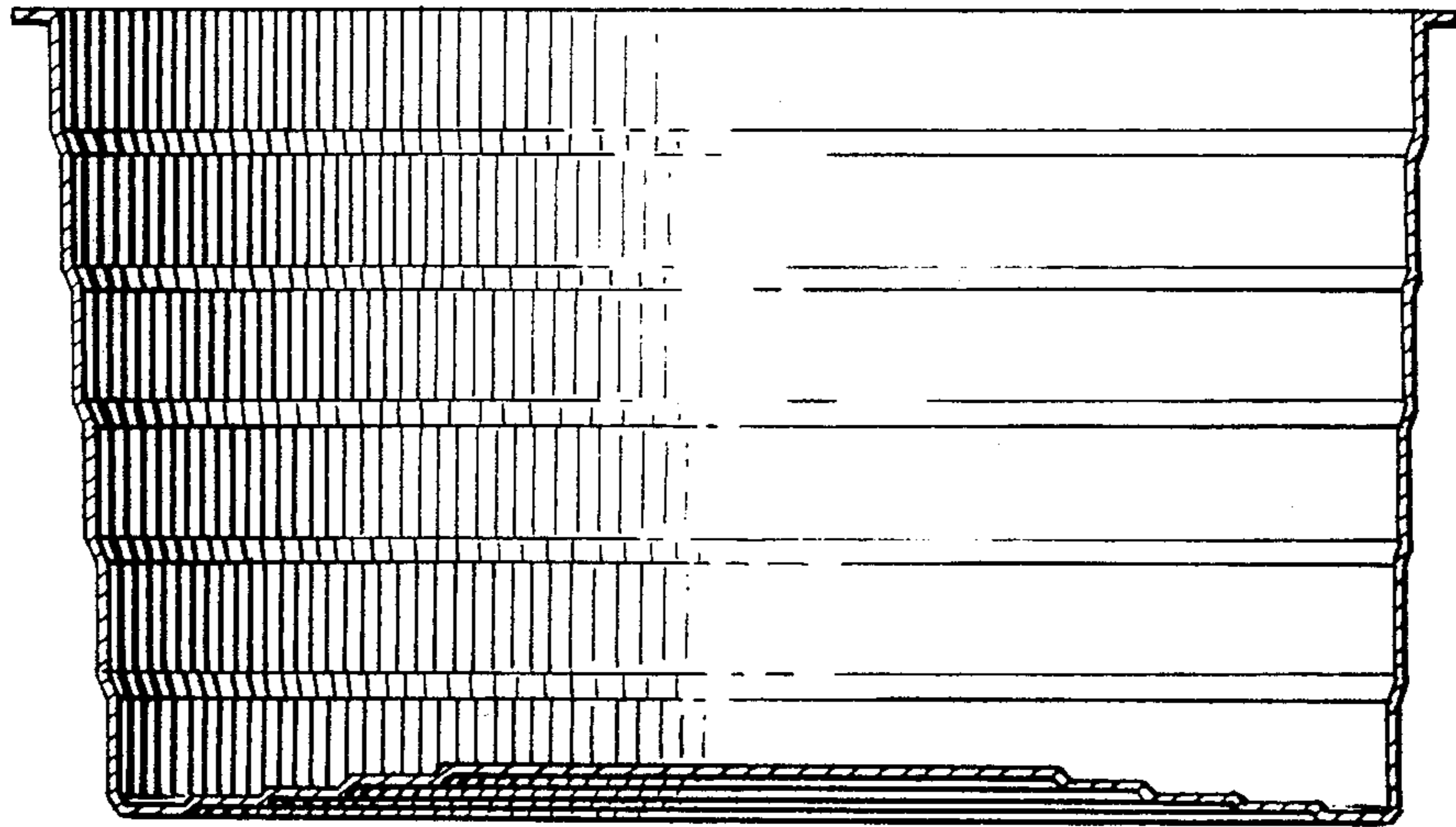
**FIG. 1.**



**FIG. 2.**



**FIG. 3.**



**FIG. 4.**

