

[54] **FRYING PAN GREASE DRAIN INSERT**

[76] **Inventor: Ronald Huls, 13445 Bromwich St., Arleta, Calif. 91331**

[\*\*] **Term: 14 Years**

[21] **Appl. No.: 401,891**

[22] **Filed: Jul. 26, 1982**

[52] **U.S. Cl. .... D7/409; D7/388**

[58] **Field of Search ..... D7/409, 408, 388, 389**

[56] **References Cited**

**U.S. PATENT DOCUMENTS**

D. 5,144 7/1871 Talbot ..... D7/408  
D. 183,086 6/1958 Collins et al. .... D7/409

**OTHER PUBLICATIONS**

*Better Homes & Gardens*, Oct. 1947, p. 277, Racks of a

Dozen Uses—Broiling to Cake Cooling, From Meredith, Inc.

*Bloomington's*, p. 11, Teak Trivets, item #11, bottom right from Pomerantz, circular shape.

*Primary Examiner*—Winifred E. Herrmann  
*Attorney, Agent, or Firm*—David O'Reilly

[57] **CLAIM**

The ornamental design for a frying pan grease drain insert, substantially as shown and described.

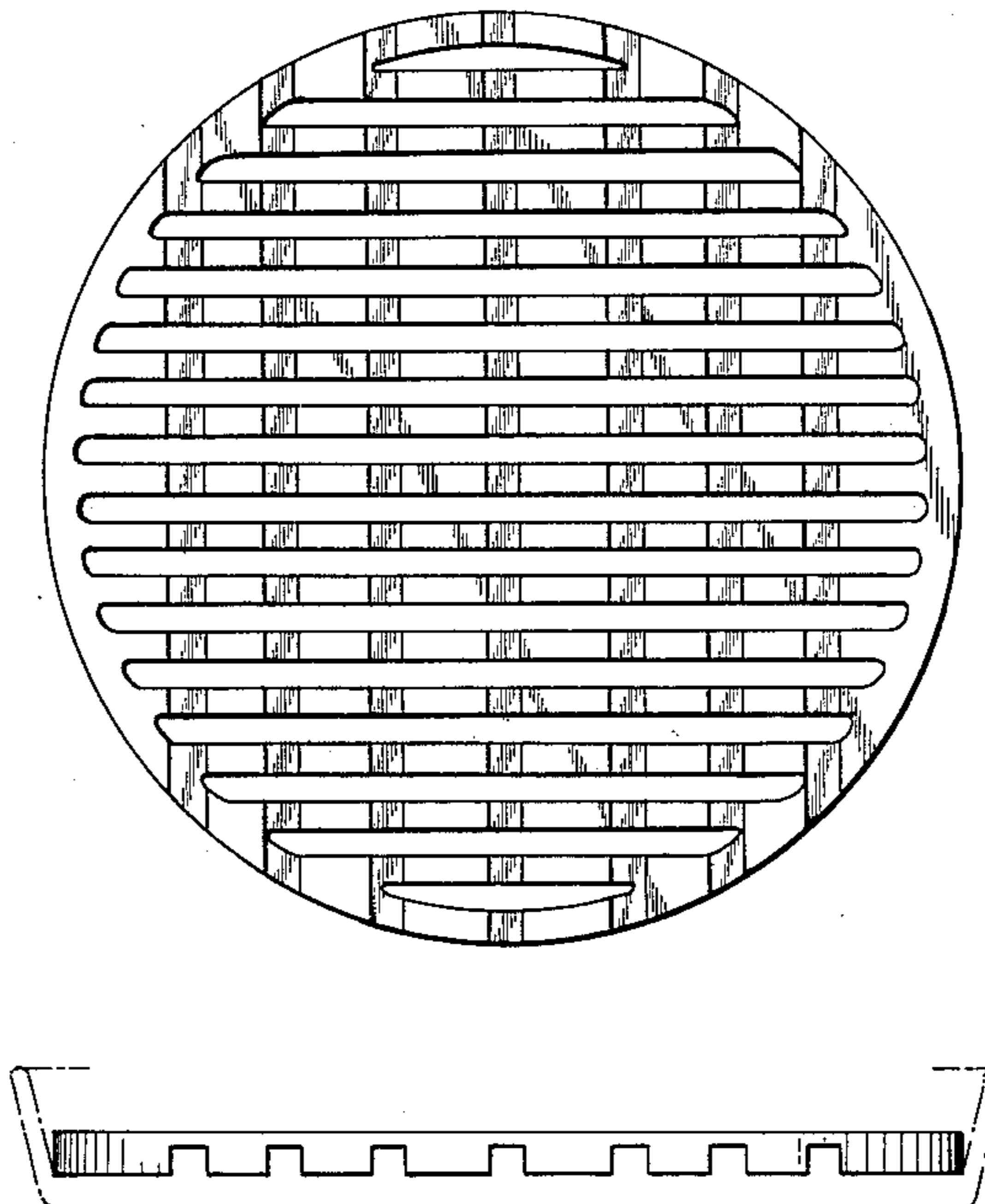
**DESCRIPTION**

FIG. 1 is a top plan view of a frying pan grease drain insert showing my new design;

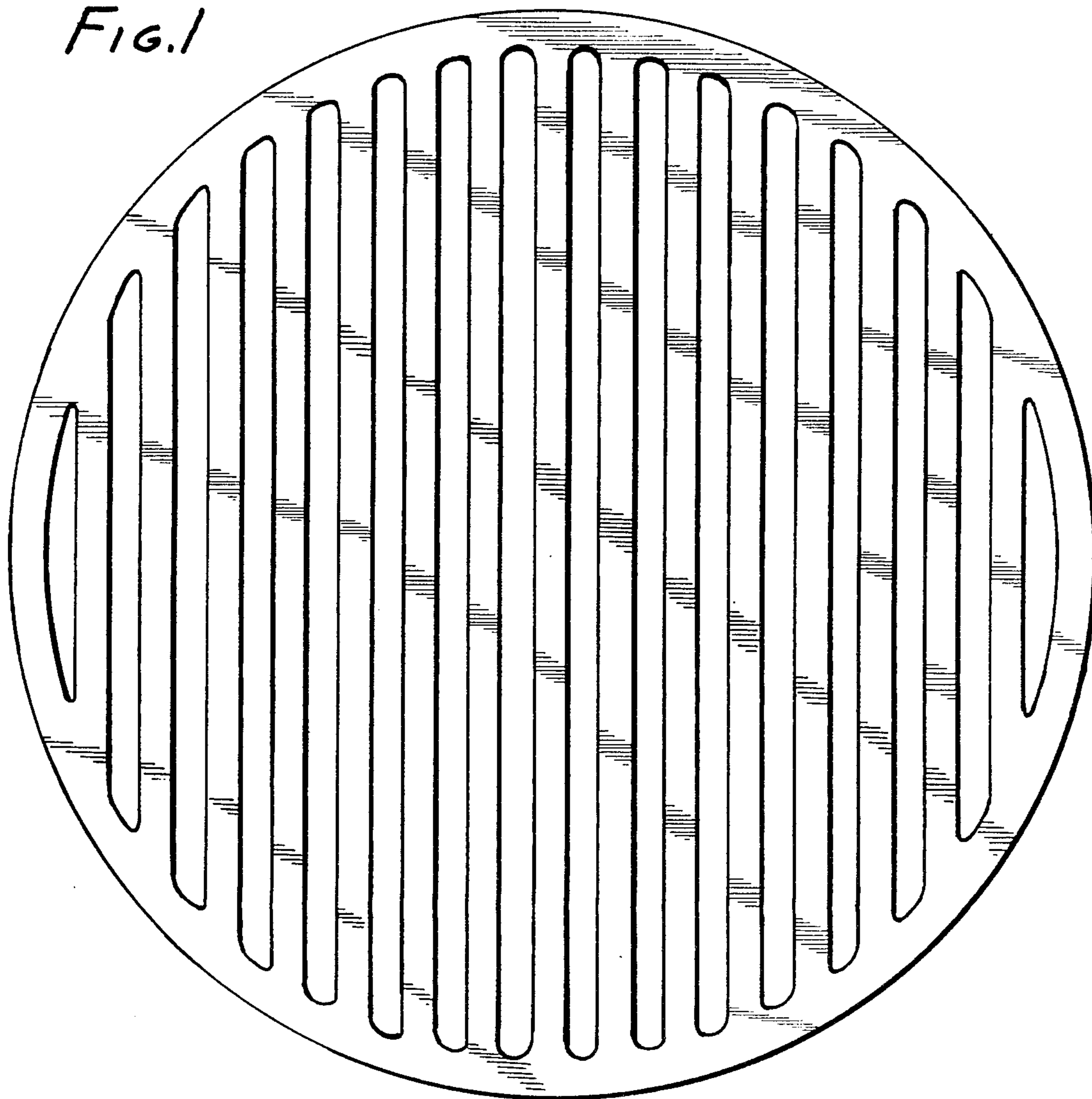
FIG. 2 is a bottom view thereof;

FIG. 3 is a side view thereof, the opposite side view being identical;

FIG. 4 is another side view thereof, the opposite side view being identical with a frying pan shown in phantom for illustration purposes only.



*FIG. 1*



*FIG. 3*



FIG. 2

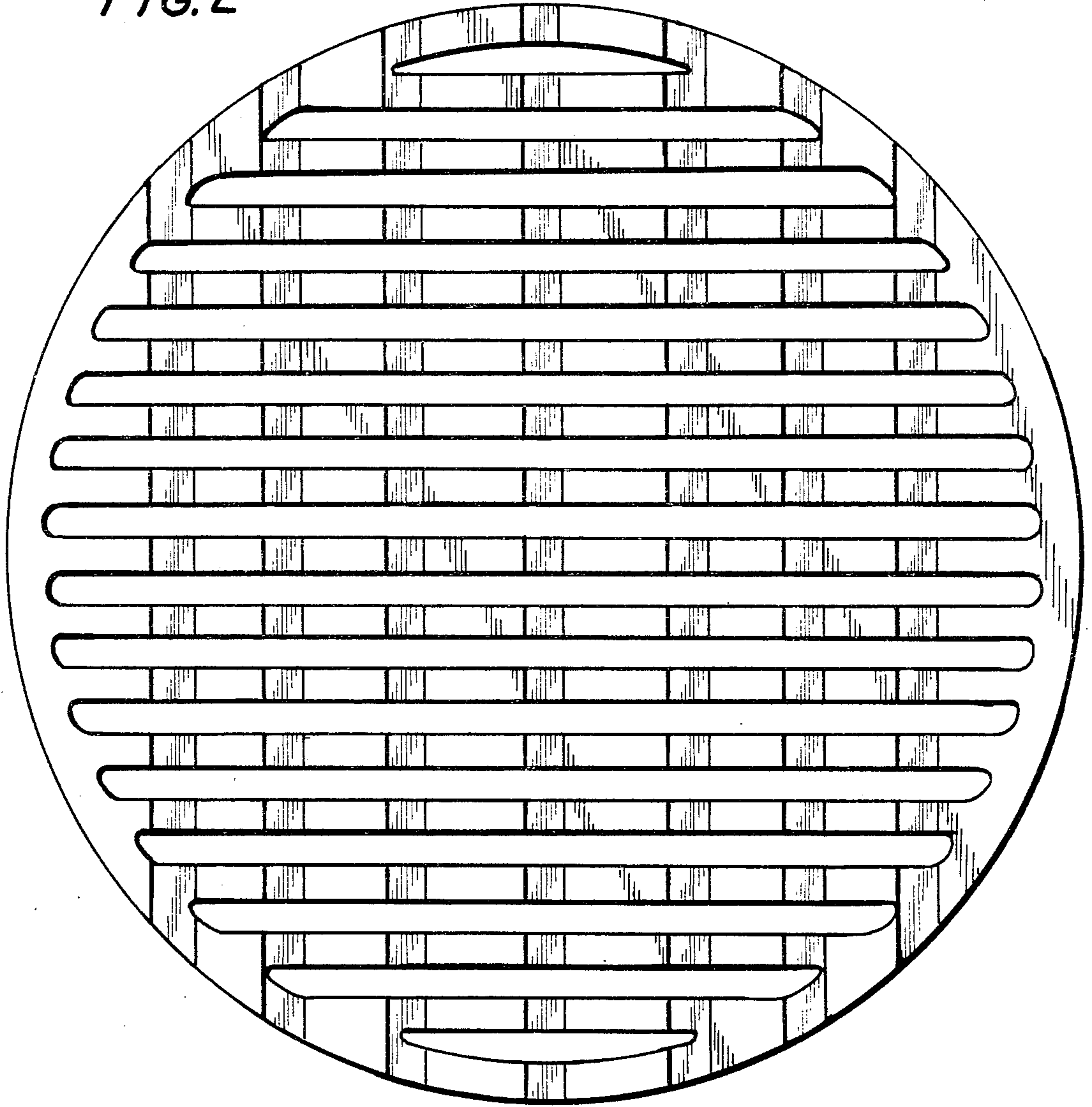


FIG. 4

