

[54] COFFEE ROASTER

[75] Inventor: Albrecht Friz, Giengen/Brz., Fed. Rep. of Germany

[73] Assignee: Bosch-Siemens Hausgeräte GmbH, Stuttgart, Fed. Rep. of Germany

[\*\*] Term: 14 Years

[21] Appl. No.: 521,702

[22] Filed: Aug. 9, 1983

[30] Foreign Application Priority Data

Feb. 9, 1983 [DE] Fed. Rep. of Germany ..... MR 5582

[52] U.S. Cl. .... D7/354

[58] Field of Search ..... D7/354, 377, 378, 373, D7/79; D9/352; 34/225, 233; 99/450 X; 219/400, 201, 385

[56] References Cited

U.S. PATENT DOCUMENTS

- D. 110,988 8/1938 Van Doren ..... D7/373
- D. 131,087 1/1942 Meeker et al. .... D7/373
- D. 164,220 8/1951 Dale ..... D7/373

- D. 278,674 5/1985 Tardif et al. .... D7/79
- 4,028,816 6/1977 Macy et al. .... 34/233 X
- 4,039,278 8/1977 Denholm ..... 34/225 X
- 4,295,034 10/1981 Assmann ..... 219/400
- 4,425,720 1/1984 Elevitch ..... 99/450 X
- 4,455,763 6/1984 Elevitch ..... 34/233
- 4,484,064 11/1984 Murray ..... 219/400

OTHER PUBLICATIONS

House & Garden, 5-1972, p. 136 KMM-1 Coffee Mill.

Primary Examiner—Bernard Ansher

Assistant Examiner—Linda Titolo

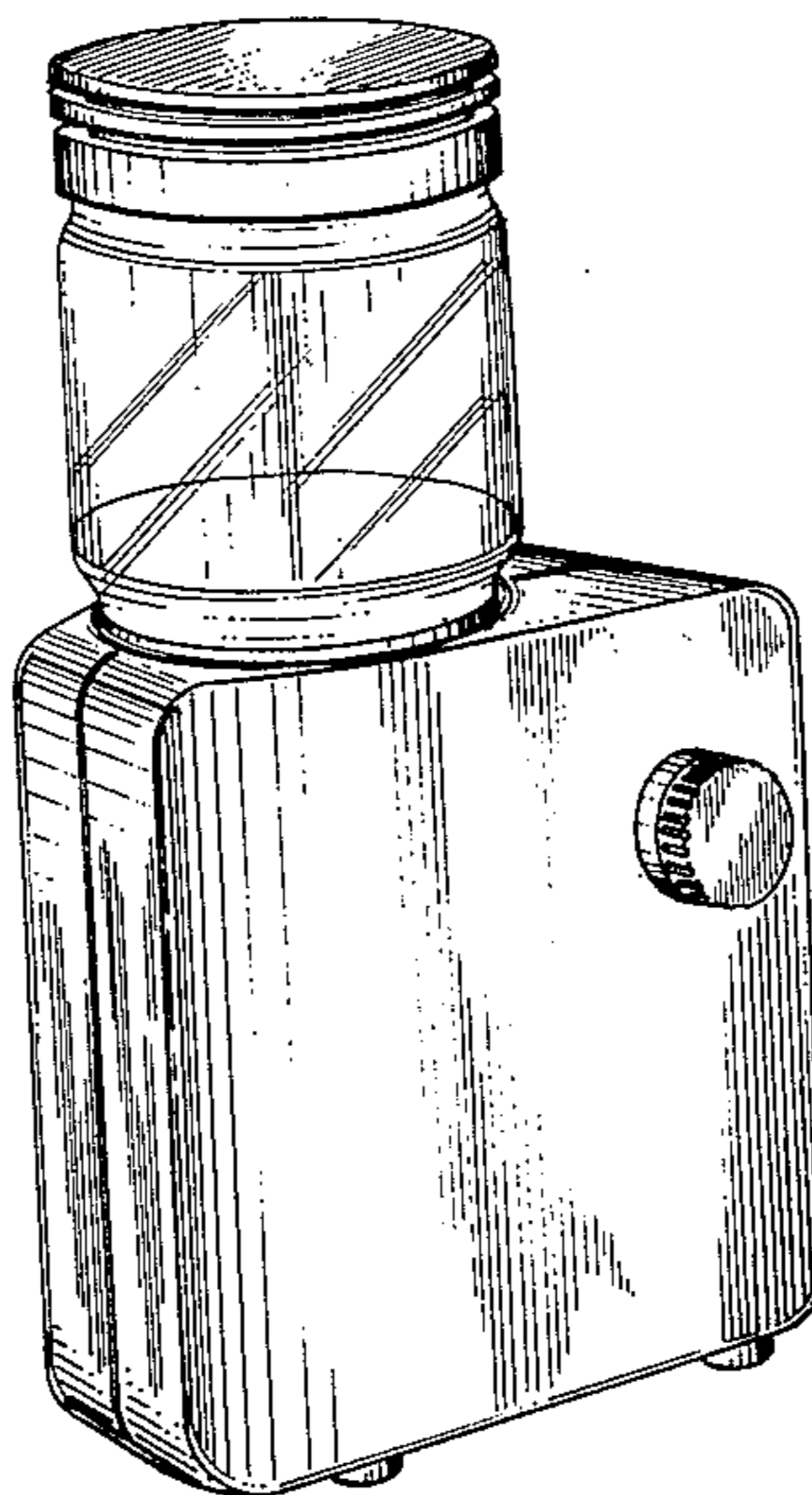
Attorney, Agent, or Firm—Herbert L. Lerner; Laurence A. Greenberg

[57] CLAIM

The ornamental design for a coffee roaster, as shown.

DESCRIPTION

FIG. 1 is a top, front, left side perspective view of a coffee roaster, showing my new design;  
 FIG. 2 is a rear elevational view thereof;  
 FIG. 3 is a right side elevational view thereof; and  
 FIG. 4 is a bottom plan view thereof.



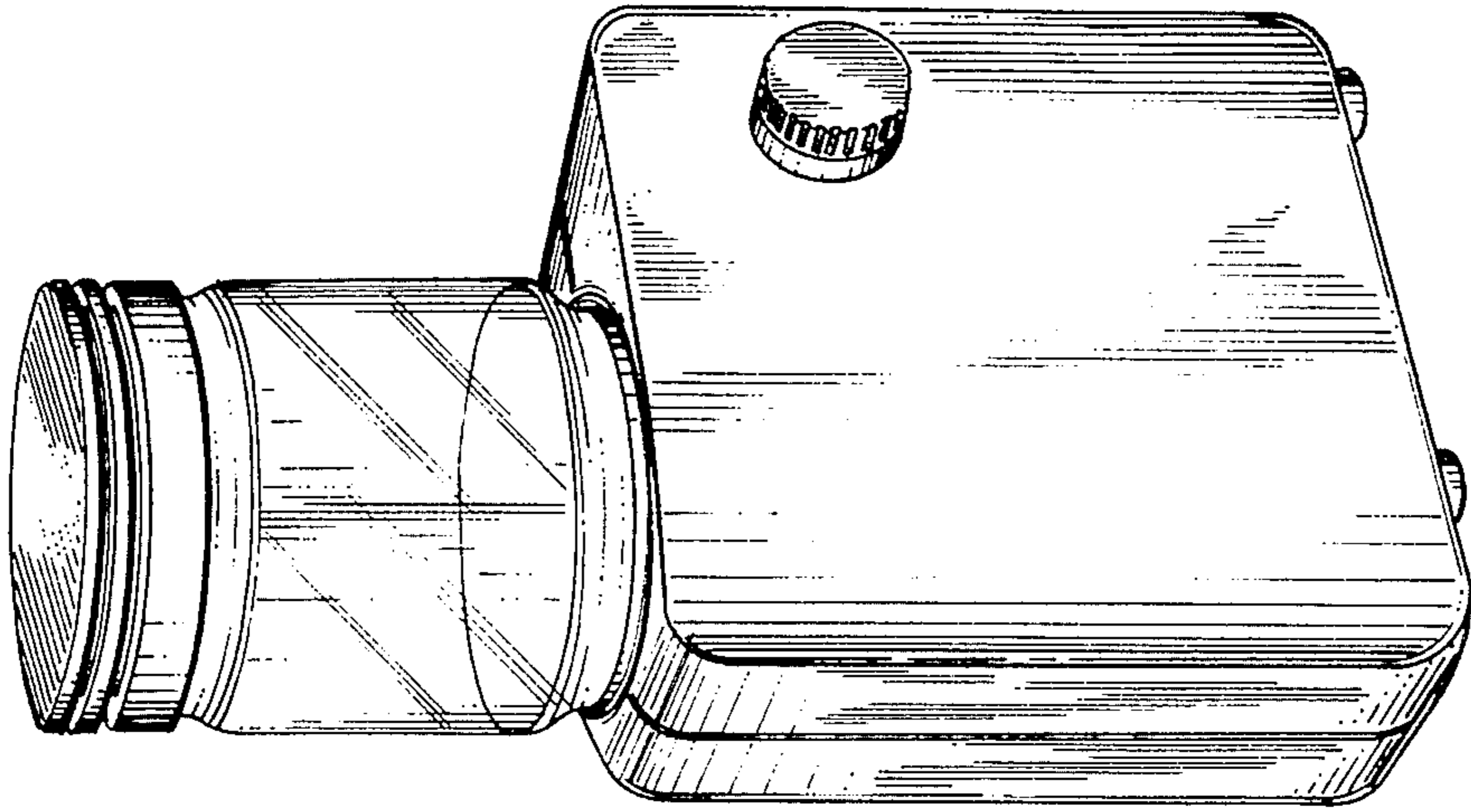


FIG. 1

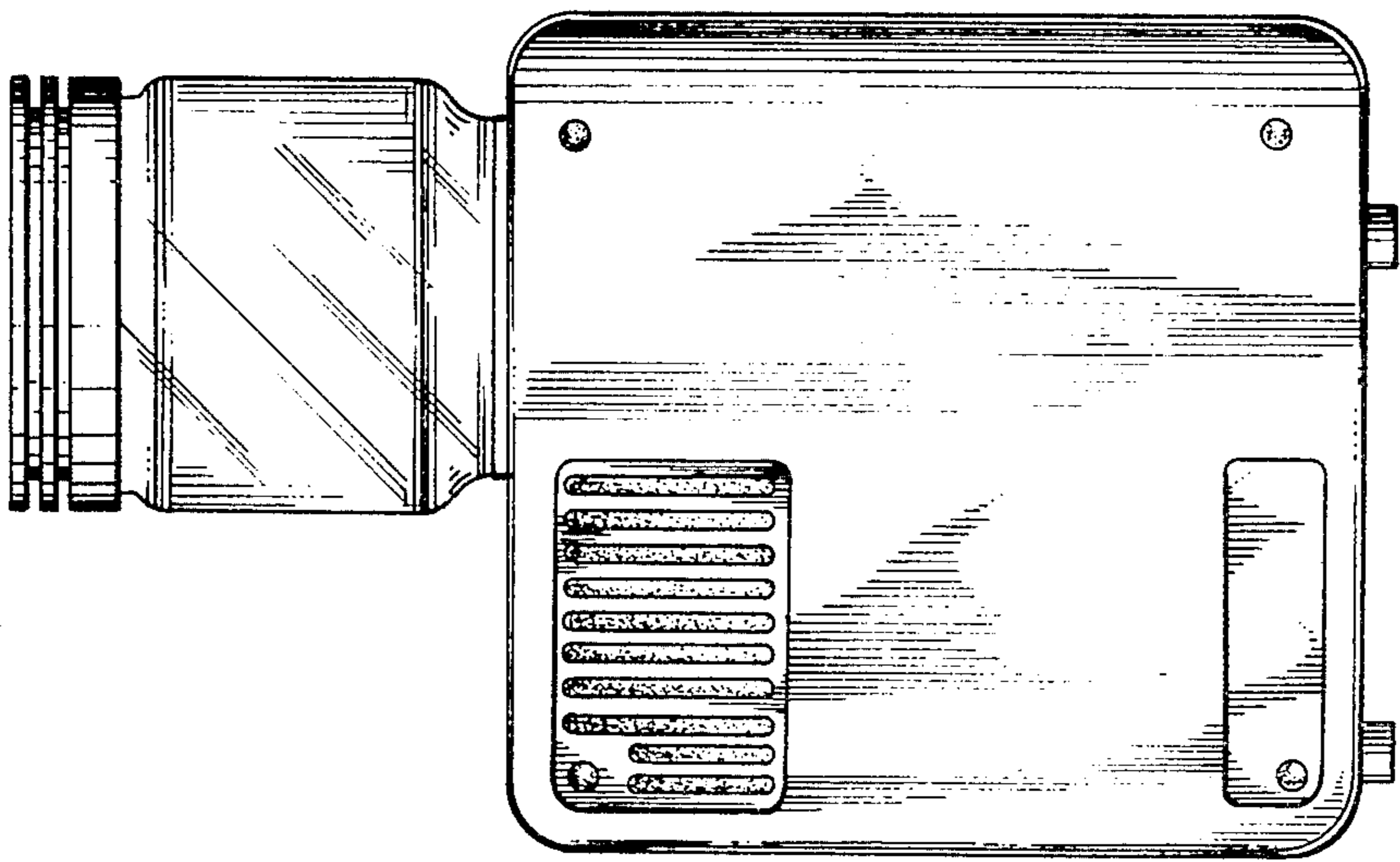


FIG. 2

FIG. 3

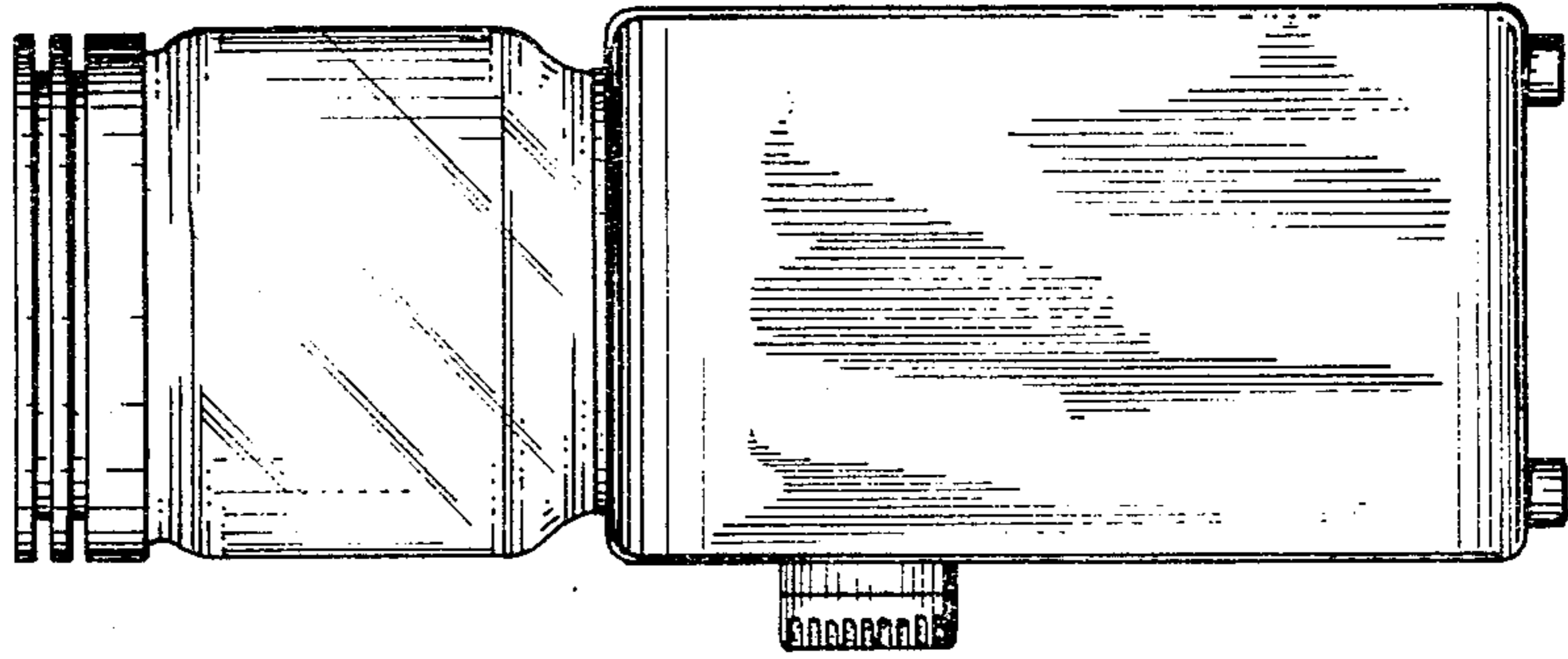


FIG. 4

