

[54] KNIFE HANDLE

[75] Inventors: Robert Pashley, Lake Geneva, Wis.; Mary E. Burke, Crystal; William Peters, Maple Grove, both of Minn.; Robert L. Jacobi, Lake Geneva, Wis.; Ronald J. Gangelhoff, Mound, Minn.; Leonard E. Lewis, Middleton, Wis.; Richard Alvarez, Plymouth, Minn.

[73] Assignee: Chicago Cutlery Consumer Products, Inc., Minneapolis, Minn.

[**] Term: 14 Years

[21] Appl. No.: 494,178

[22] Filed: May 13, 1983

[52] U.S. Cl. D7/152; D7/150

[58] Field of Search D7/150, 137, 151, 152, D7/395, 99, 140, 102, 149, 147, 148; 30/343, 164, 344; D22/1

[56] References Cited

U.S. PATENT DOCUMENTS

D. 149,644	5/1948	Hvale	D7/395
D. 149,814	6/1948	Hvale et al.	D7/152
D. 169,413	4/1953	Bordelon	D7/150
D. 180,306	5/1957	Wagner	D7/150

OTHER PUBLICATIONS

Chicago Cutlery Brochure, p. 2, Molded Handled Knives, Item "9" S101, Stock #5-0238-7 Steak Knife, 3rd up.

The Sporting Goods Dealer, Jun. 1979, p. 106, lower left panel, Handles on Fish Fillet Knives at right.

SWIBO-Swiss Quality Workmanship, p. 1, International Edge Tool Co., Brochure, Handled Knife at bottom.

Primary Examiner—Winifred E. Herrmann

Attorney, Agent, or Firm—Allegretti, Newitt, Witcoff & McAndrews

[57] CLAIM

The ornamental design for a knife handle, as shown and described.

DESCRIPTION

FIG. 1 is a perspective view of a knife handle showing our new design;

FIG. 2 is a top plan view thereof;

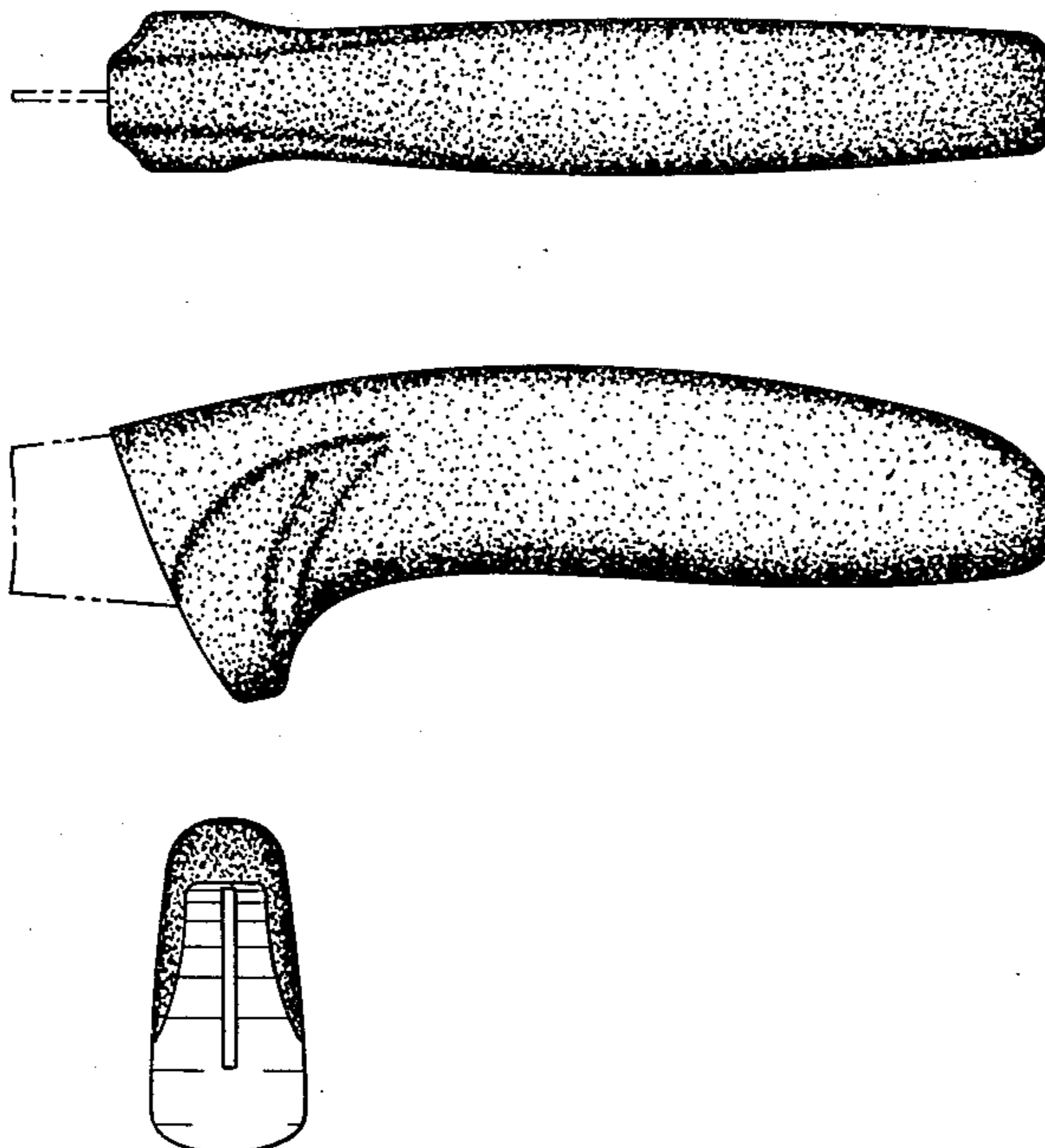
FIG. 3 is a right side elevational view thereof, the left side elevational view being a substantial mirror image thereof;

FIG. 4 is a left end elevational view thereof;

FIG. 5 is a right end elevational view thereof; and

FIG. 6 is a bottom plan view thereof.

The broken line showing of a blade fragment in FIGS. 2, 3 and 6 is for illustrative purposes only.






FIG. 1




FIG. 2

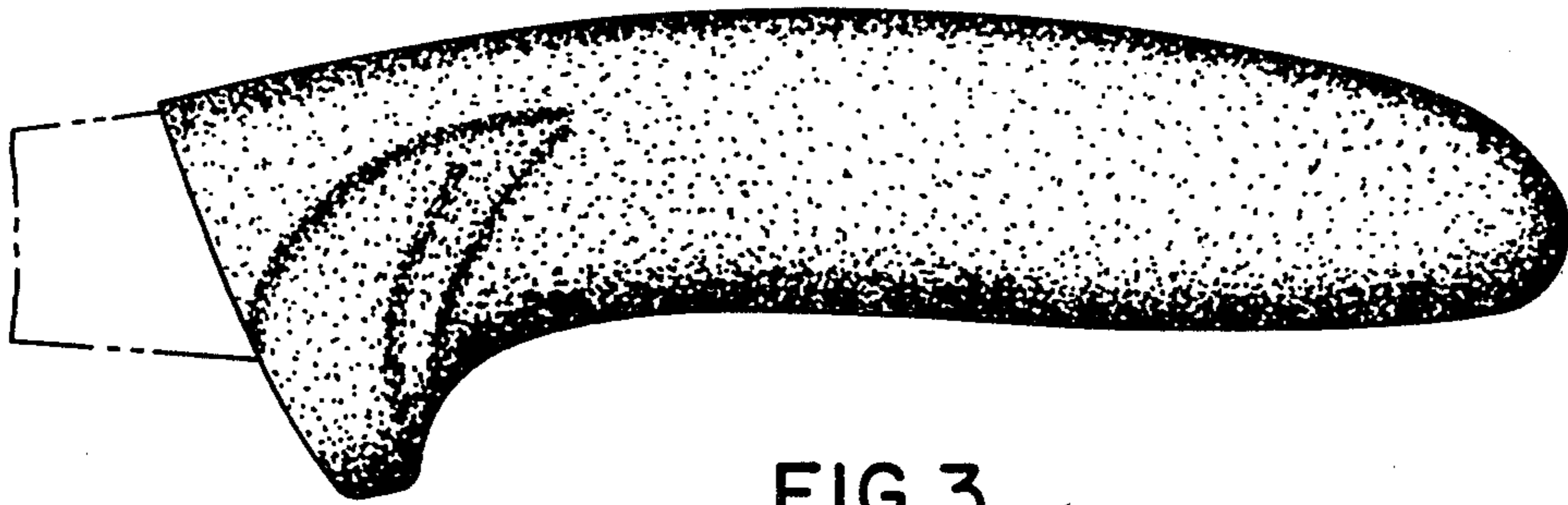


FIG. 3

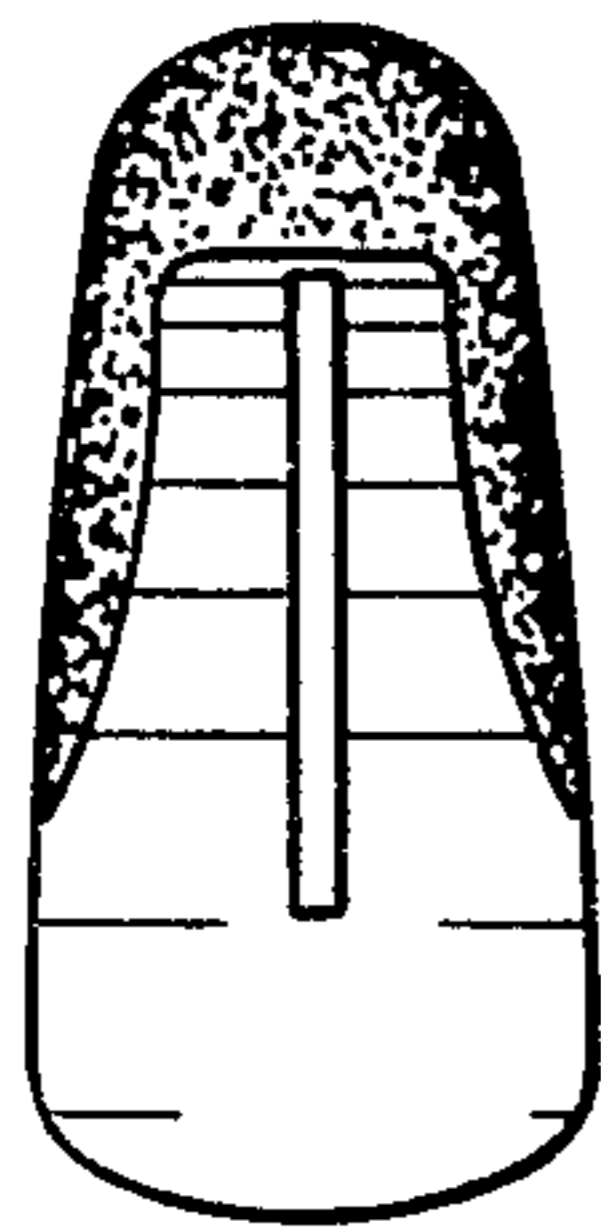


FIG. 4




FIG. 5



FIG. 6