

- [54] PORTABLE TELEVISION SET
- [75] Inventor: Yutaka Ohtsu, Kanagawa, Japan
- [73] Assignee: Citizen Watch Co., Ltd., Tokyo, Japan
- [\*\*] Term: 14 Years
- [21] Appl. No.: 569,214
- [22] Filed: Jan. 9, 1984
- [30] Foreign Application Priority Data
  - Nov. 30, 1983 [JP] Japan ..... 58-51962
- [52] U.S. Cl. .... D14/77
- [58] Field of Search ..... D14/77, 79, 80, 81, D14/83, 84, 1, 2, 3, 4, 5, 6, 71, 92, 99, 100, 106, 113; 358/250, 254; 312/7.2; 353/74, 119; D16/14, 18, 20, 25

- [56] References Cited
  - U.S. PATENT DOCUMENTS
  - D. 247,969 5/1978 Olson ..... D16/18
  - D. 280,511 9/1985 Moggridge et al. .... D14/106
  - D. 280,622 9/1985 Moggridge et al. .... D14/100

- 4,525,746 6/1985 Mangold et al. .... 358/254
- FOREIGN PATENT DOCUMENTS
- 5541061 3/1980 Japan ..... 358/254
- 5592086 7/1980 Japan ..... 358/254

Primary Examiner—Bernard Ansher  
 Assistant Examiner—Theodore M. Shooman  
 Attorney, Agent, or Firm—Koda and Androlia

[57] CLAIM

The ornamental design for a portable television set, as shown and described.

DESCRIPTION

FIG. 1 is a front elevational view of a portable television set showing my new design;  
 FIG. 2 is a top plan view thereof;  
 FIG. 3 is a right side elevational view thereof, the left side elevational view is substantially a mirror image; and  
 FIG. 4 is a front, top and right side perspective view thereof with the cover open.  
 The rear of the portable television set is essentially plain and unornamented.

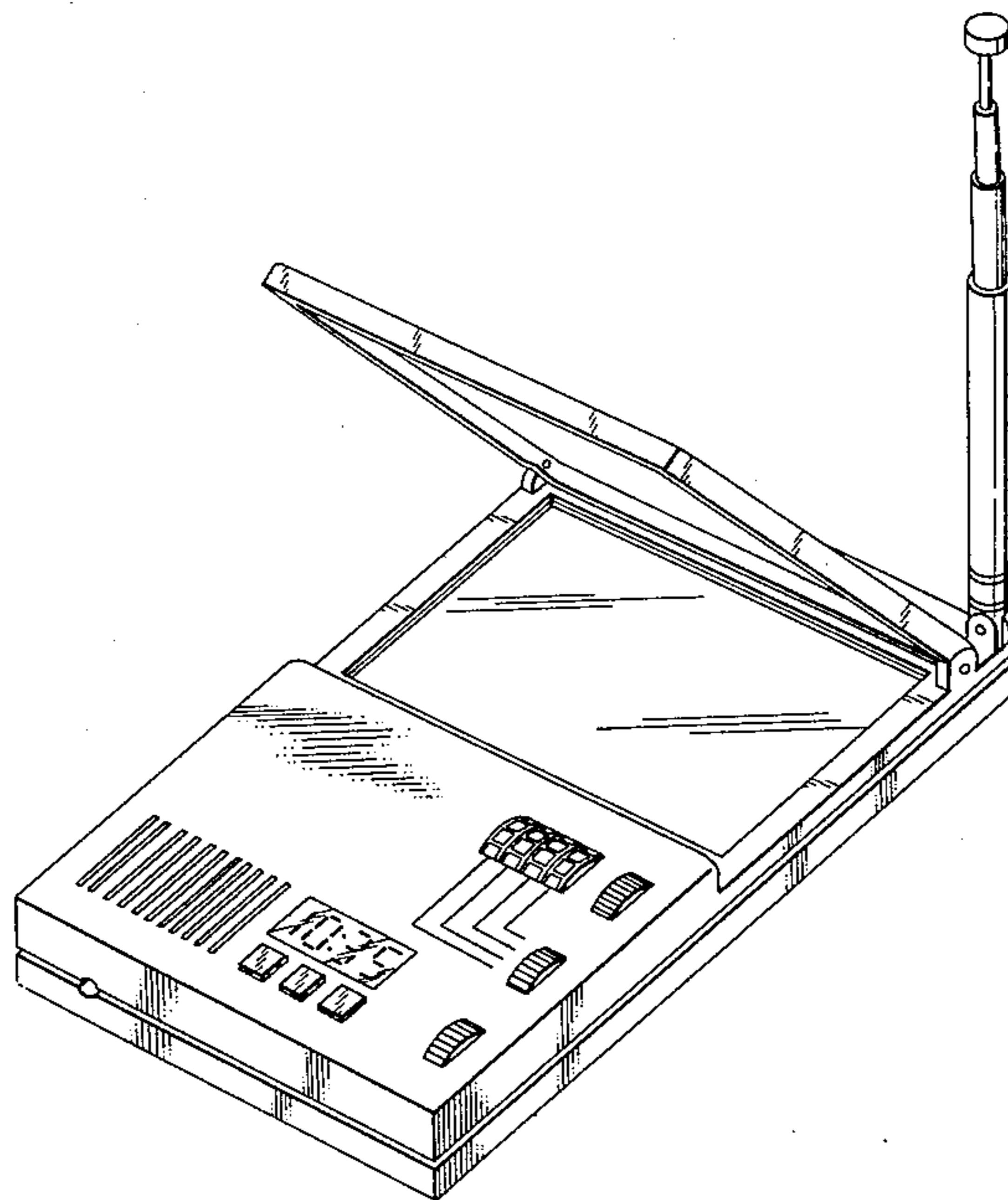


FIG. 2

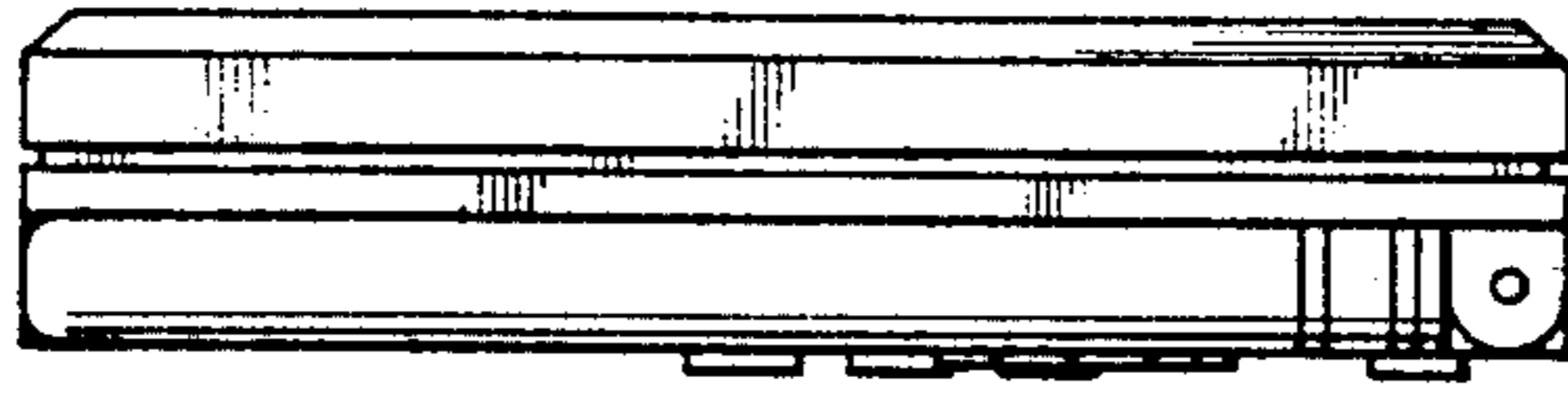


FIG. 1

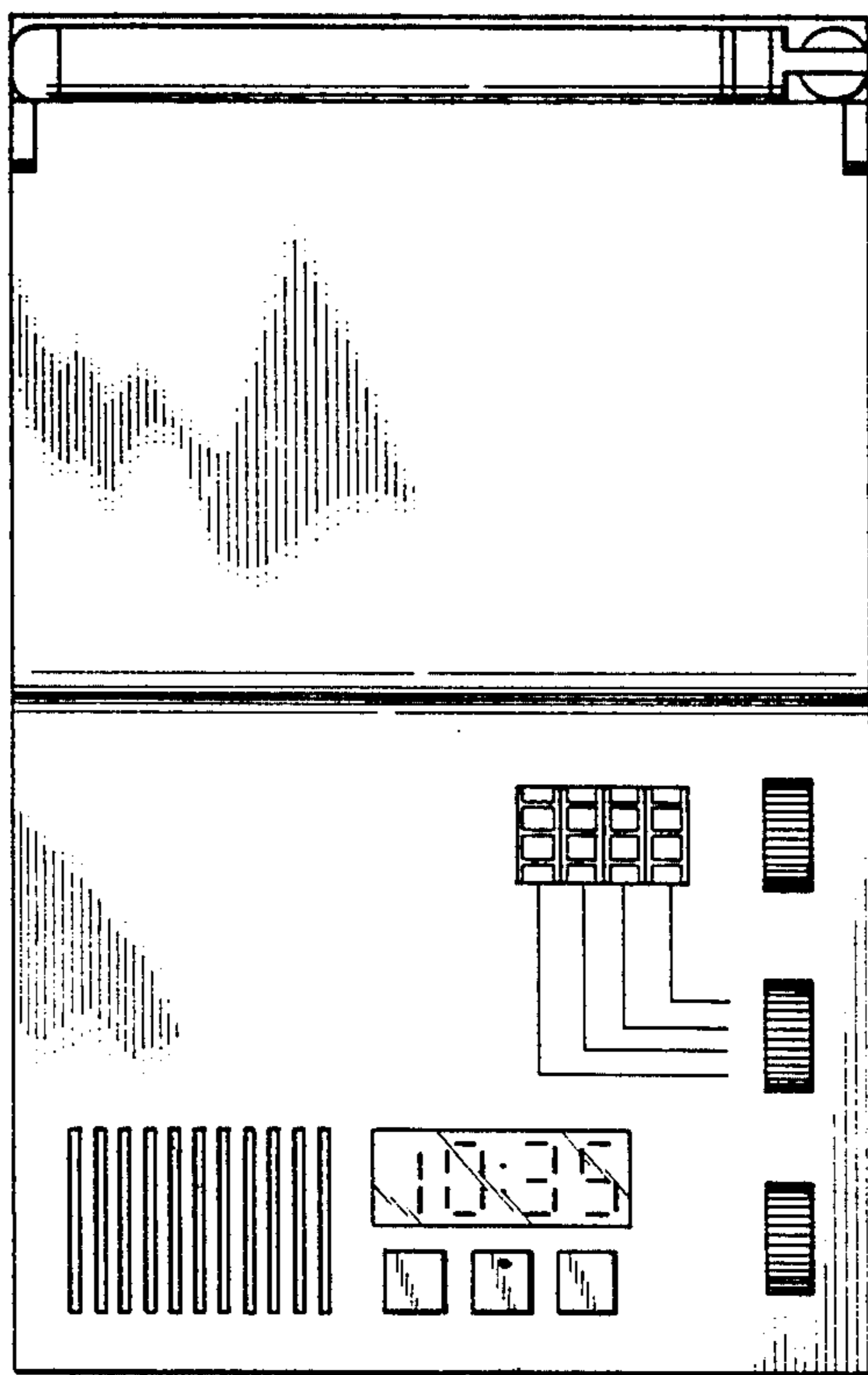


FIG. 3

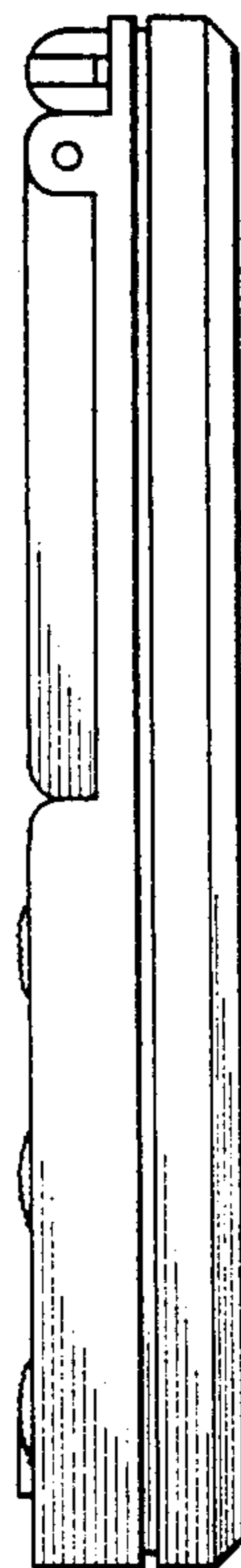


FIG. 4

