

[54] DIAL AND CROWN UNIT FOR A CLOCK

[75] Inventor: Terry A. Mervau, Holland, Mich.
[73] Assignee: Mervau, Incorporated, Holland, Mich.
[**] Term: 14 Years
[21] Appl. No.: 548,513
[22] Filed: Nov. 3, 1983
[52] U.S. Cl. D10/124; D10/126
[58] Field of Search D10/1, 2, 6, 126, 128, D10/131; 368/276, 285

[56] References Cited
U.S. PATENT DOCUMENTS
D. 670 10/1854 Chinnock D10/128 X
D. 54,105 11/1919 Macomber D10/126 X

OTHER PUBLICATIONS

Crescent Park Dial Co. Catalog, Waltham, Mass. Circa 1909, p. 9-Dial No. 244 at bottom right.
Kittinger Tall Case Clocks ©1981, back page-Photos of Movement.
Catalogue of Seigfried Haller GmbH Uhrenfabrik, Simonwald, Germany, 32 pages, (publication date unknown) printed in West Germany.
Primary Examiner—Louis S. Zarfes
Attorney, Agent, or Firm—Welsh & Katz, Ltd.

[57] CLAIM
The ornamental design for a dial and crown unit for a clock, as shown and described.

DESCRIPTION

FIG. 1 is a front elevational view of a dial and crown unit showing my new design.
FIG. 2 is a back elevational view thereof, and
FIG. 3 is a right side view thereof.





Fig. 1.



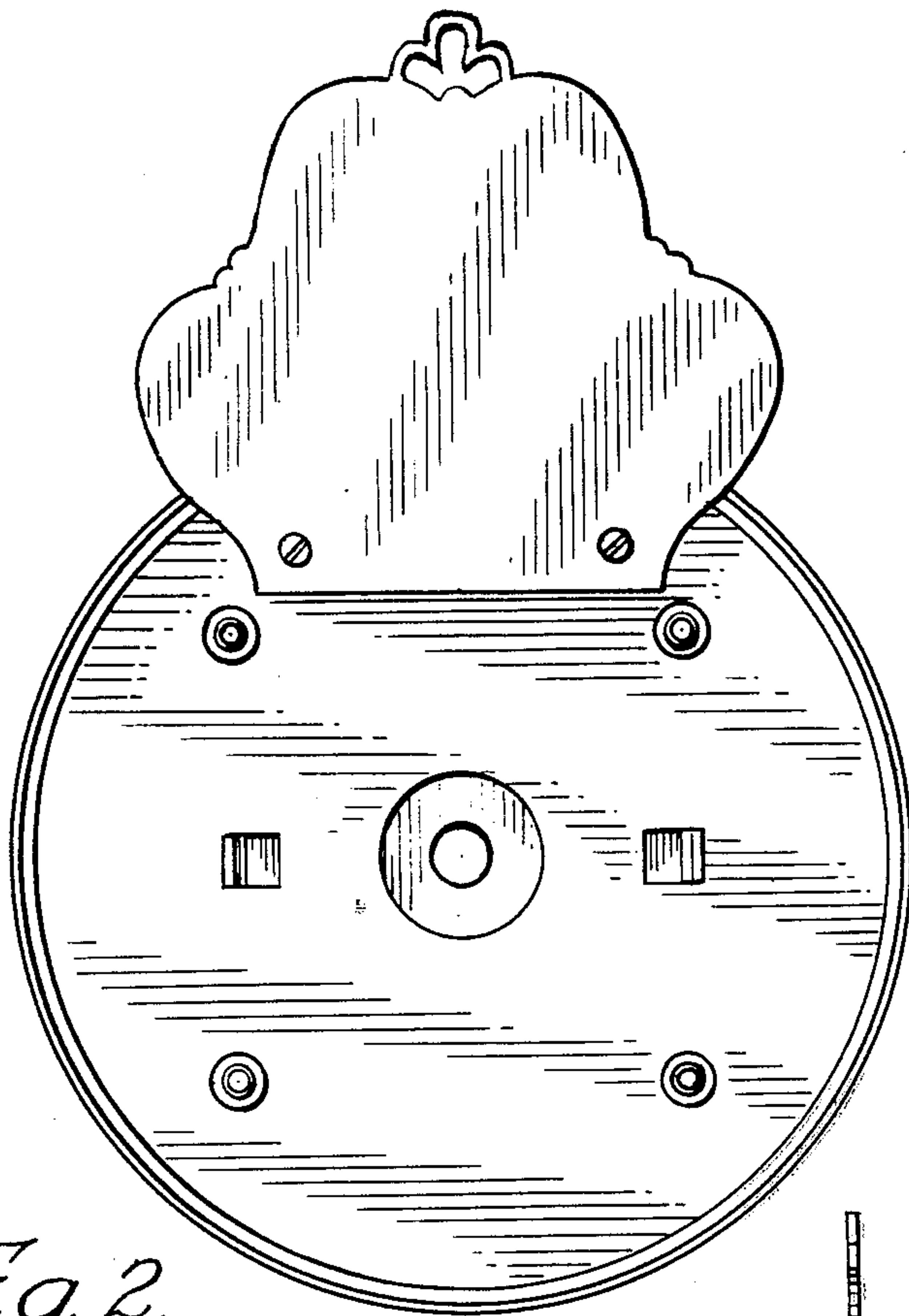


Fig. 2.

Fig. 3.

