

[54] DRAPERY ROD SUPPORT BRACKET

[75] Inventors: Terence A. Cox; Paul M. Johnson; Philip C. Horton, all of Tamworth, England

[73] Assignee: Swish Products Limited, Staffordshire, England

[**] Term: 14 Years

[21] Appl. No.: 529,994

[22] Filed: Sep. 7, 1983

[30] Foreign Application Priority Data

Jun. 20, 1983 [GB] United Kingdom 1013661

[52] U.S. Cl. D8/363

[58] Field of Search D8/363; 160/345; 16/94 D; 248/261, 262

[56] References Cited

U.S. PATENT DOCUMENTS

2,590,446 3/1952 Murphy 16/94 D

2,896,900	7/1959	Fiedler	248/262
3,029,465	4/1962	Graber et al.	16/94 D
3,247,893	4/1966	Ford	16/94 D
3,697,035	10/1972	Baker, Sr.	16/94 D
3,916,477	11/1975	Baker, Sr.	16/94 D
4,352,433	10/1982	Ford	248/262

Primary Examiner—B. J. Bullock
Attorney, Agent, or Firm—Kenway & Jenney

[57] CLAIM

The ornamental design for a drapery rod support bracket, as shown.

DESCRIPTION

FIG. 1 is a front elevational view of the drapery rod support bracket showing our new design; FIG. 2 is a rear elevational view thereof; FIG. 3 is a sectional view taken in the direction of the arrows on line 3—3 of FIG. 1; FIG. 4 is a top plan view thereof; FIG. 5 is a bottom plan view thereof; FIG. 6 is a left side elevational view thereof; FIG. 7 is a right side elevational view thereof.

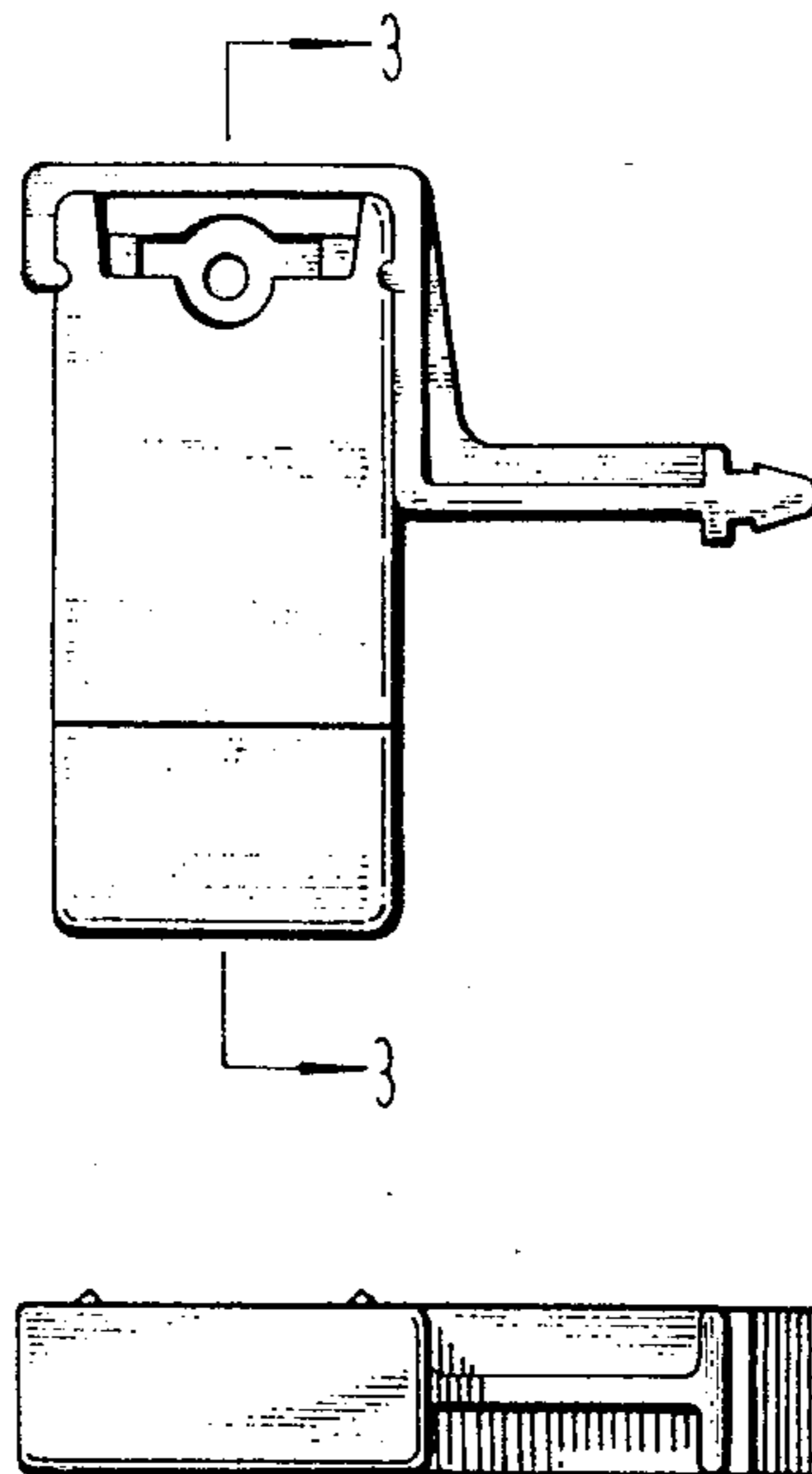


FIG. 1.

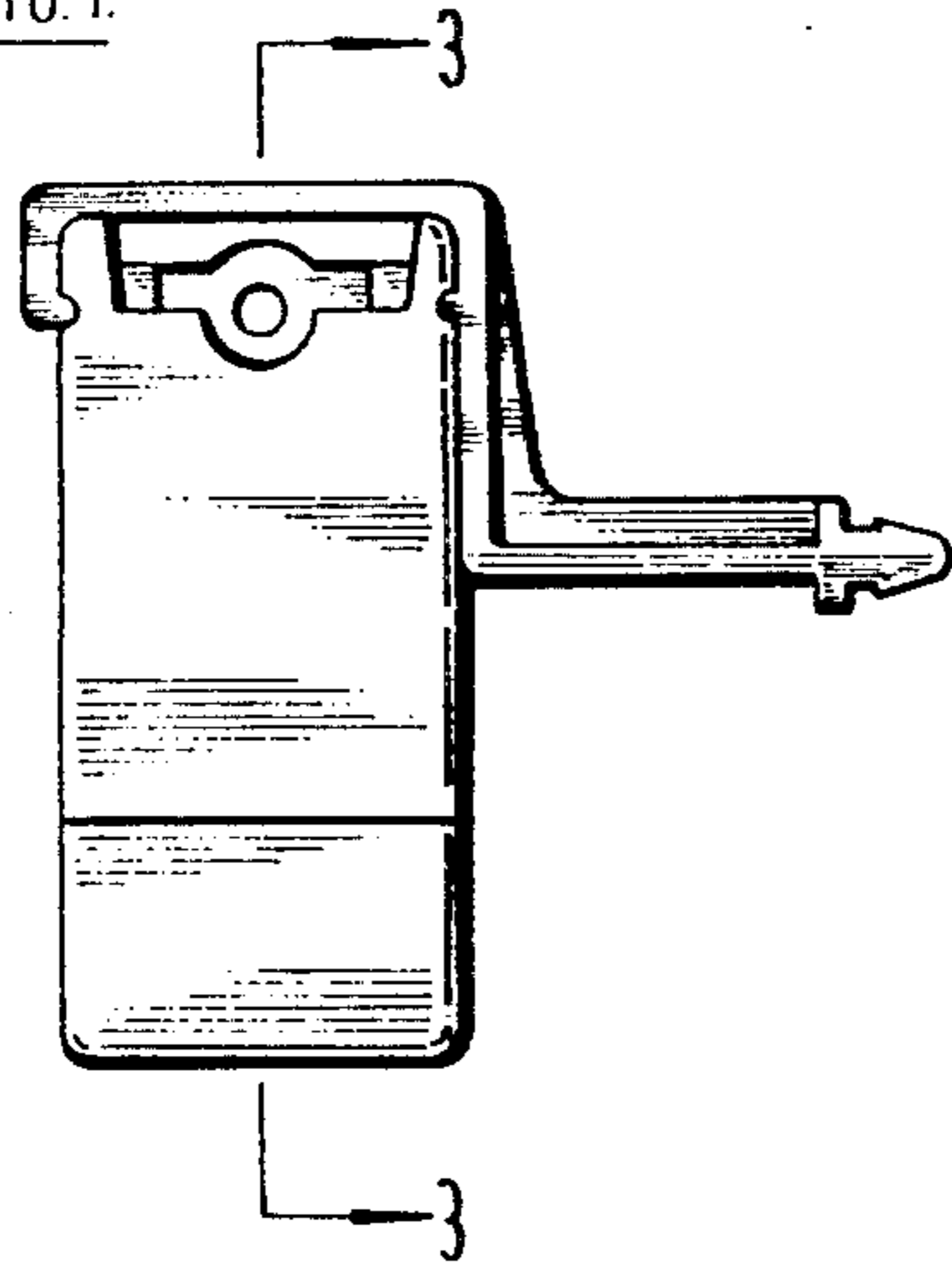


FIG. 6.




FIG. 7.




FIG. 4.



FIG. 5.

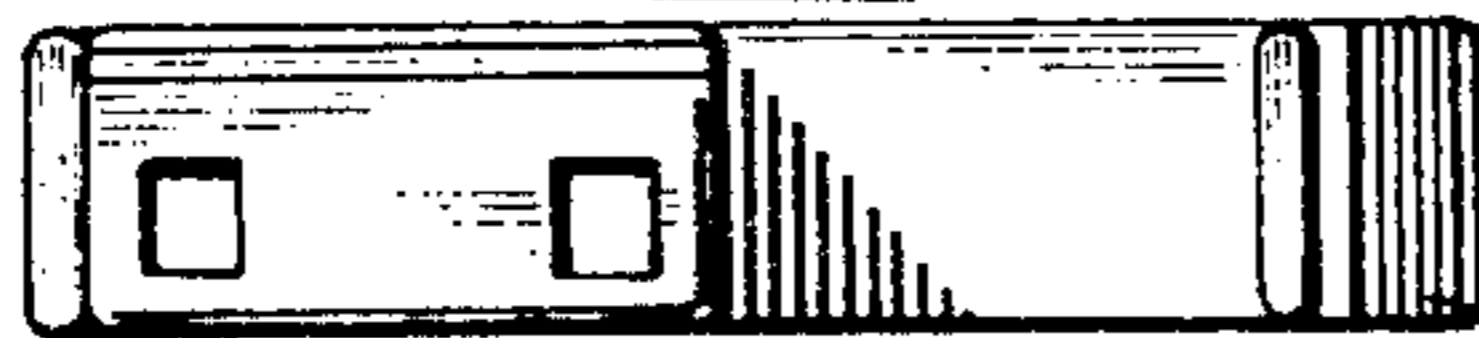


FIG. 2.

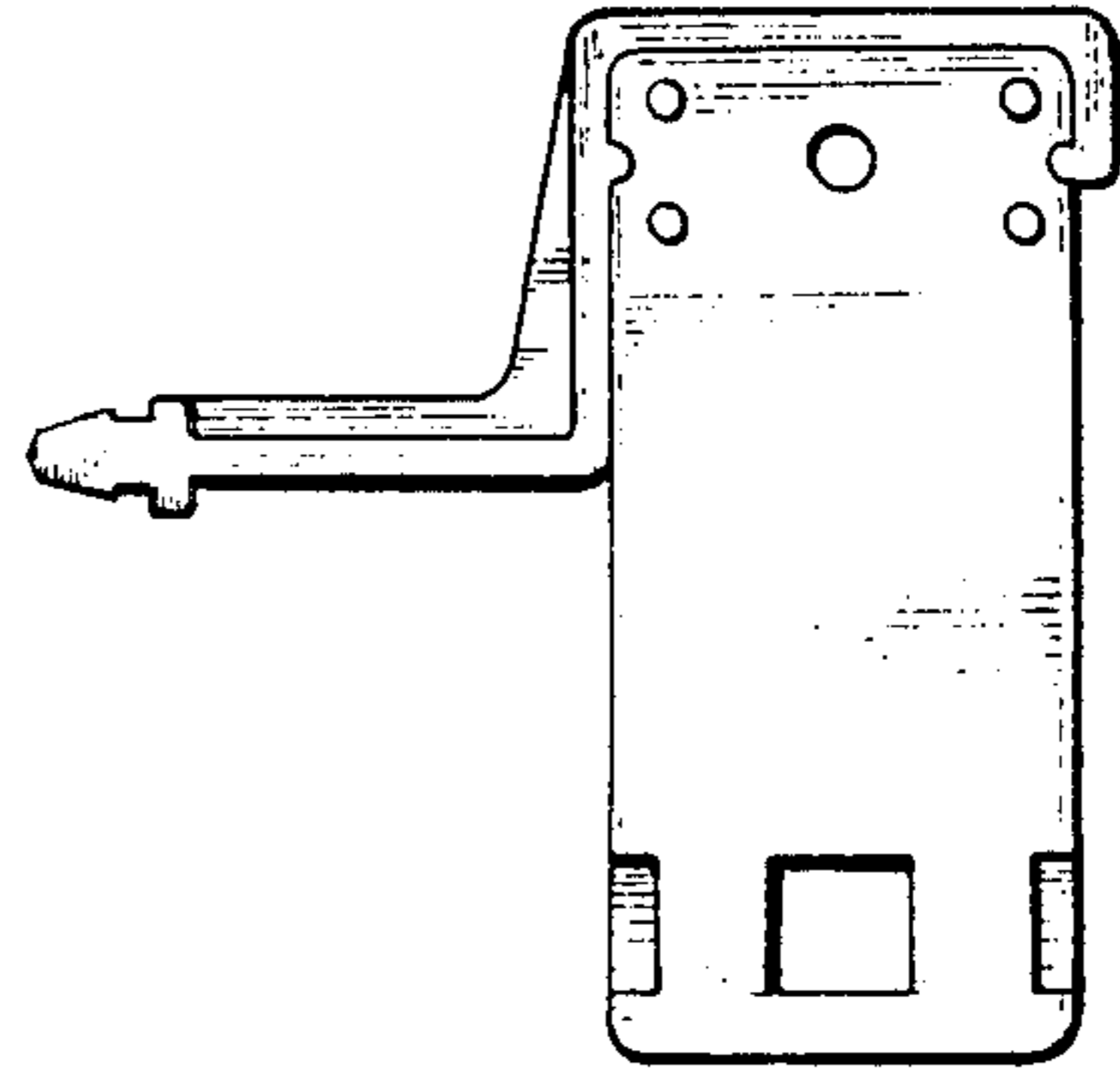


FIG. 3.

