

[54] **BEVERAGE CONTAINER HOLDER**

[75] Inventors: **Joseph J. Ventimiglia, St. Louis;**
Lawrence R. Diener, Fenton, both of
Mo.

[73] Assignee: **Sinclair & Rush, Inc., St. Louis, Mo.**

[**] Term: **14 Years**

[21] Appl. No.: **562,236**

[22] Filed: **Dec. 16, 1983**

[52] U.S. Cl. **D9/70; D7/77;**
D9/455

[58] Field of Search **D9/369, 455, 390, 397,**
D9/398; 40/306, 324; 215/1 R, 1 C, 13 R, 12 A;
D7/70, 71, 77; 150/52 R; 220/408, 410, 412, 85
H, 1 BC; 206/519; 62/457

[56] **References Cited**

U.S. PATENT DOCUMENTS

D. 183,854 11/1958 Moody D7/70

D. 211,818 7/1968 Massey D7/70
D. 214,550 7/1969 Plummer D9/408
D. 257,314 10/1980 Robinson et al. D7/70
D. 266,391 10/1982 Jordon D7/70
1,962,556 6/1934 Eberhardt, Jr. D7/71 X
3,013,691 12/1961 Prentice D7/70
4,534,391 8/1985 Ventimiglia et al. D7/77 X

Primary Examiner—Robert C. Spangler
Attorney, Agent, or Firm—Gravely, Lieder & Woodruff

[57] **CLAIM**

The ornamental design for a beverage container holder, substantially as shown and described.

DESCRIPTION

FIG. 1 is a front elevational view of a beverage container holder showing our new design;
FIG. 2 is a side elevational view, the opposite side being a mirror image thereof;
FIG. 3 is a rear elevational view;
FIG. 4 is a top plan view; and
FIG. 5 is a bottom plan view thereof.

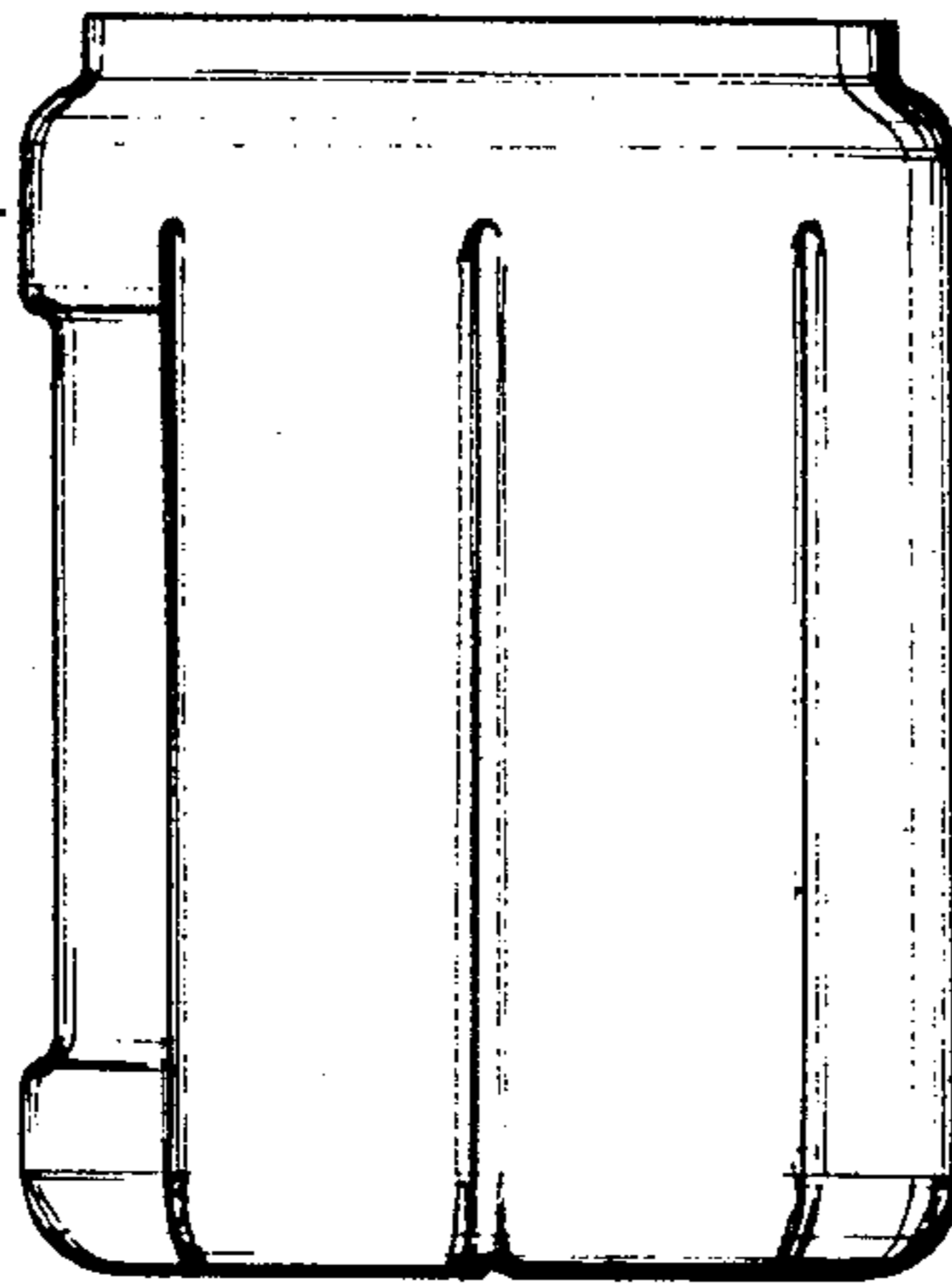


FIG. 1




FIG. 2

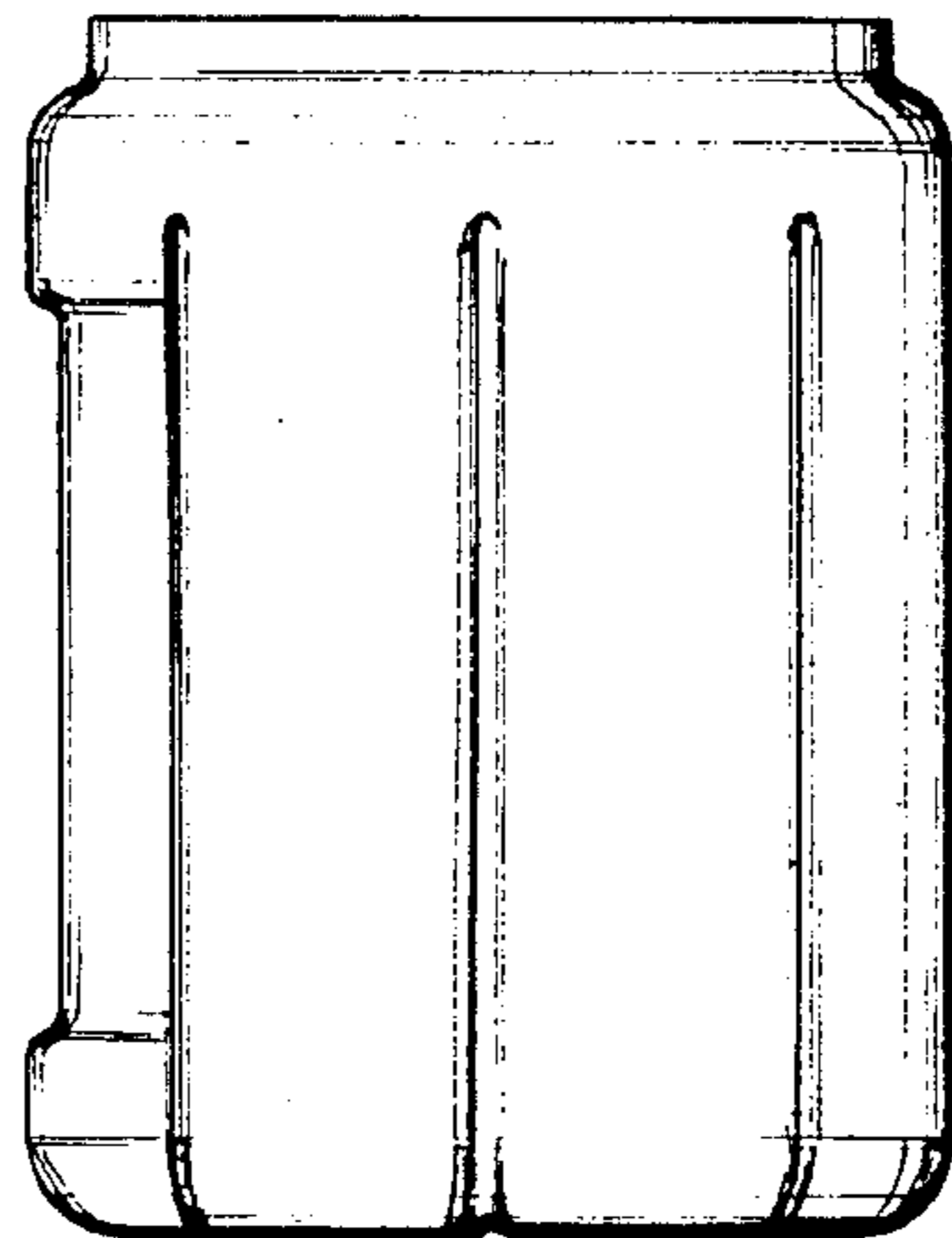


FIG. 3




FIG. 4

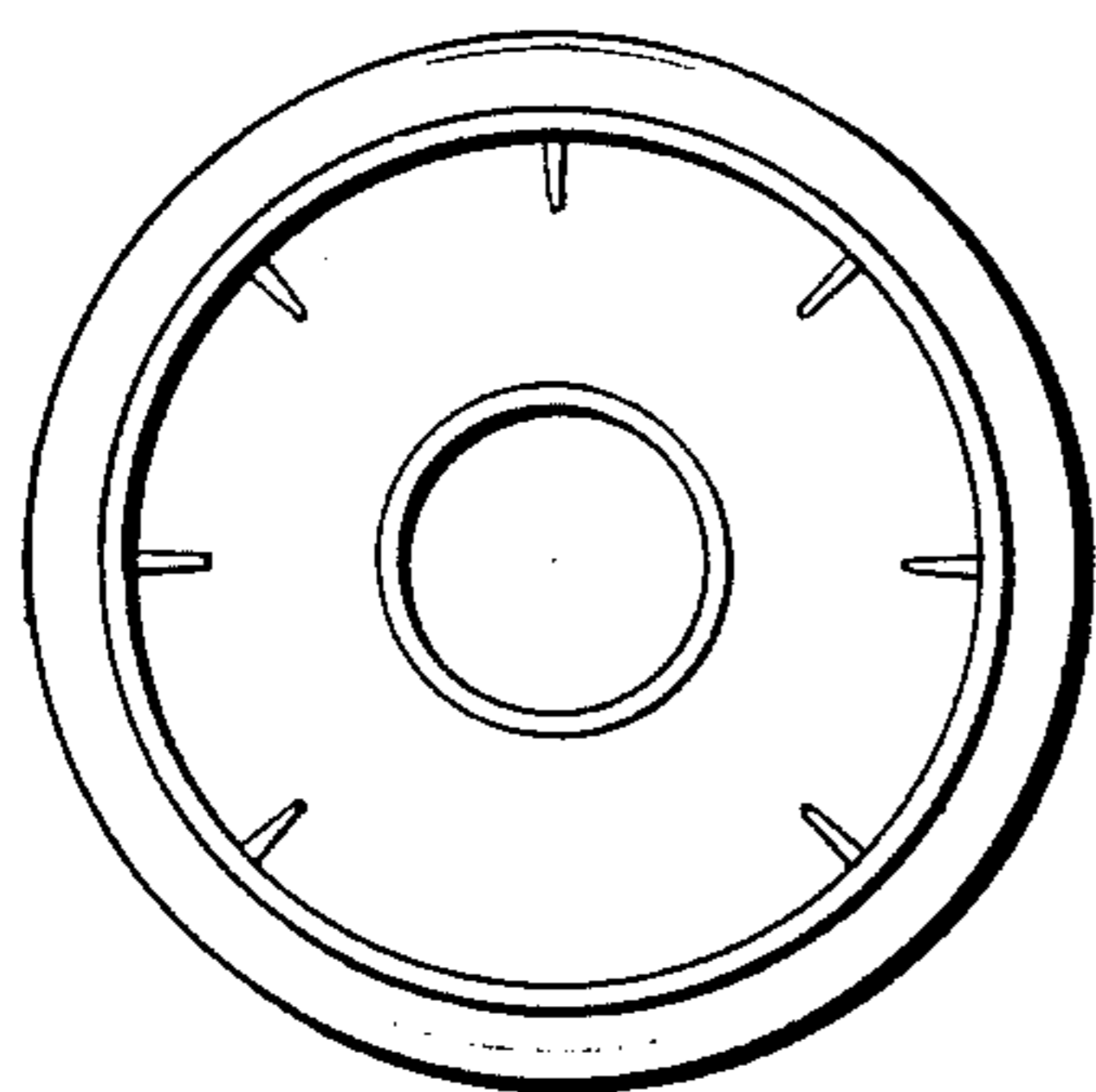


FIG. 5

