

[54] **SHOE SOLE**

[75] **Inventor: James K. Tong, Beaverton, Oreg.**

[73] **Assignee: Pensa, Inc., Portland, Oreg.**

[\*\*] **Term: 14 Years**

[21] **Appl. No.: 790,375**

[22] **Filed: Oct. 23, 1985**

[52] **U.S. Cl. .... D2/320**

[58] **Field of Search ..... D2/274, 309, 310, 311,  
D2/312, 313, 319, 320; 36/30 R, 32 R, 59 R, 59  
A, 59 C, 113-115, 132**

[56] **References Cited**

**U.S. PATENT DOCUMENTS**

D. 120,217	4/1940	Daniels .....	D2/320
D. 145,153	7/1946	Bovay .....	D2/320
D. 164,095	7/1951	Bovay .....	D2/320
D. 213,417	3/1969	Dittmar .....	D2/320
D. 256,179	8/1980	Famolare .....	D2/320
D. 266,371	10/1982	Stubblefield .....	D2/320
D. 274,574	7/1974	Stubblefield .	
D. 275,146	8/1984	Kilgore .	
1,988,784	1/1935	Carrier .	
4,266,349	5/1981	Schmohl .	

4,404,759	9/1983	Dassler .....	36/59 C
4,449,307	5/1984	Stubblefield .	
4,550,510	11/1985	Stubblefield .....	D2/320

**FOREIGN PATENT DOCUMENTS**

1018202	12/1952	France .....	36/59 C
2457652	1/1981	France .	

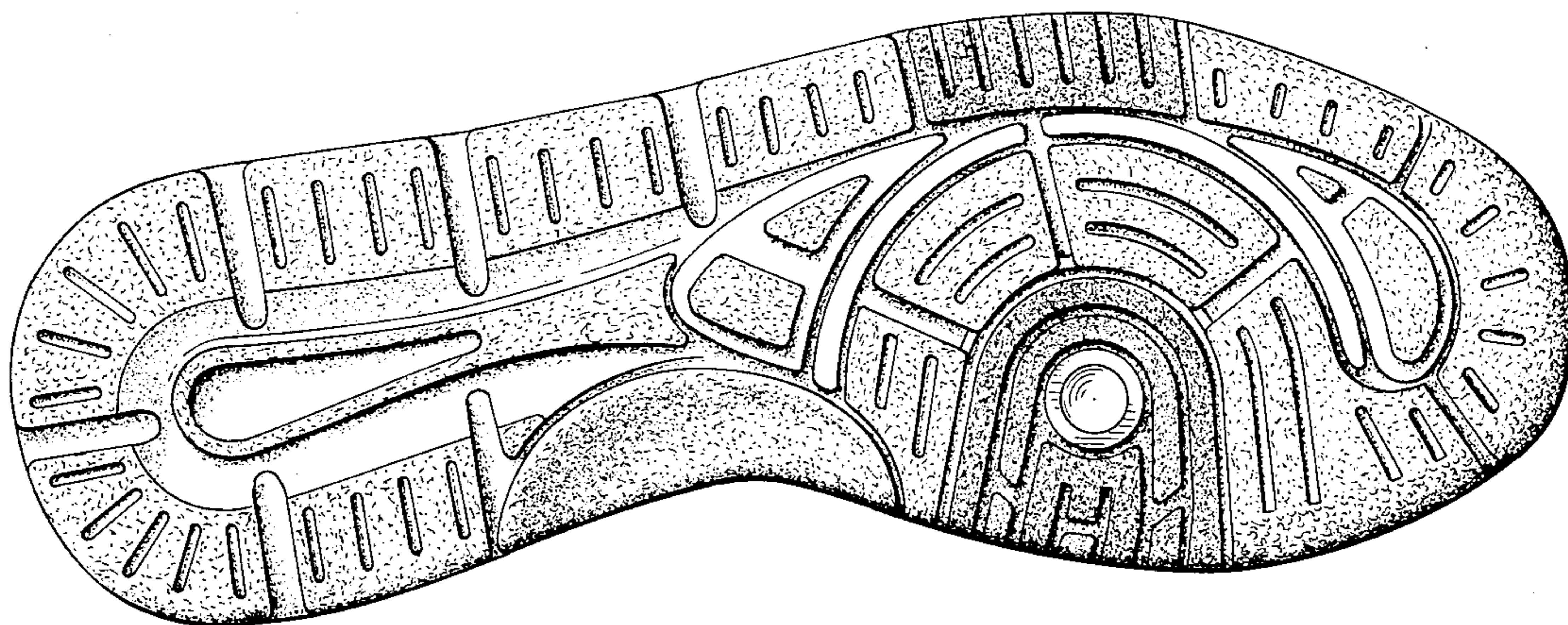
*Primary Examiner*—Nelson C. Holtje  
*Attorney, Agent, or Firm*—Saidman, Sterne, Kessler & Goldstein

[57] **CLAIM**

The ornamental design for a shoe sole, as shown and described.

**DESCRIPTION**

FIG. 1 is a left side elevational view of a shoe sole showing my new design, the broken line showing of a shoe being environmental only and forms no part of the claimed design;  
 FIG. 2 is a bottom plan view thereof;  
 FIG. 3 is a top plan view thereof;  
 FIG. 4 is a right side elevational view thereof;  
 FIG. 5 is a rear elevational view thereof; and  
 FIG. 6 is a front elevational view thereof.



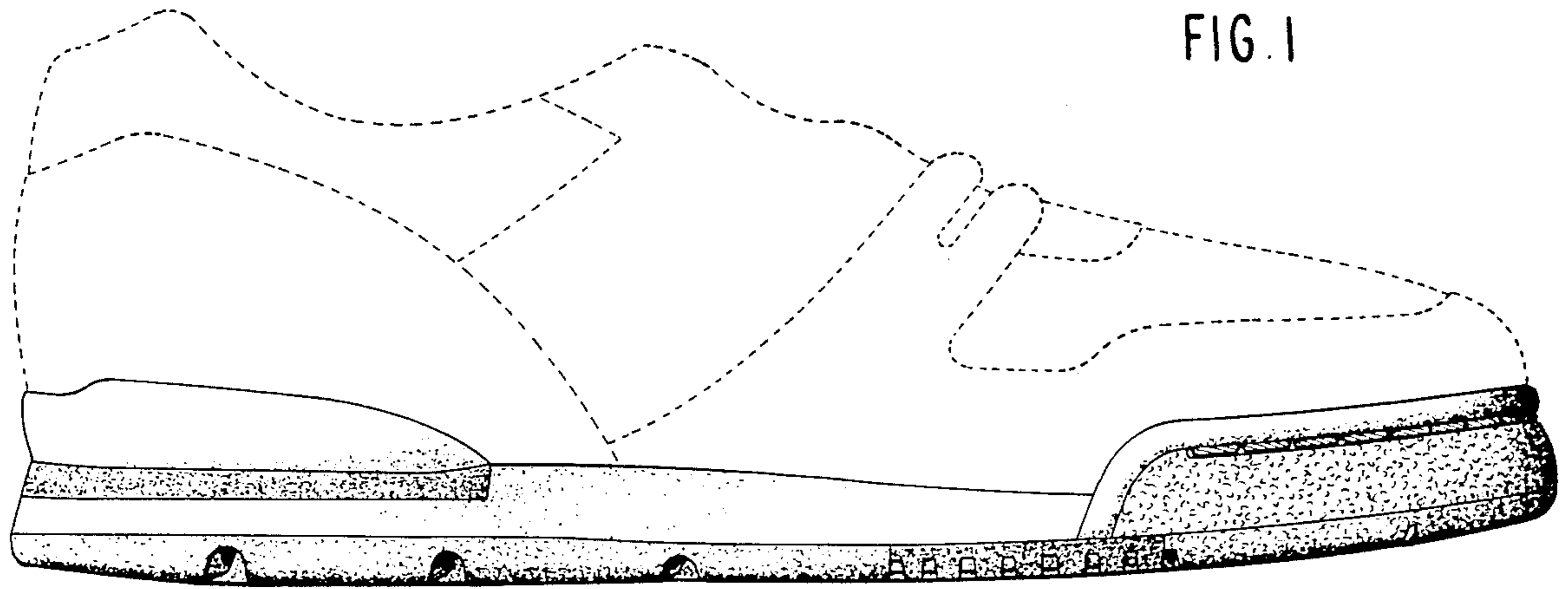


FIG. 1

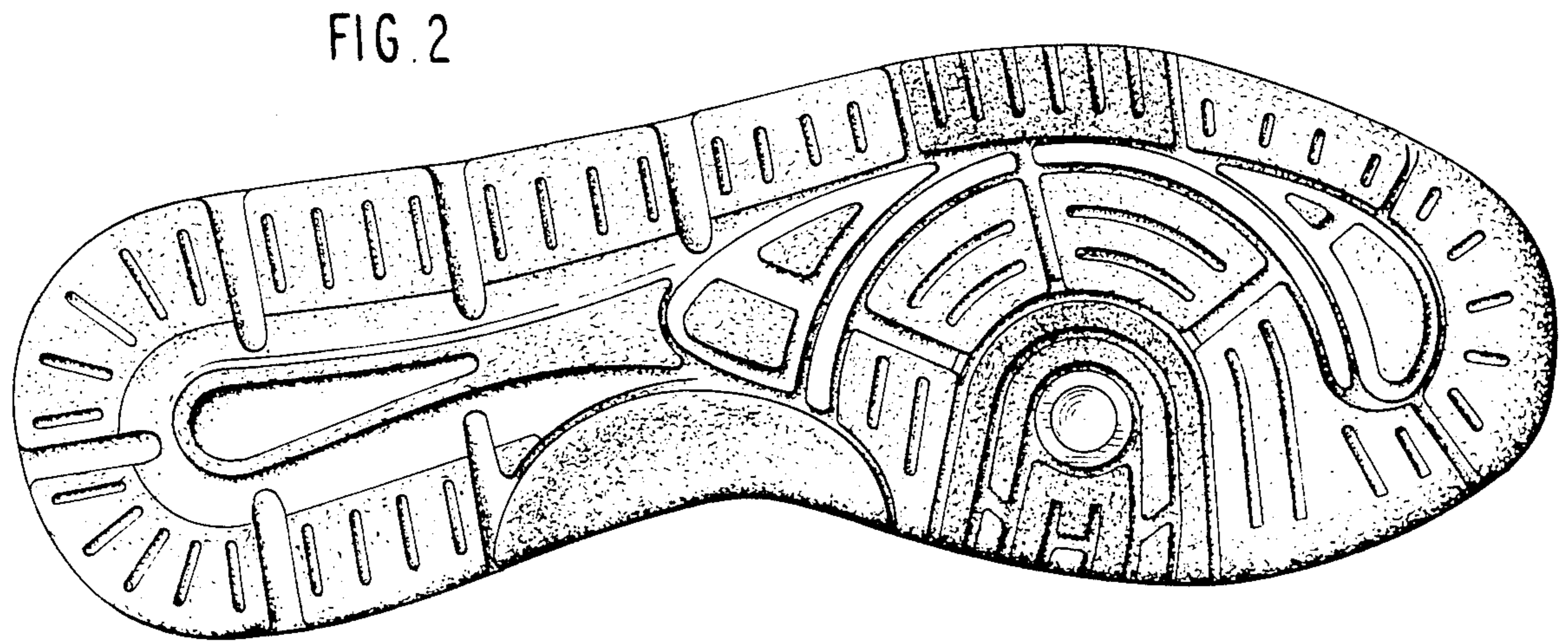


FIG. 2

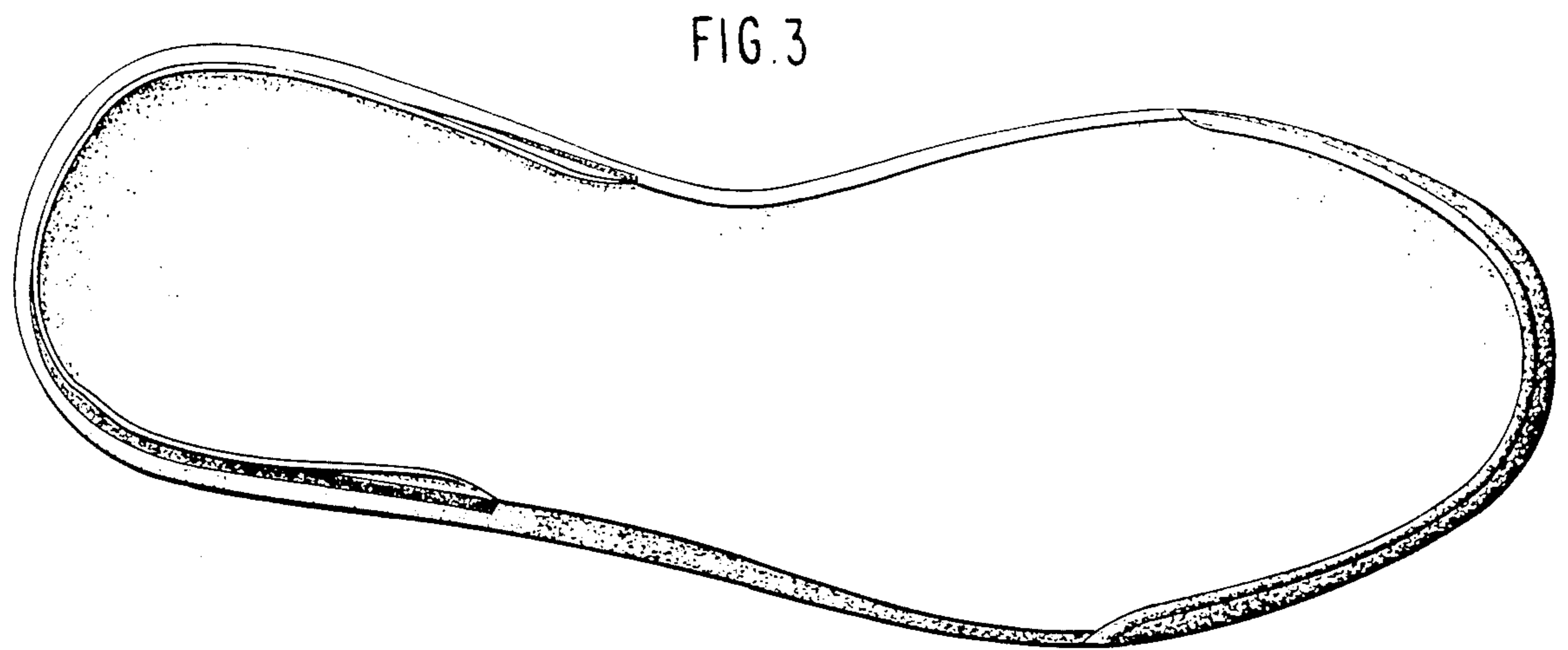


FIG. 3



FIG. 4



FIG. 5

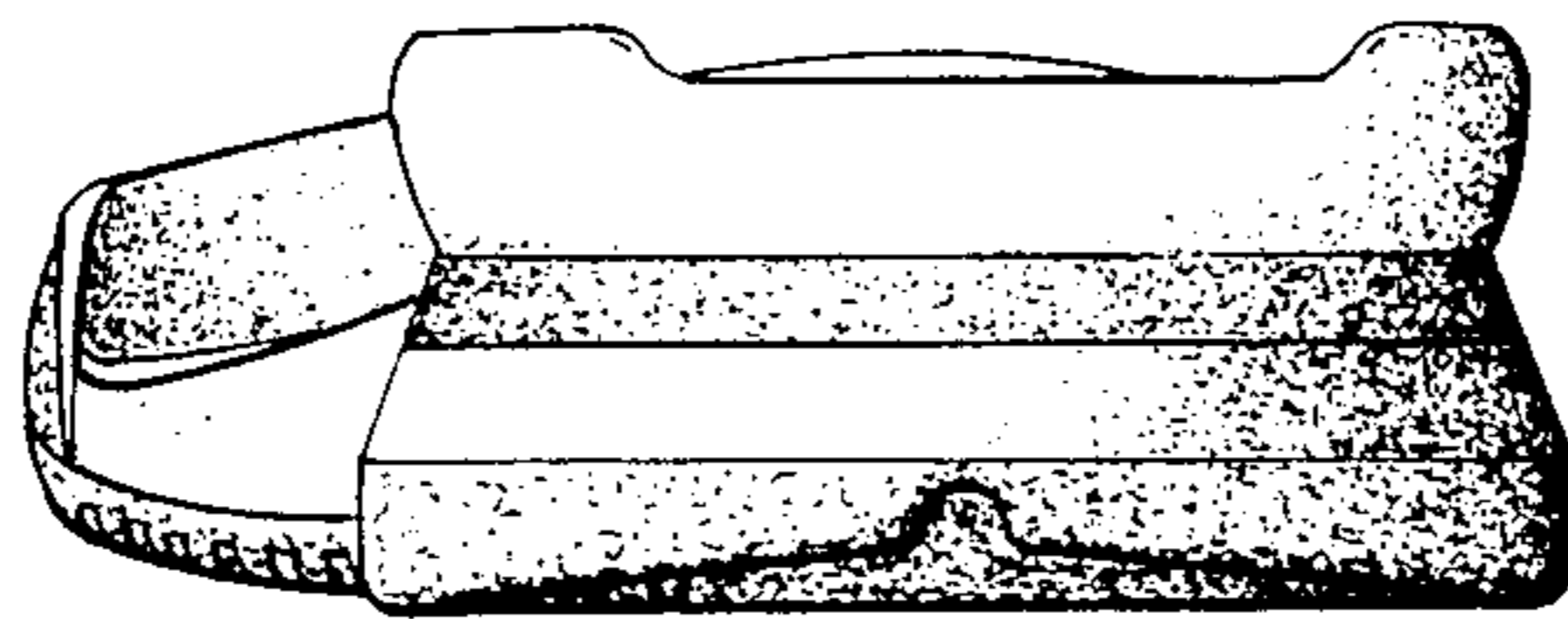


FIG. 6

