

[54] CARTRIDGE FOR A LINEAR SURGICAL STAPLER

[75] Inventor: David T. Green, Norwalk, Conn.

[73] Assignee: United States Surgical Corporation, Norwalk, Conn.

[**] Term: 14 Years

[21] Appl. No.: 598,786

[22] Filed: Apr. 10, 1984

[52] U.S. Cl. D24/27

[58] Field of Search D24/26, 27, 28; 227/19, 227/83, 109, 110, 124, DIG. 1; 206/339; 128/305, 334 R

[56] References Cited

U.S. PATENT DOCUMENTS

D. 271,714	12/1983	Green	D24/27
D. 271,796	12/1983	Green	D24/27
D. 272,279	1/1984	Green	D24/27
3,275,211	9/1966	Hirsch et al.	227/124
3,315,863	4/1967	O'Dea	227/19
4,354,628	10/1982	Green	227/19

4,383,634	5/1983	Green	227/19
4,402,445	9/1983	Green	227/19

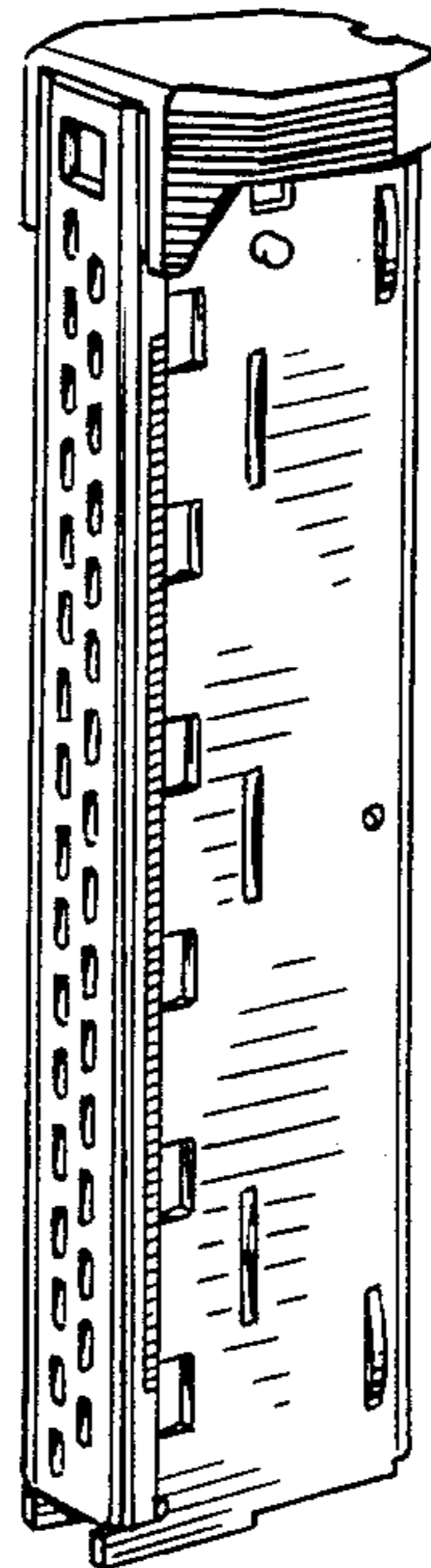
Primary Examiner—A. Hugo Word
Assistant Examiner—Stella M. Reid
Attorney, Agent, or Firm—John E. Nathan; Douglas J. Gilbert

[57] CLAIM

The ornamental design for a cartridge for a linear surgical stapler, substantially as shown and described.

DESCRIPTION

FIG. 1 is a perspective view of a cartridge for a linear surgical stapler showing my new design;
FIG. 2 is a perspective view as seen from the side opposite FIG. 1;
FIG. 3 is a side elevational view as seen from the rear in FIG. 1;
FIG. 4 is an end elevational view as seen from right of FIG. 3;
FIG. 5 is an end elevational view as seen from the left of FIG. 3;
FIG. 6 is a top plan view of FIG. 1; and
FIG. 7 is a bottom plan view of FIG. 1.



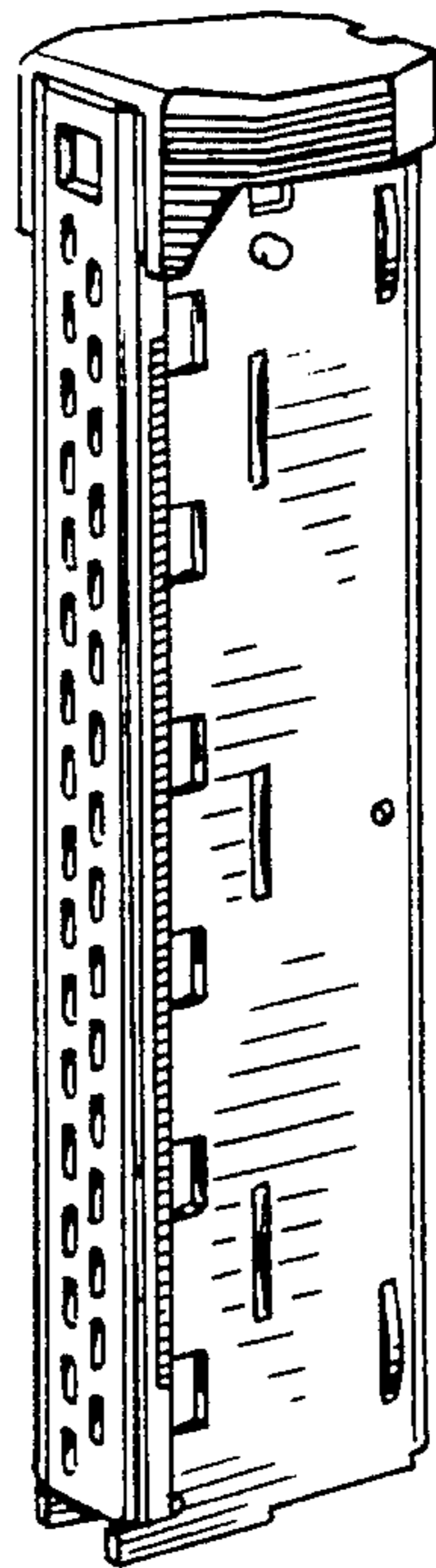


Fig. 1.



Fig. 6.

Fig. 2.

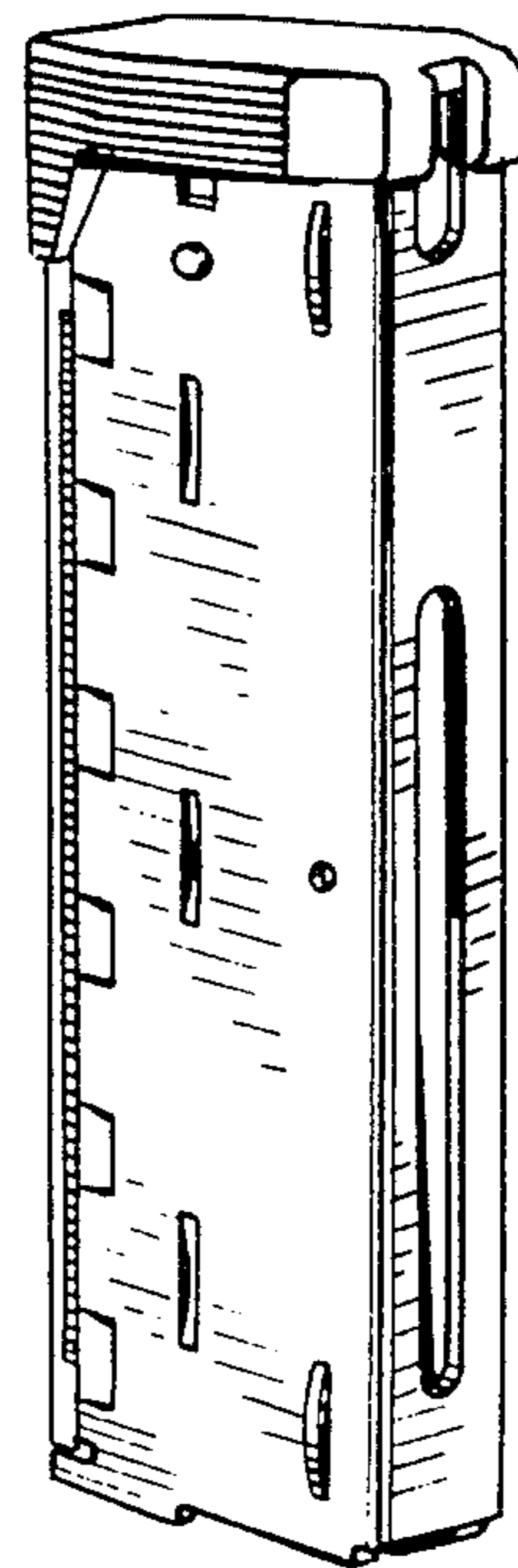


Fig. 7.

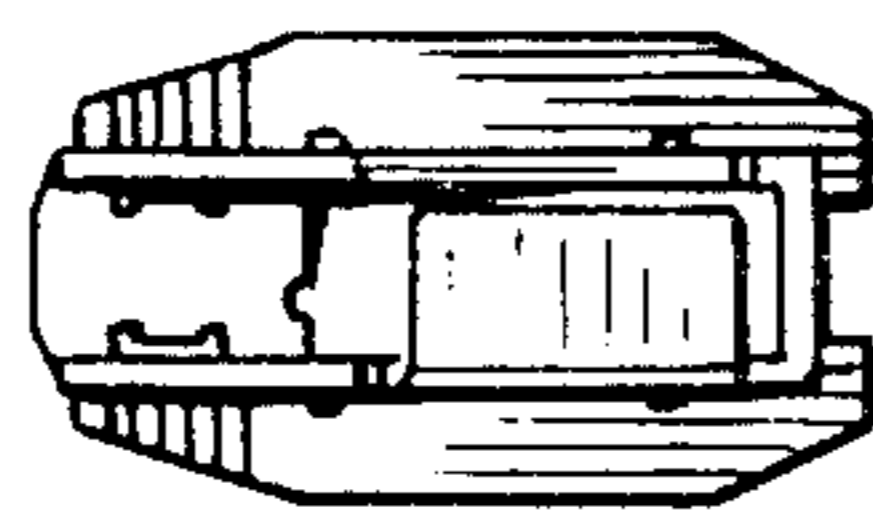


Fig. 3.

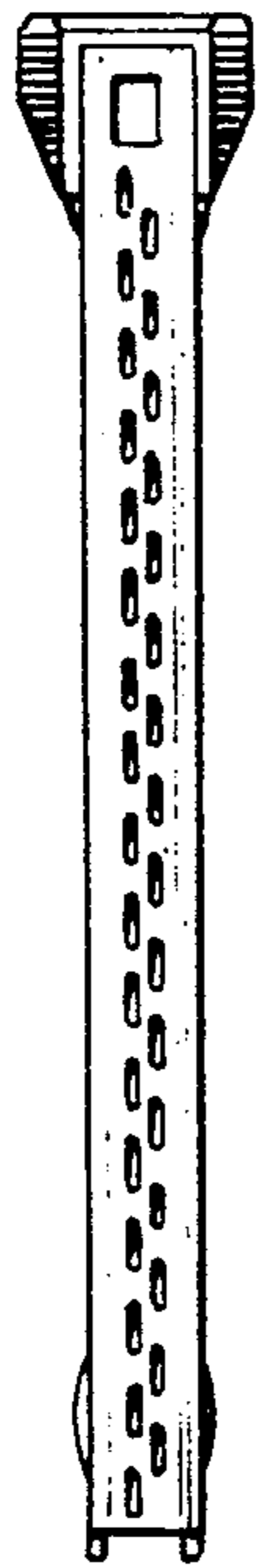
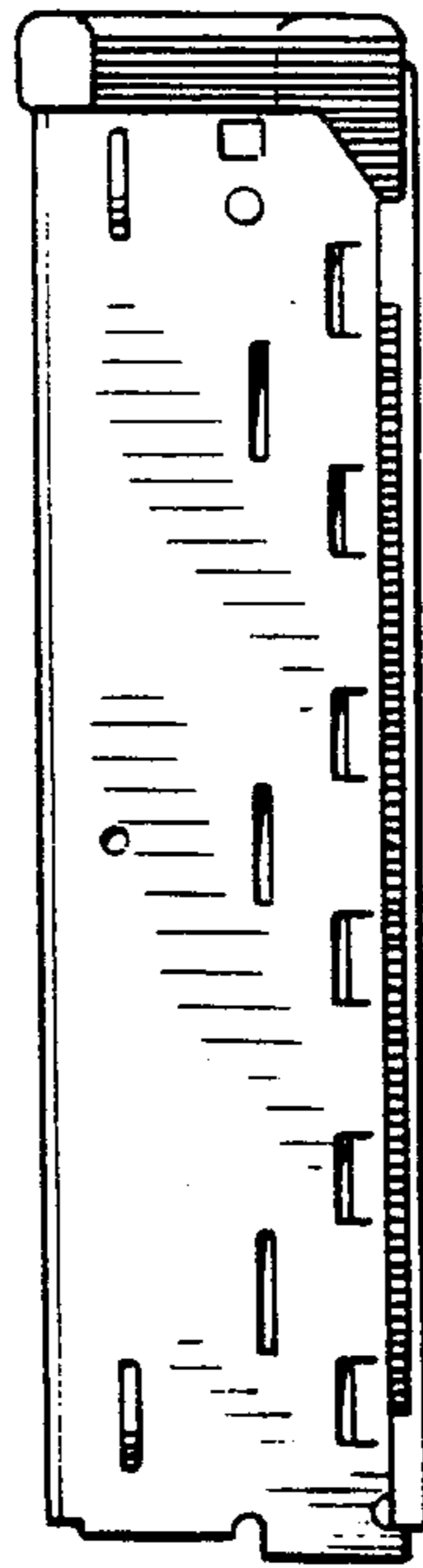


Fig. 4.

Fig. 5.

