

[54] CASE FOR ELECTRONIC CLINICAL THERMOMETER

3,373,863 3/1968 Afton ..... 206/306  
4,061,226 12/1977 Essen ..... 206/306  
4,073,612 2/1978 Nitta ..... D27/36

[75] Inventors: Masaru Wada; Shinzo Honda, both of Tokyo; Tetsuya Arioka, Yokohama, all of Japan

Primary Examiner—Wallace R. Burke  
Assistant Examiner—Brian N. Vinson  
Attorney, Agent, or Firm—Frishauf, Holtz, Goodman & Woodward

[73] Assignee: Terumo Corp., Tokyo, Japan

[\*\*] Term: 14 Years

[57] CLAIM

[21] Appl. No.: 565,360

The ornamental design for a case for electronic clinical thermometer, substantially as shown and described.

[22] Filed: Dec. 27, 1983

DESCRIPTION

[30] Foreign Application Priority Data

Jun. 30, 1983 [JP] Japan ..... 58-28002

[52] U.S. Cl. .... D24/17; D10/57; 206/306; D24/8; D24/29

[58] Field of Search ..... D24/8, 17, 99; 422/58; 206/305, 306; 73/431; D10/57; D27/36

FIG. 1 is a perspective view of a case for electronic clinical thermometer showing our new design;  
FIG. 2 is an another perspective view thereof showing opened state;  
FIG. 3 is a front view thereof;  
FIG. 4 is a rear view thereof;  
FIG. 5 is a left side view thereof;  
FIG. 6 is a top plan view thereof;  
FIG. 7 is a bottom plan view thereof; and  
FIG. 8 is a sectional view thereof taken along the line 8—8 in FIG. 3.

[56] References Cited

U.S. PATENT DOCUMENTS

D. 252,104 6/1979 Nagy et al. .... D10/57  
D. 276,402 11/1984 Daenen et al. .... D9/418

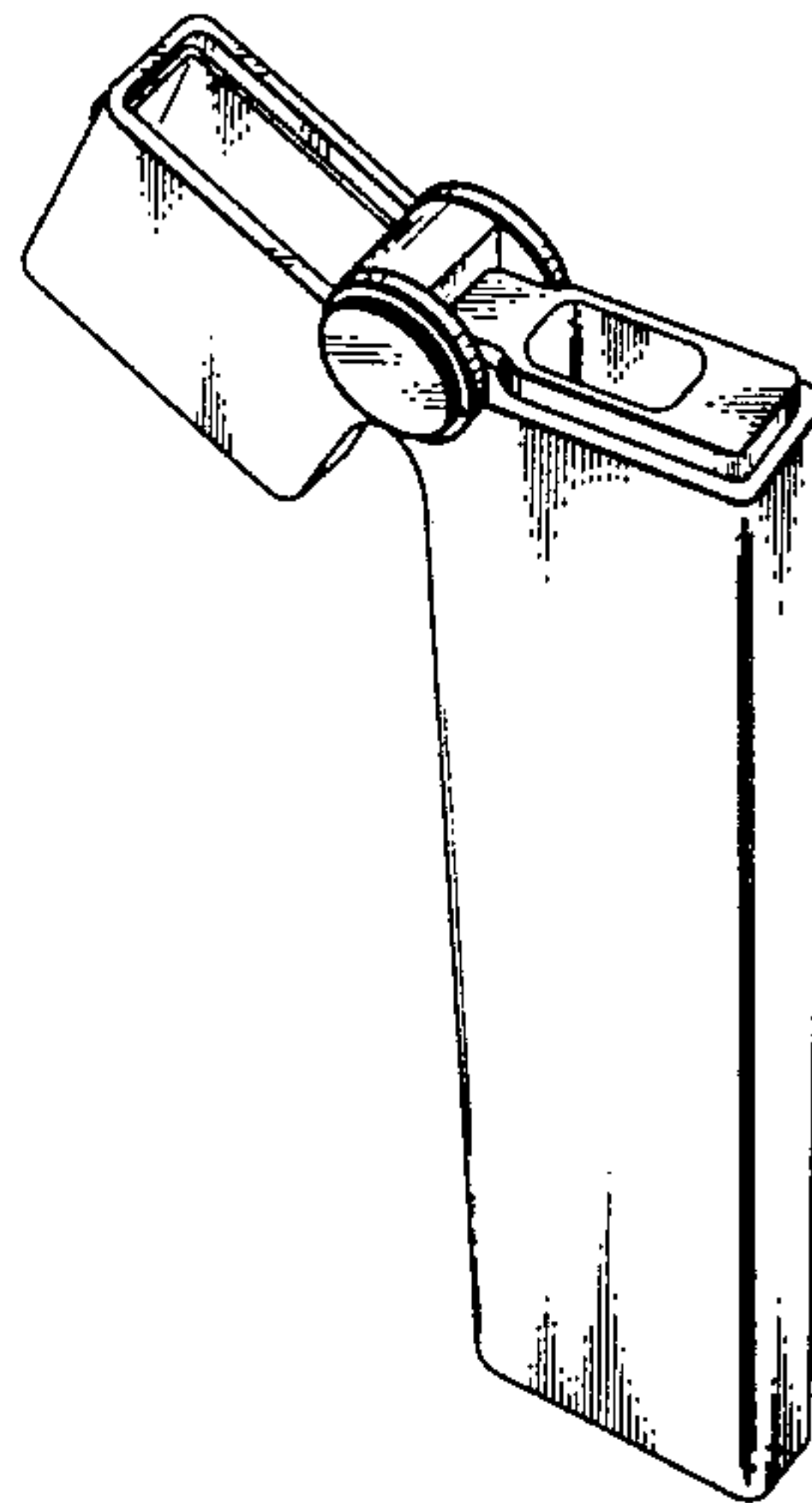


FIG. 2

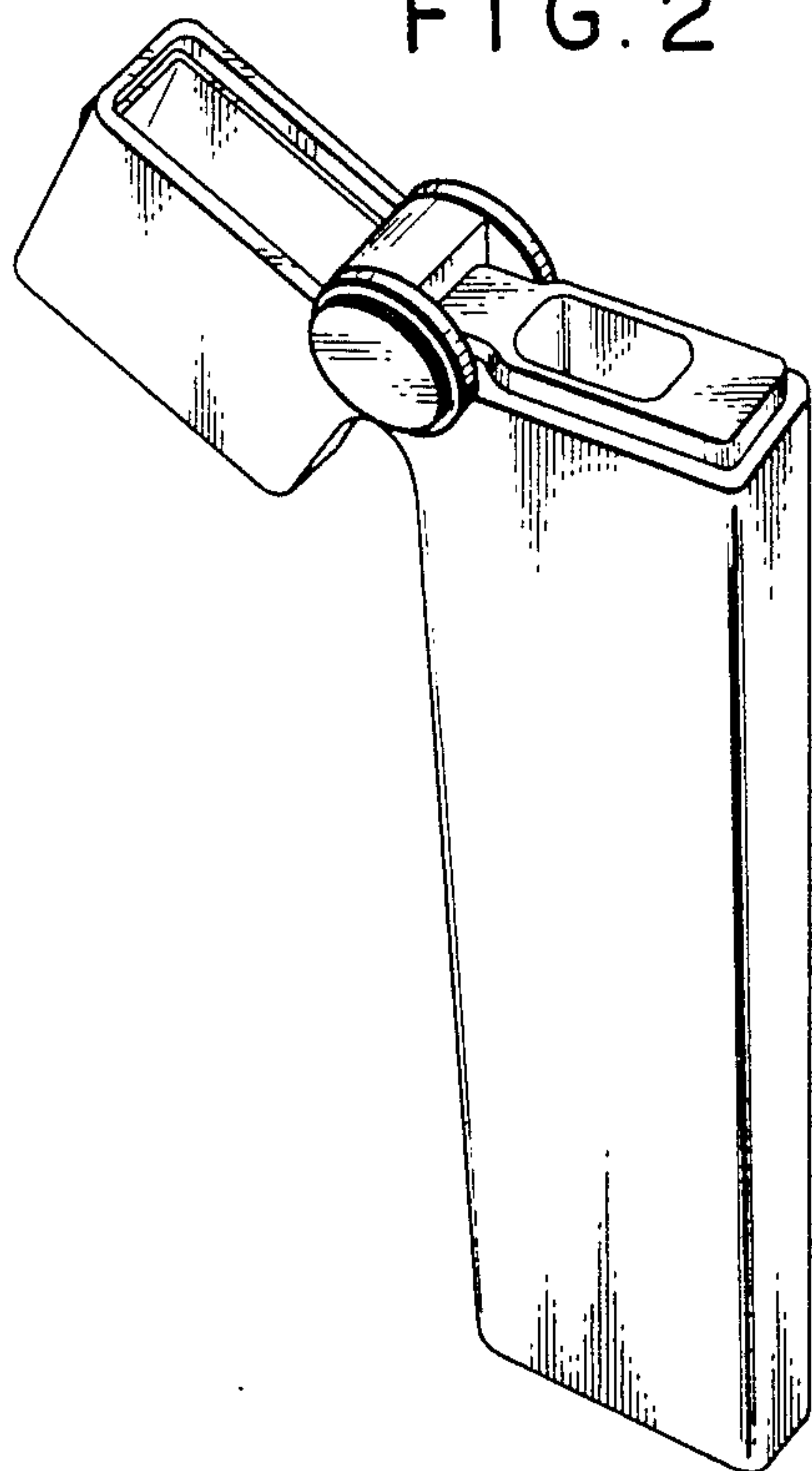


FIG. 1




FIG. 3




FIG. 4



FIG. 5

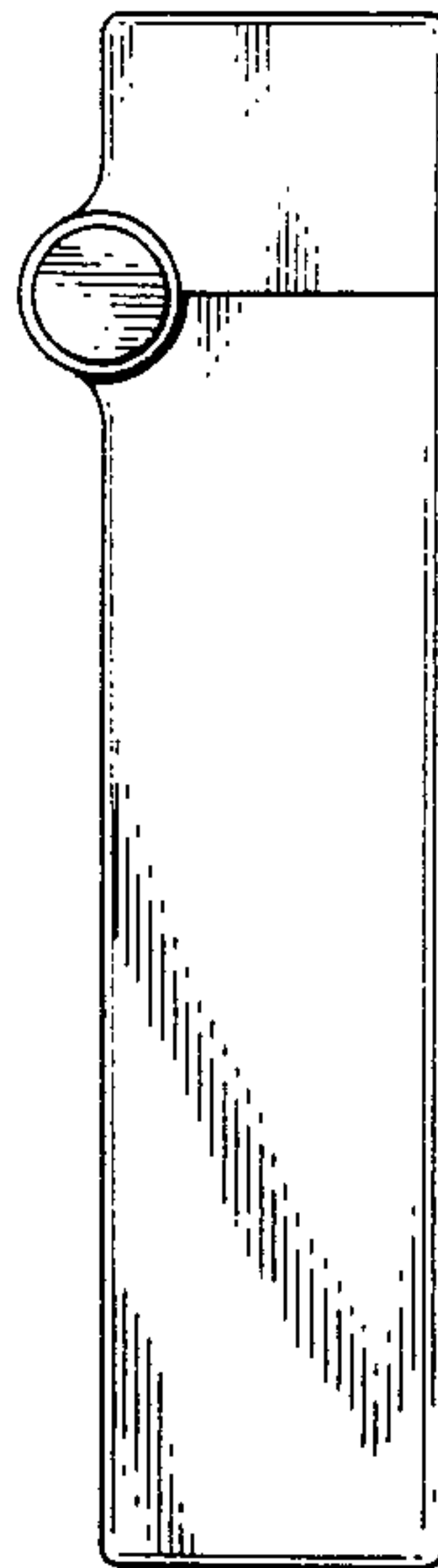


FIG. 6



FIG. 7



FIG. 8

