

United States Patent [19]

Sherick

[11] Patent Number: **Des. 284,389**

[45] Date of Patent: **** Jun. 24, 1986**

[54] **RIBBON CARTRIDGE**

[75] Inventor: **Michael T. Sherick**, Thousand Oaks, Calif.

[73] Assignee: **Advanced Matrix Technology, Inc.**, Newbury Park, Calif.

[**] Term: **14 Years**

[21] Appl. No.: **556,452**

[22] Filed: **Nov. 30, 1983**

[52] U.S. Cl. **D18/22; D18/12**

[58] Field of Search **D18/12, 13, 22, 99; D14/11; 400/196, 196.1, 207, 208, 208.1; 242/55.19 A, 197, 199, 200**

[56] **References Cited**

U.S. PATENT DOCUMENTS

D. 275,499 9/1984 Akazawa D18/12

4,264,223 4/1981 Bemis et al. 242/199 X
4,413,920 11/1983 Matthias et al. 400/208 X

FOREIGN PATENT DOCUMENTS

2091685 8/1982 United Kingdom 400/208

Primary Examiner—Louis S. Zarfes

Attorney, Agent, or Firm—Fraser and Bogucki

[57] **CLAIM**

The ornamental design for a ribbon cartridge, substantially as shown and described.

DESCRIPTION

FIG. 1 is a perspective view of a ribbon cartridge showing my new design;

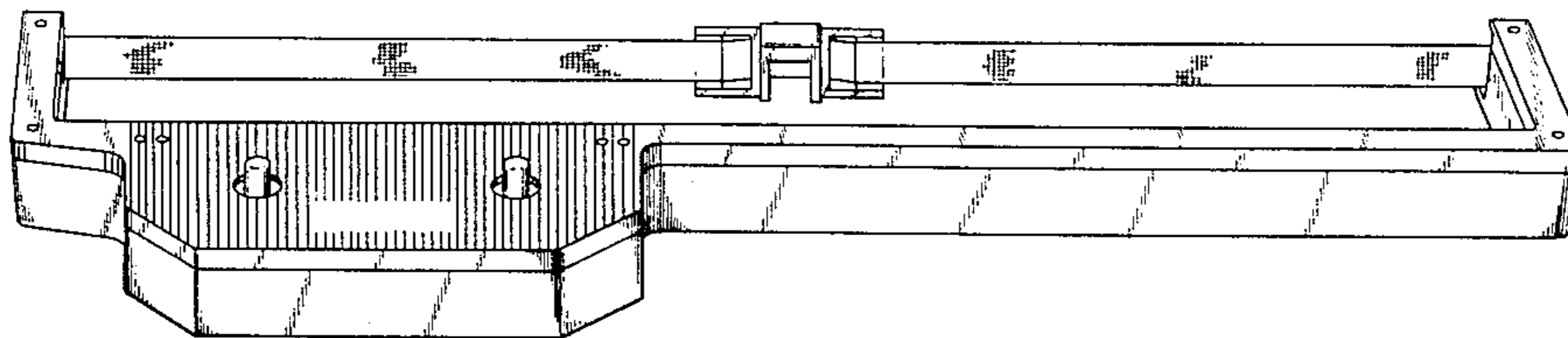
FIG. 2 is a top plan view thereof;

FIG. 3 is a front elevational view thereof;

FIG. 4 is a bottom plan view thereof;

FIG. 5 is a rear elevational view thereof; and

FIG. 6 is a side elevational view thereof.



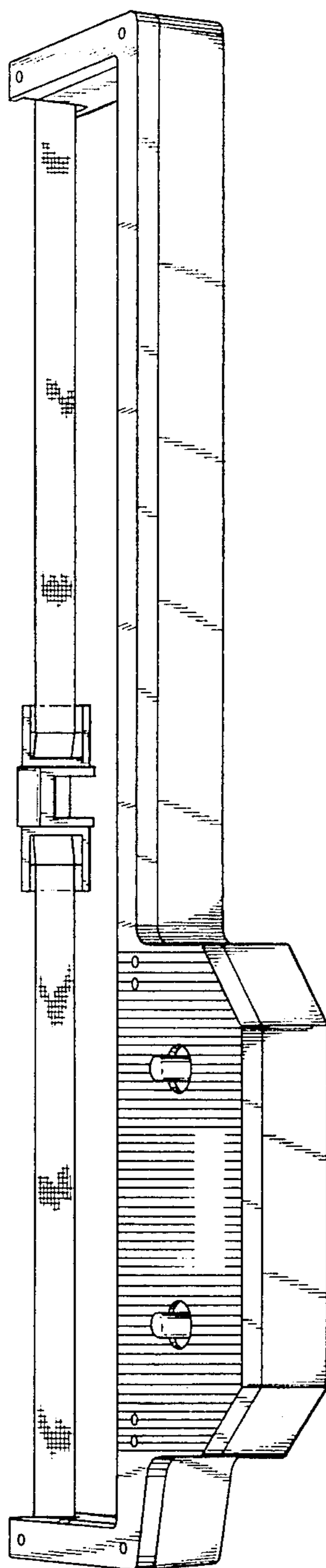


FIG. 1

FIG. 2

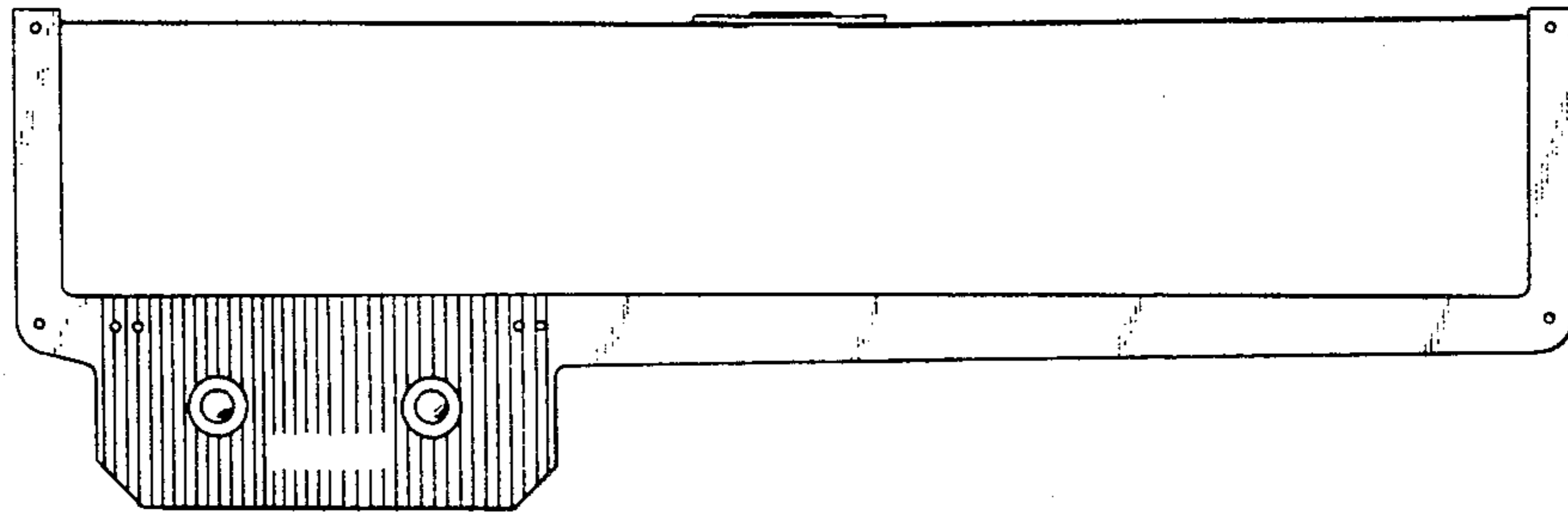


FIG. 3

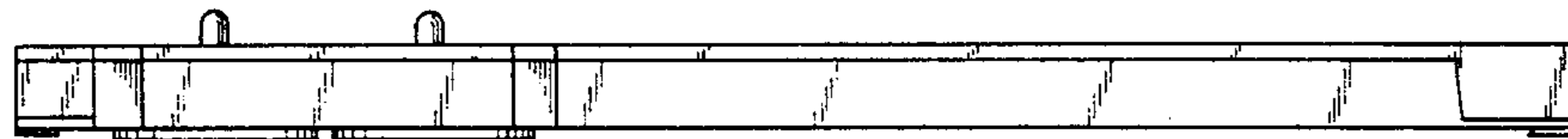


FIG. 4

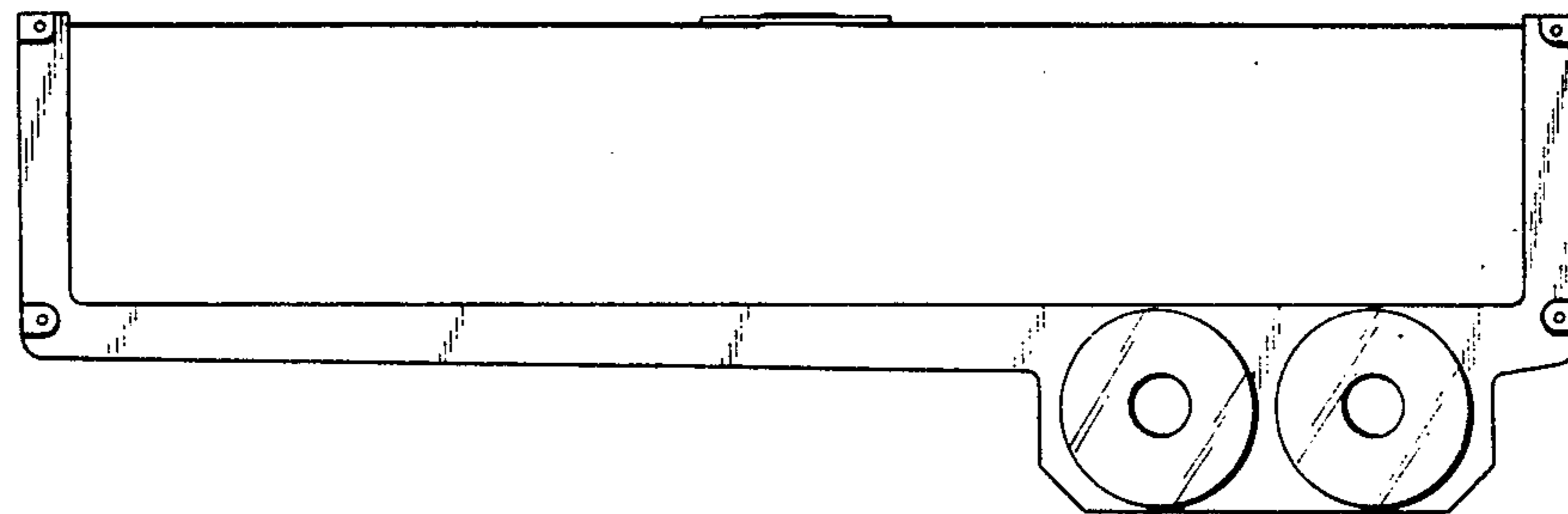


FIG. 5



FIG. 6

