

[54] CARRYING CASE FOR CORDLESS PHONE

[76] Inventor: Lowell Carpenter, 1485 Maureen Dr., Santa Rosa, Calif. 95407

[\*\*] Term: 14 Years

[21] Appl. No.: 516,534

[22] Filed: Jul. 25, 1983

[52] U.S. Cl. .... D14/59; D14/65; 179/146 R

[58] Field of Search ..... D2/400; D9/415; 179/178, 146 R; D14/52, 95; D22/13, 14; 455/89, 90; 224/253, 269

[56] References Cited

U.S. PATENT DOCUMENTS

D. 244,853	6/1977	Cordell, Jr. ....	D22/14
D. 245,818	9/1977	Persson .....	D2/400
D. 250,919	1/1979	Milligan et al. ....	D2/400
D. 254,758	4/1980	Rodstein .....	D2/400
D. 273,247	4/1984	Pigott .....	D2/400
D. 276,476	11/1984	Johansson et al. ....	D2/400

353,940	12/1886	Hayes .....	179/157
1,201,159	10/1916	Dettmer .....	224/253
3,277,599	10/1966	Griffeth .....	224/253
3,700,147	10/1972	Vaughn .....	D22/13
4,307,825	12/1981	Pattermann .....	224/253
4,363,433	12/1982	Jaques .....	224/253
4,420,078	12/1983	Belt et al. ....	224/253

Primary Examiner—Wallace R. Burke  
Assistant Examiner—Horace B. Fay  
Attorney, Agent, or Firm—Andrew Steiner

[57] CLAIM


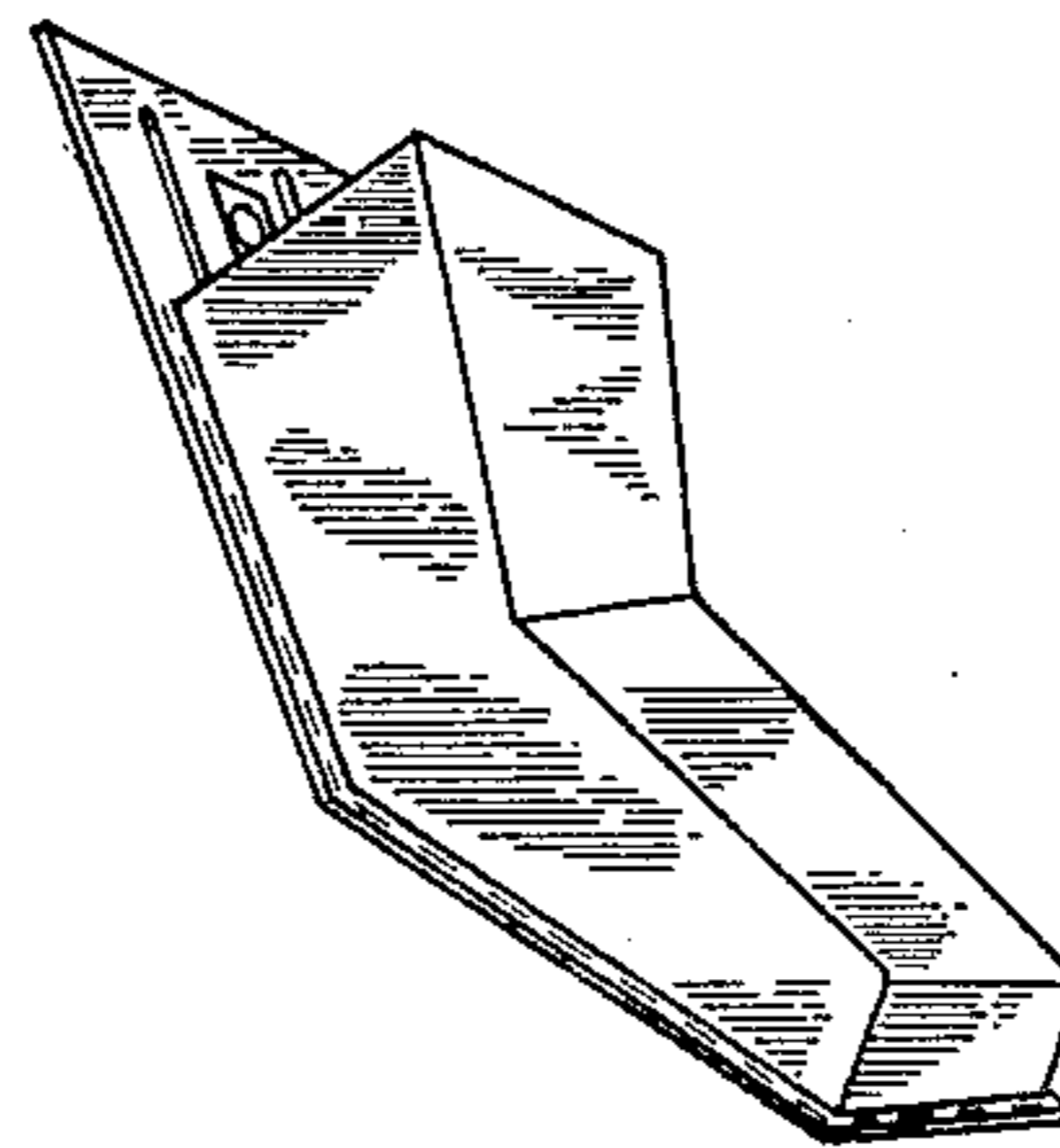
The ornamental design for a carrying case for cordless phone, substantially as shown and described.

DESCRIPTION

FIG. 1 is a perspective view of a carrying case for a cordless phone showing my new design, and a perspective view of the side opposite to that shown being a mirror image;

FIG. 2 is a back plan view thereof;

FIG. 3 is a side elevational view thereof, the view of the side opposite thereto being a mirror image.



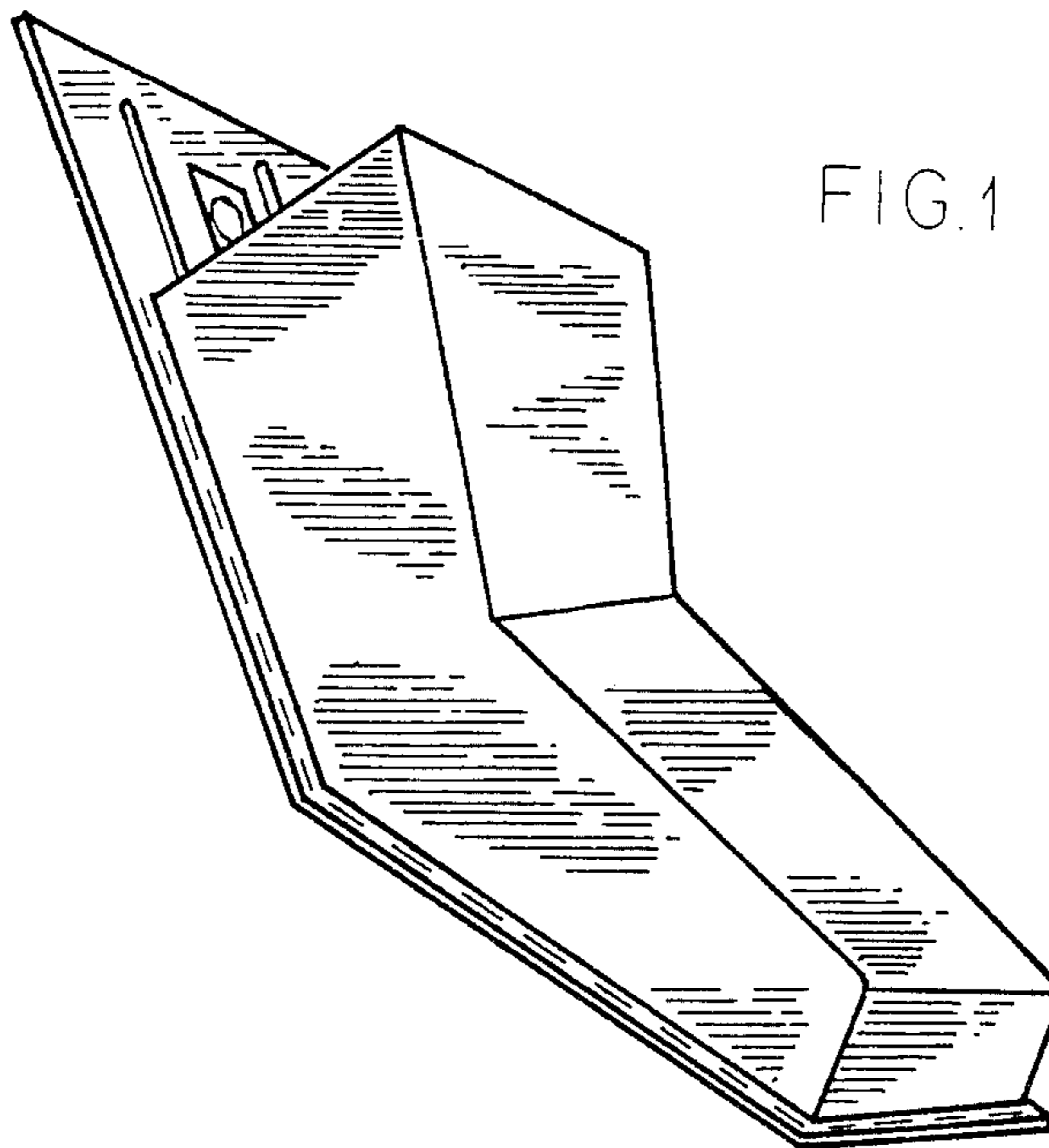


FIG. 1

FIG. 2

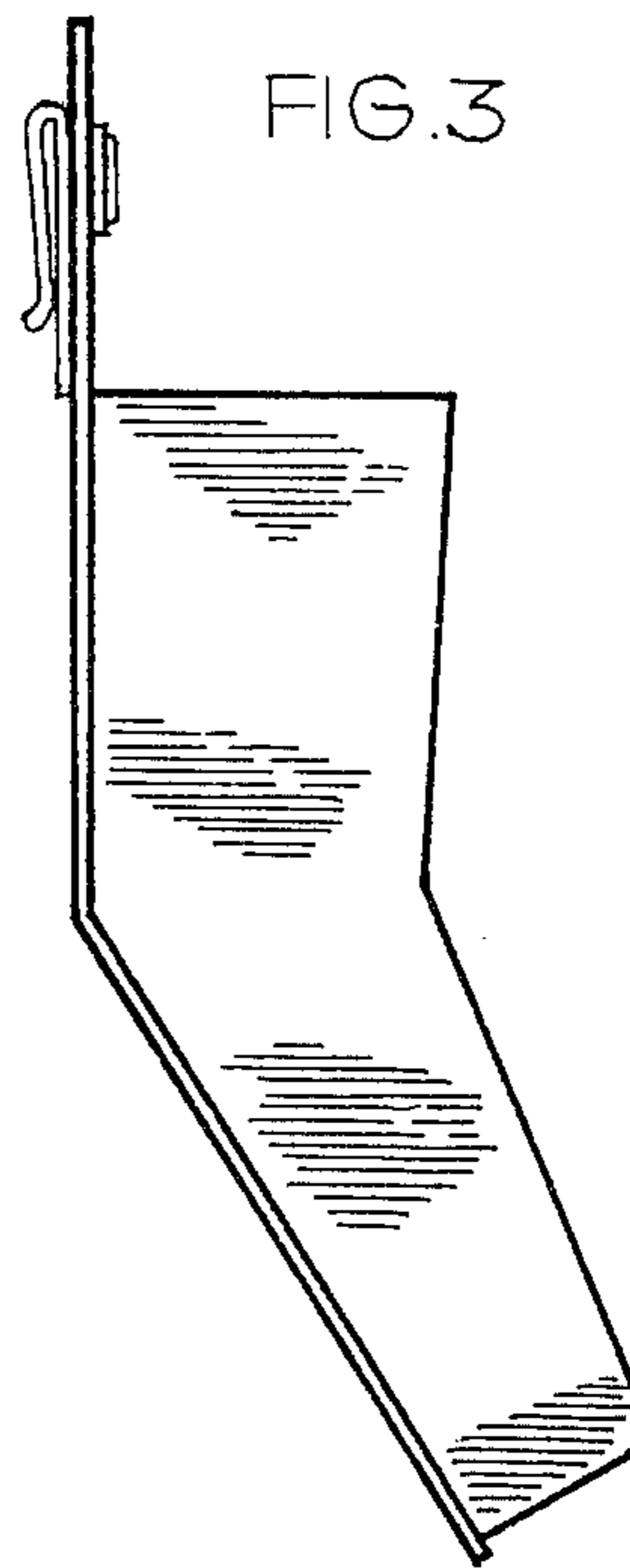



FIG. 3