

[54] DECORATIVE WHEEL

[76] Inventor: **Thayard A. McGuire**, 11713 Winn Rd., Riverview, Fla. 33569

[**] Term: **14 Years**

[21] Appl. No.: **488,364**

[22] Filed: **Apr. 25, 1983**

3,036,832 5/1962 Ellman et al. 446/46 X
 3,566,532 3/1971 Wilson 446/46
 3,708,911 1/1973 Haschek 446/240
 3,742,643 7/1973 Keith 446/46
 3,838,835 10/1974 Kling D21/86 X

Primary Examiner—Bernard Ansher
Assistant Examiner—Linda Titolo
Attorney, Agent, or Firm—Stein, Reese & Prescott

Related U.S. Application Data

[63] Continuation-in-part of Ser. No. 430,028, Sep. 30, 1982.
 [52] U.S. Cl. **D21/101**
 [58] Field of Search D21/101, 93, 94, 53,
 D21/86; 446/46, 240

[57] **CLAIM**

The ornamental design for a decorative wheel, as shown and described.

References Cited

[56]

U.S. PATENT DOCUMENTS

D. 193,245 7/1962 Knox, Jr. D21/86 X
 D. 201,374 6/1965 Kloack D21/101 X
 D. 227,025 5/1973 Catron D21/101
 D. 229,586 12/1973 Frost D21/86 X
 D. 257,364 10/1980 Molenaar D21/93
 2,640,296 6/1953 Johnson et al. D21/86 X

DESCRIPTION

FIG. 1 is a top plan view of a decorative wheel, showing my new design, the bottom view being a mirror image thereof;
 FIG. 2 is a top plan view of a second embodiment of that shown in FIG. 1, the bottom view being a mirror image thereof; and
 FIG. 3 is a top perspective view of that shown in FIG. 1.

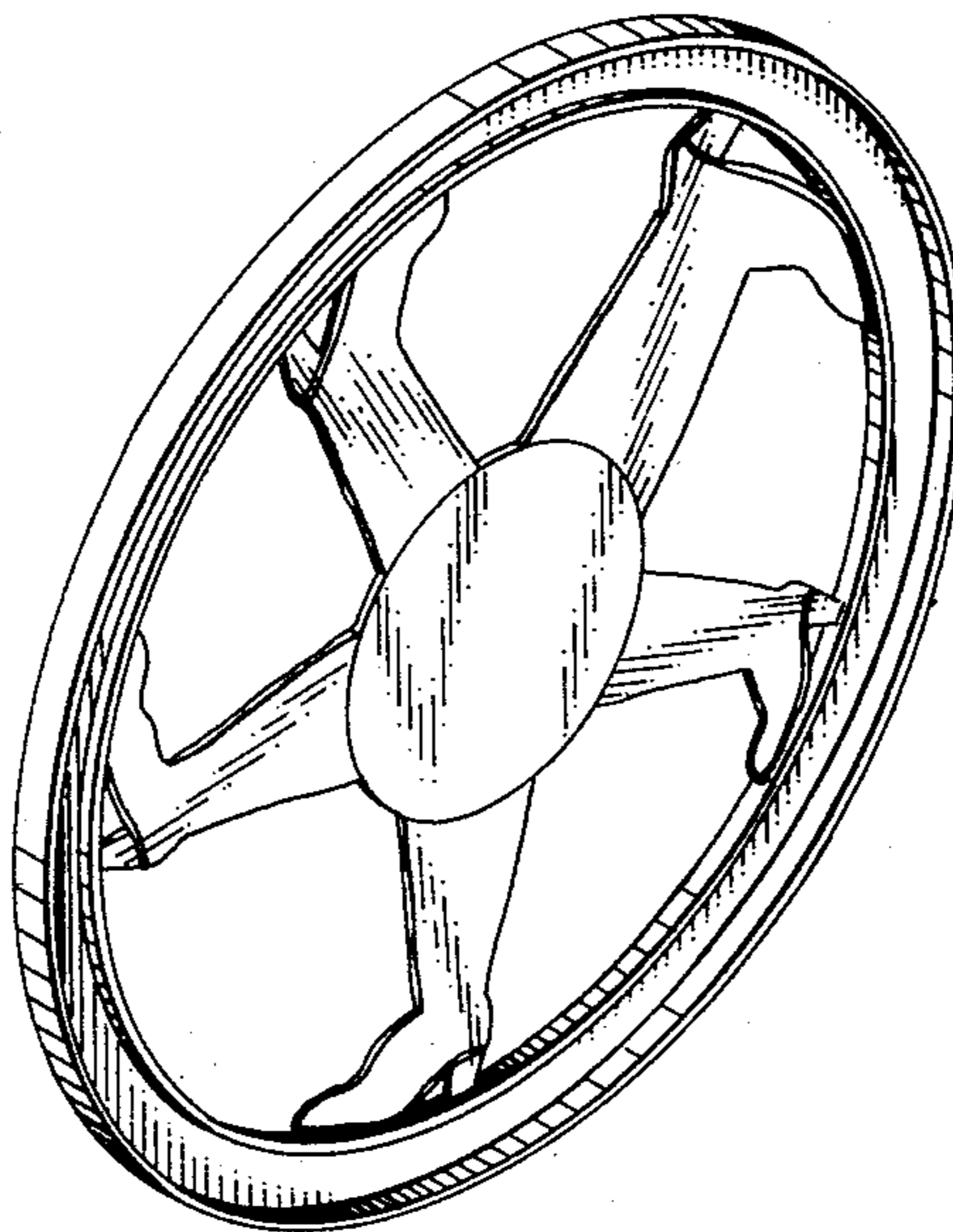


Fig. 1

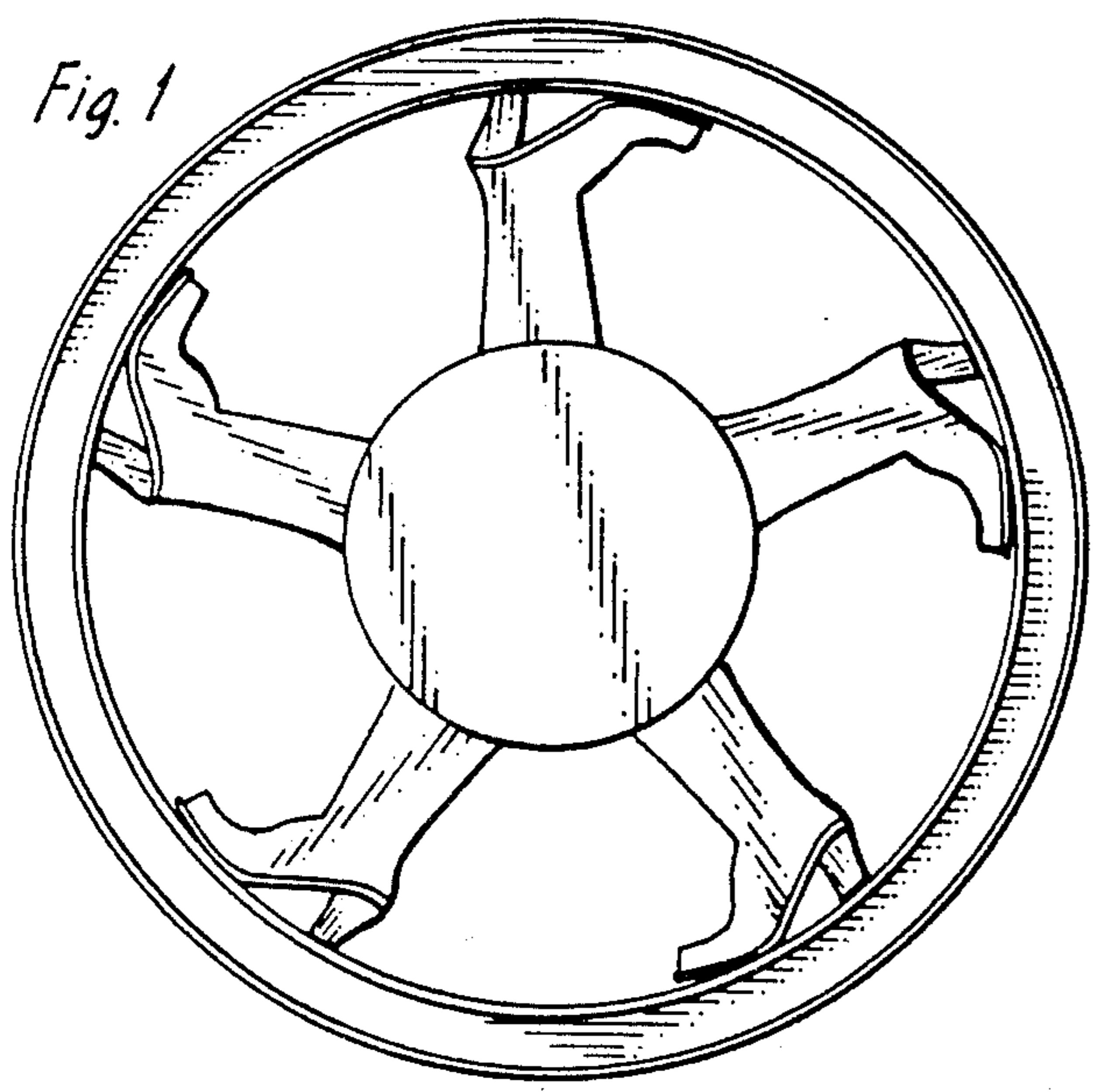


Fig. 2

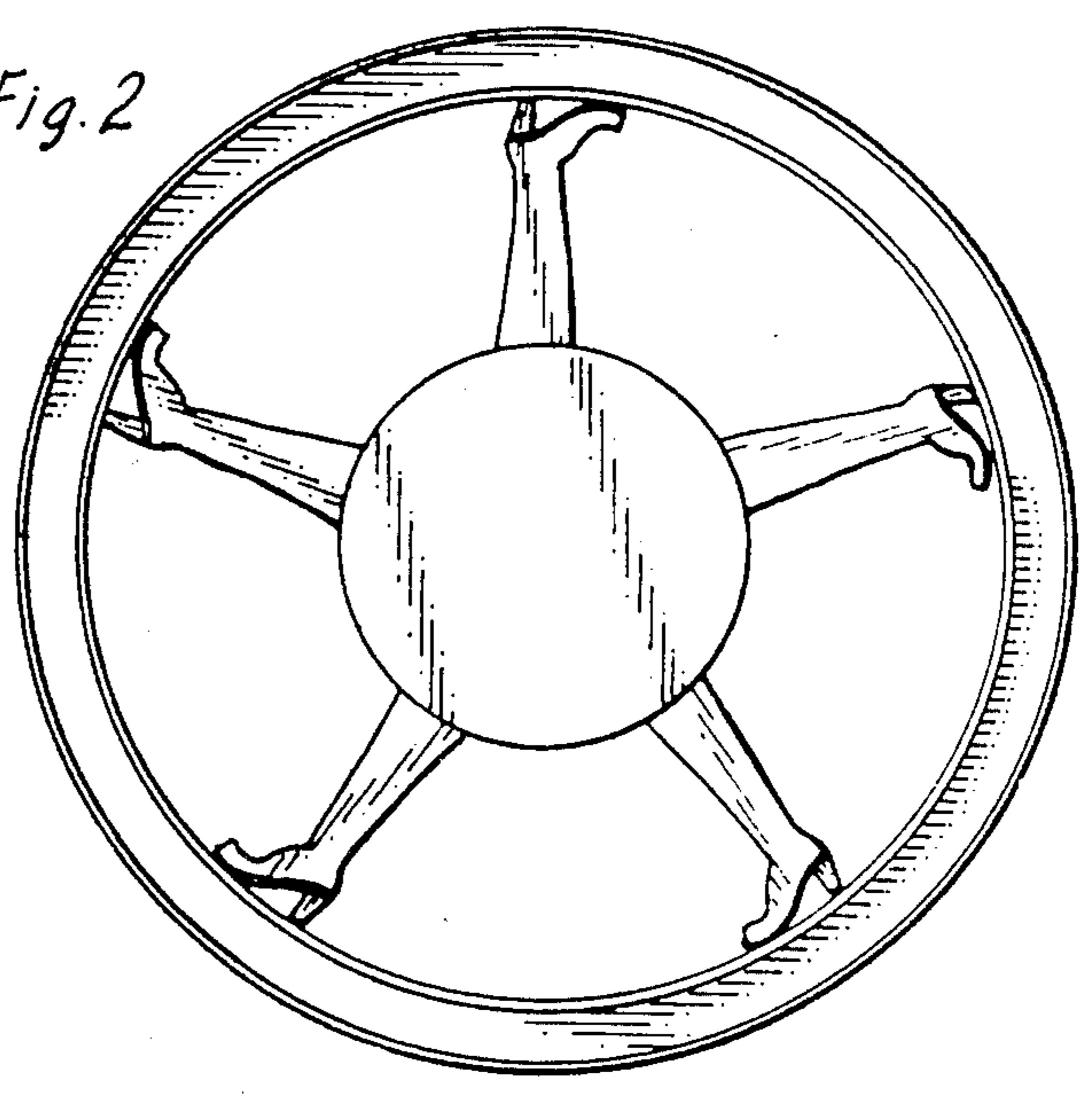


Fig. 3

