

[54] **LOCKING BLOCK WITH ADHESIVE BASE TO ARREST SLIDING DOORS OR WINDOWS**

[75] **Inventors: Michel Dallaire, Montreal; Robert Laroche, Ste-Julie, both of Canada**

[73] **Assignee: Vindas, Inc., Sillery, Canada**

[**] **Term: 14 Years**

[21] **Appl. No.: 512,976**

[22] **Filed: Jul. 12, 1983**

[52] **U.S. Cl. D8/402**

[58] **Field of Search D25/80, 85, 86, 92, D25/93; 404/41; D8/400, 402, 499, 331, 343; 49/449; 292/343; 16/82**

[56] **References Cited**

U.S. PATENT DOCUMENTS

- D. 176,885 2/1956 Ringzelli D8/402
- D. 209,812 1/1968 Biro D8/402

- 2,104,585 1/1938 Dow et al. D25/88 X
- 2,924,858 2/1960 Couse et al. D25/93 X
- 3,731,341 5/1973 Woodruff 16/82
- 3,859,000 1/1975 Webster 404/41
- 3,977,714 8/1976 Trotter 292/343
- 4,208,841 6/1980 Starks 292/343 X

FOREIGN PATENT DOCUMENTS

- 647812 12/1950 United Kingdom 404/41

Primary Examiner—A. Hugo Word

[57] **CLAIM**

The ornamental design for a locking block with adhesive base to arrest sliding doors or windows, as shown and described.

DESCRIPTION

FIG. 1 is a perspective view of our locking block;
 FIG. 2 is a side view of our locking block;
 FIG. 3 is an end view of FIG. 2; and
 FIG. 4 is a bottom view of FIG. 2.

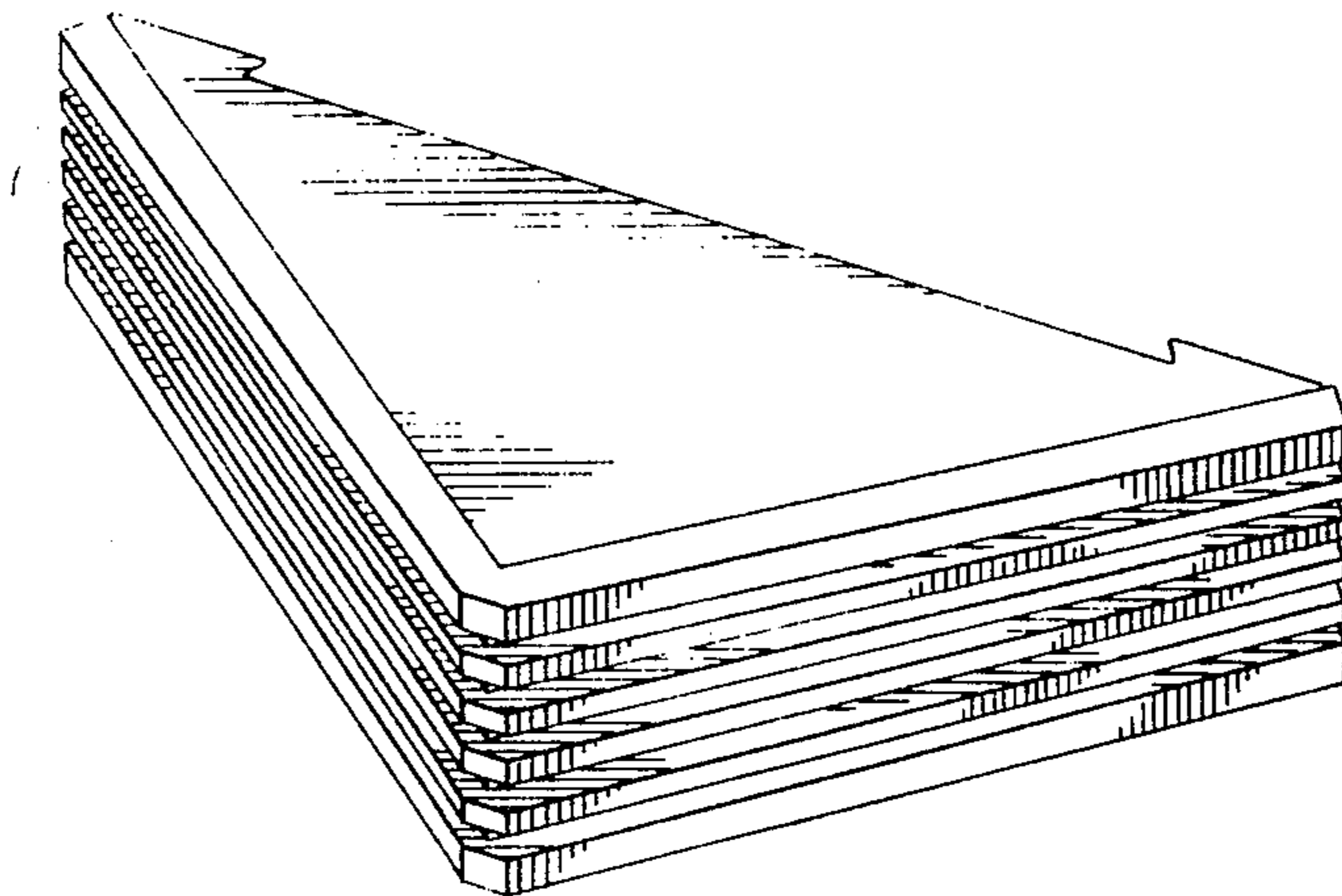


FIG. 1

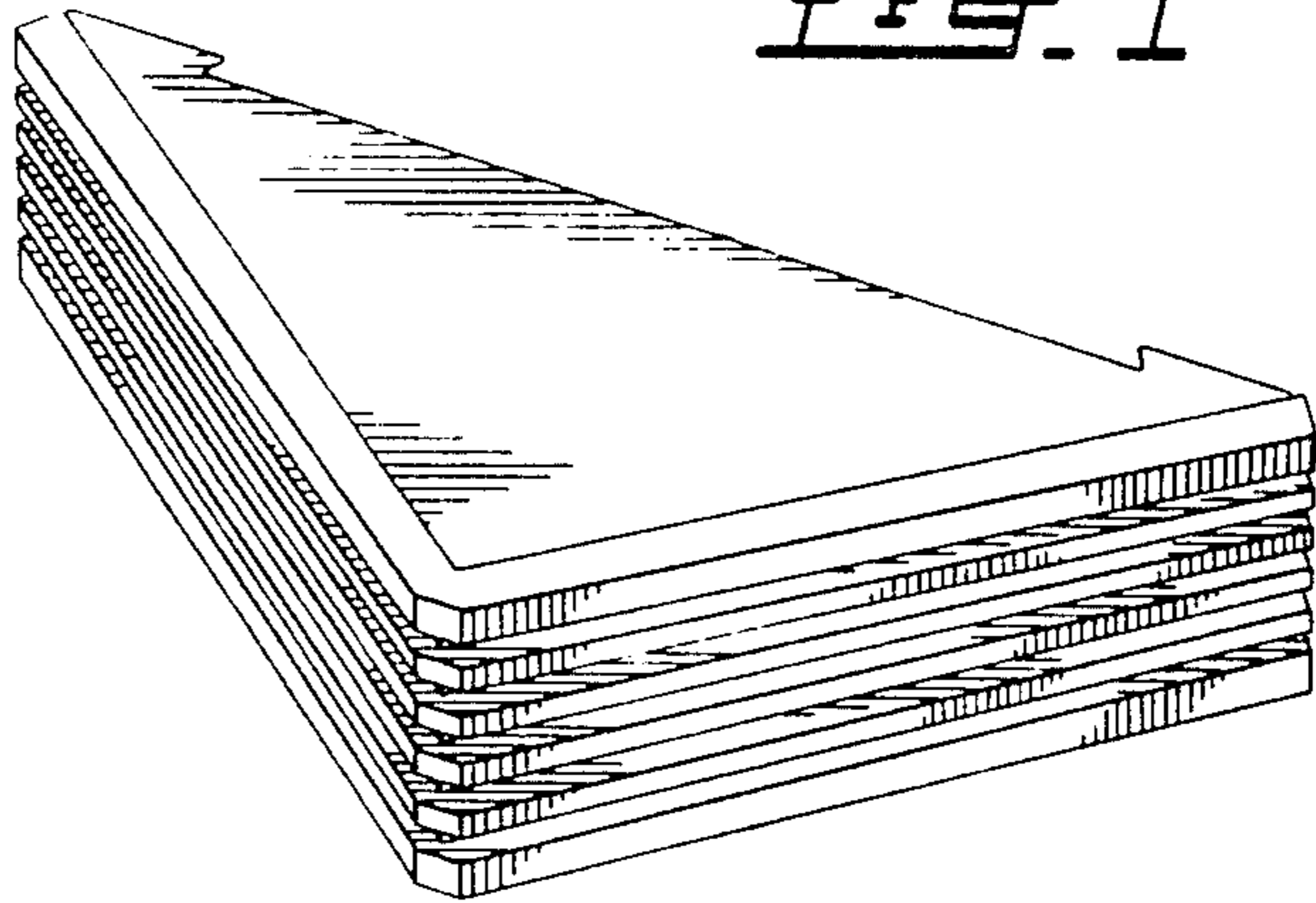


FIG. 3




FIG. 2

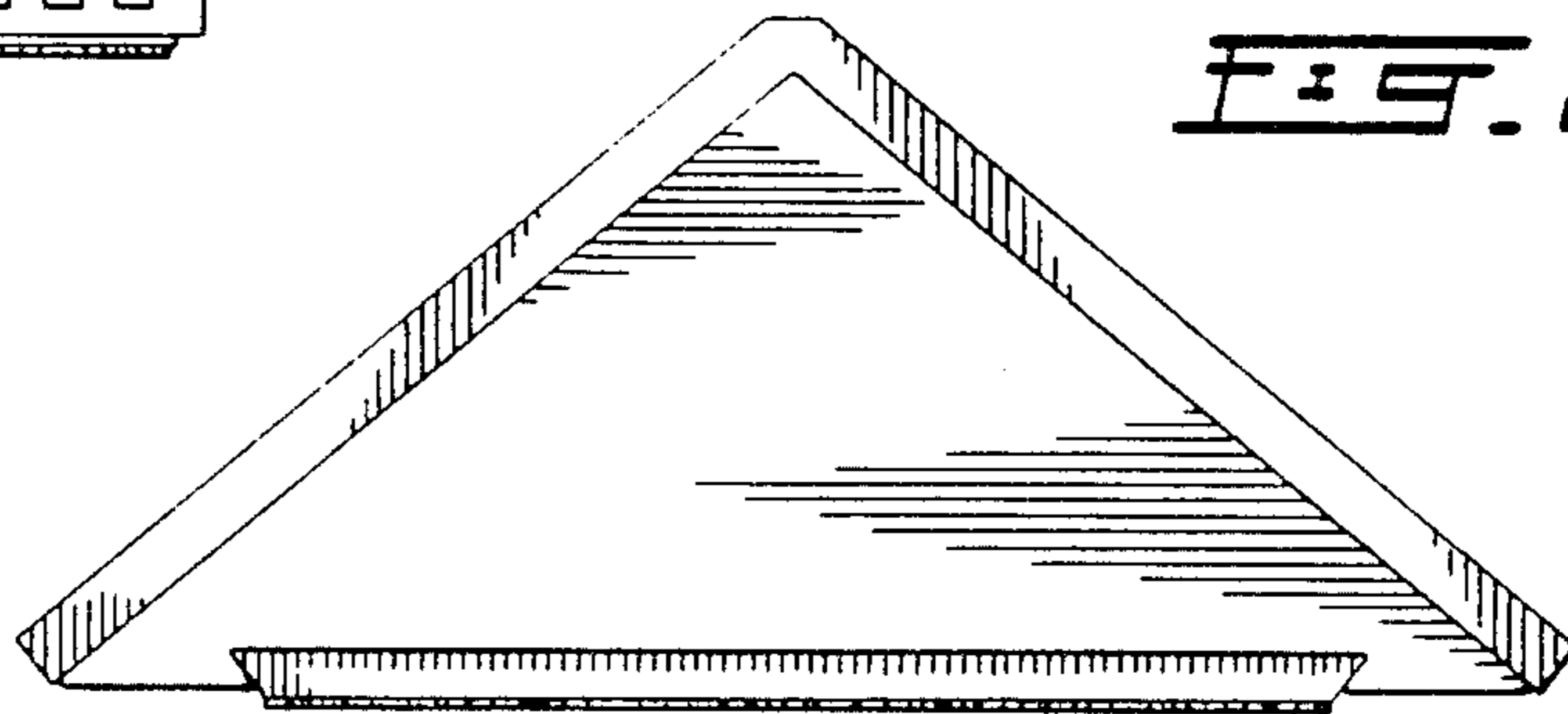


FIG. 4

