

[54] SCREWABLE CAP FOR A
NON-PENETRATING FASTENER
ASSEMBLY

[75] Inventor: Stevan A. Resan, Carlisle, Pa.

[73] Assignee: Carlisle Corporation, Cincinnati,
Ohio

[**] Term: 14 Years

[21] Appl. No.: 635,541

[22] Filed: Jul. 30, 1984

[52] U.S. Cl. D8/382; D8/312;
D8/499; D23/41

[58] Field of Search D8/382, 499, 310, 312;
D9/453, 454; D2/449; D23/28, 30, 31, 41;
D7/40, 393; 52/222, 410, 413, 747; 16/118, 121;
24/113 R, 113 MP, 90 C; 220/288; 215/217,
332, 337, 340

[56] References Cited

U.S. PATENT DOCUMENTS

D. 205,338	7/1966	Kilbourn	D23/41
D. 233,507	11/1974	Stevens	D8/312
3,918,233	11/1975	Simpson	52/747
4,290,466	9/1981	Villa et al.	220/288
4,361,997	12/1982	DeCaro	52/410
4,455,804	6/1984	Francovitch	52/410
4,519,175	5/1985	Resan	52/713

Primary Examiner—B. J. Bullock


Attorney, Agent, or Firm—Wood, Herron & Evans

[57] CLAIM

The ornamental design for a screwable cap for a non-penetrating fastener assembly, as shown.

DESCRIPTION

FIG. 1 is a perspective view of a screwable cap for a non-penetrating fastener showing my new design;
FIG. 2 is a top plan view thereof;
FIG. 3 is a front elevational view thereof, with the rear and left and right side elevational views being identical; and
FIG. 4 is a bottom plan view thereof.






FIG. 1

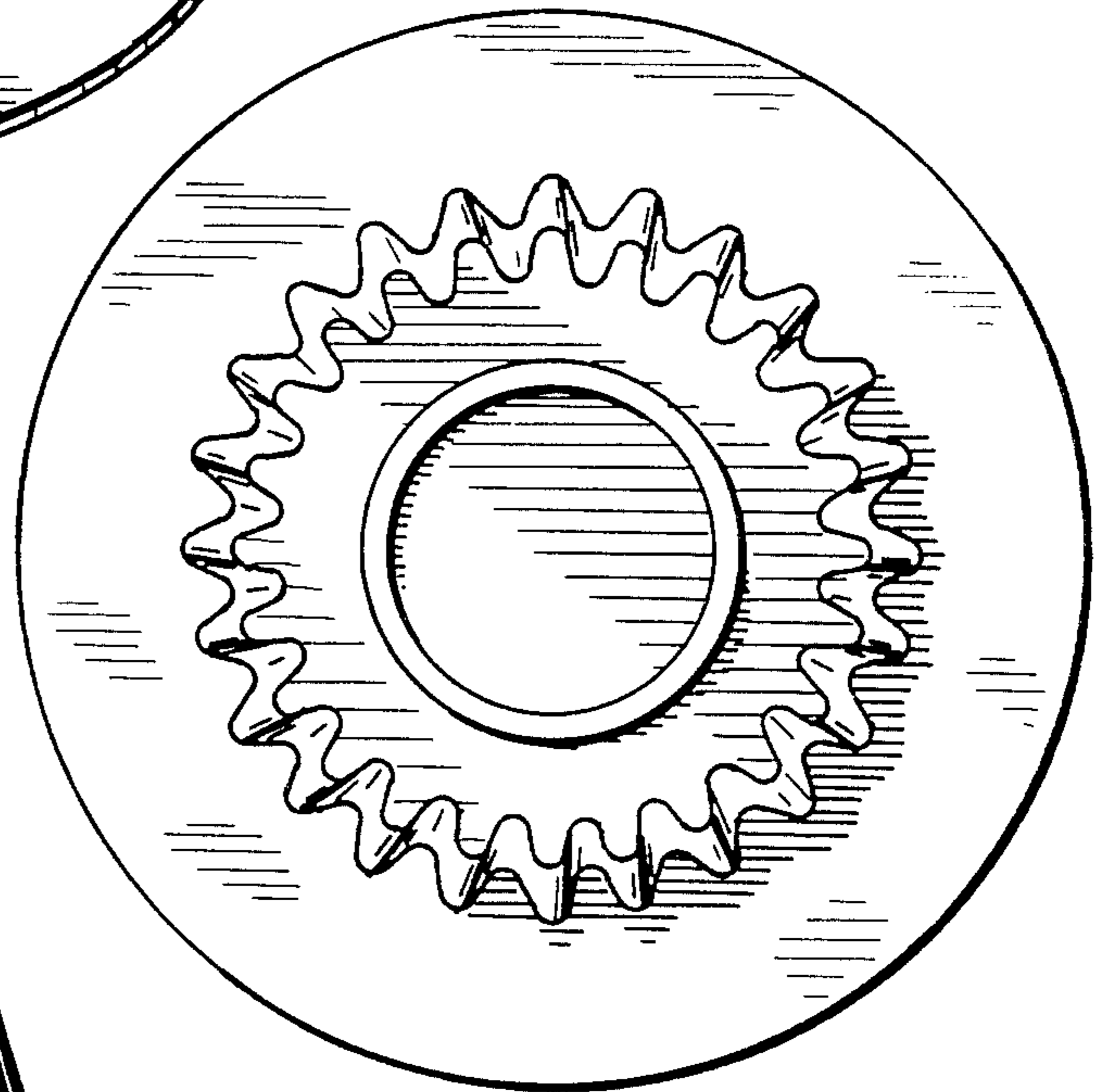


FIG. 2




FIG. 3

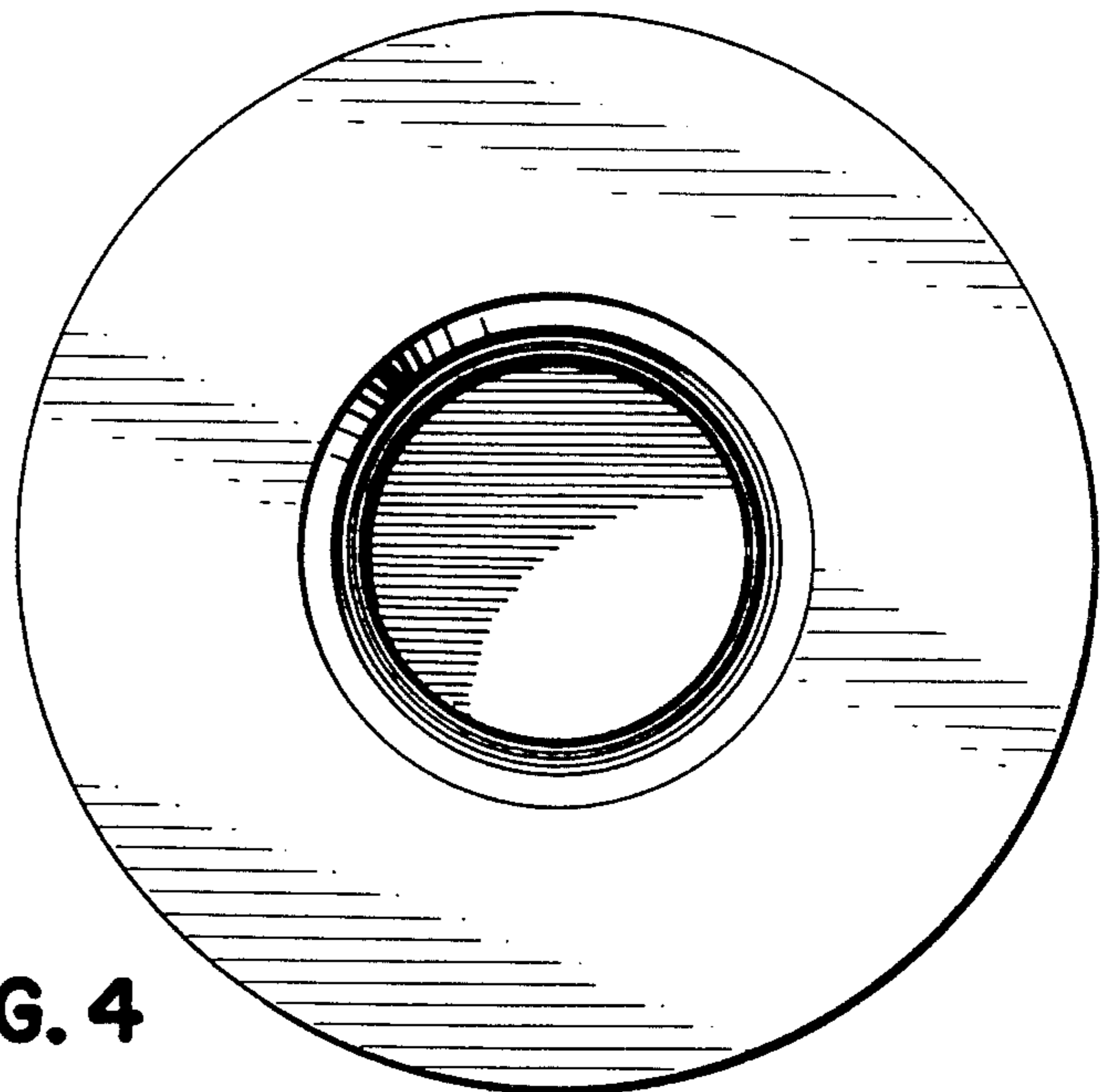


FIG. 4