

[54] SHEATHED NAIL FILE

[75] Inventor: Thomas L. Dulick, Rye, N.Y.

[73] Assignee: Barristo, Ltd., Chicago, Ill.

[**] Term: 14 Years

[21] Appl. No.: 635,227

[22] Filed: Jul. 27, 1984

[52] U.S. Cl. D28/59

[58] Field of Search D28/7, 9, 10, 56, 57, D28/59, 62, 99, 91.1; D24/23, 28, 36; 132/1 R, 9, 79 C, 73-76.5

[56] References Cited

U.S. PATENT DOCUMENTS

D. 167,663	9/1952	Voss	D28/7
D. 274,471	6/1984	Widmer	D28/91.1
1,470,994	10/1923	Mason, Jr.	132/79 C
1,636,148	7/1927	Provost	132/74.5
2,357,919	9/1944	Weiss	132/76.2

OTHER PUBLICATIONS

Sketch of Sheathed Nail File submitted by applicant as Prior Art in Paper #2.

Primary Examiner—Louis S. Zarfes
Attorney, Agent, or Firm—Hill, Van Santen, Steadman & Simpson

[57] CLAIM

The ornamental design for a sheathed nail file, as shown and described.

DESCRIPTION

FIG. 1 is a front elevational view of a sheathed nail file showing my new design;
FIG. 2 is a side elevational view of the sheathed nail file of FIG. 1;
FIG. 3 is a top plan view of the sheathed nail file of FIG. 1;
FIG. 4 is a bottom plan view of the sheathed nail file of FIG. 1;
FIG. 5 is an exploded front elevational view similar to FIG. 1 of the sheathed nail file of FIG. 1; and
FIG. 6 is a side exploded elevational view similar to FIG. 2 of the sheathed nail file of FIG. 1.



FIG. 1

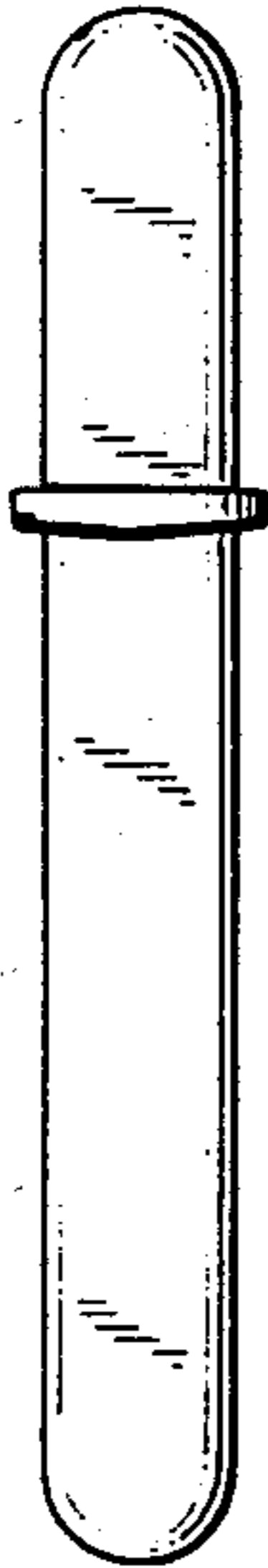


FIG. 2

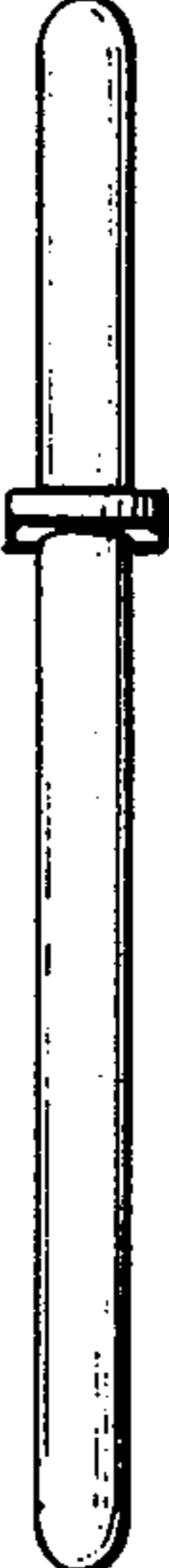


FIG. 3



FIG. 4



FIG. 5

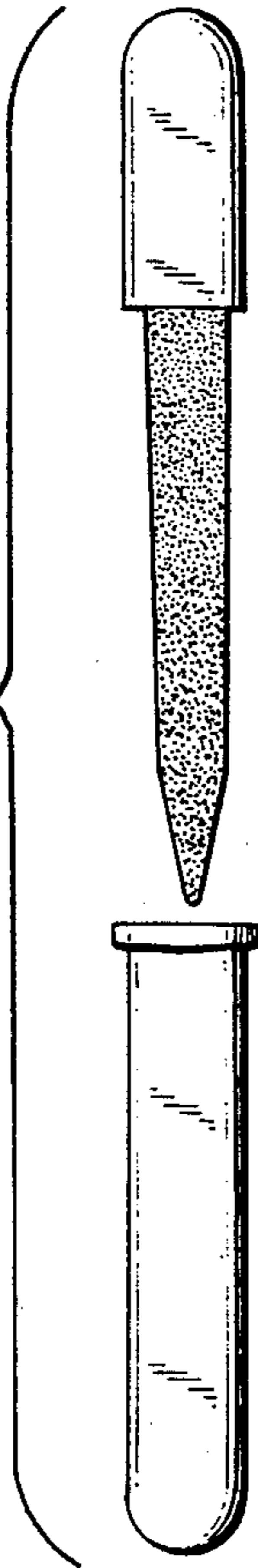


FIG. 6

