

[54] **ELECTRONIC CALCULATOR**

[75] Inventor: **Atsubiko Tokunaga, Osaka, Japan**

[73] Assignee: **Sharp Corporation, Osaka, Japan**

[**] Term: **14 Years**

[21] Appl. No.: **622,095**

[22] Filed: **Jun. 19, 1984**

[30] **Foreign Application Priority Data**

Dec. 20, 1983 [JP] Japan 58-55298

[52] U.S. Cl. **D18/7**

[58] Field of Search **D18/2, 6-8, D18/11, 12; D14/100, 105, 107, 114, 115**

[56] **References Cited**

U.S. PATENT DOCUMENTS

D. 279,105 6/1985 Sawada D18/7

D. 281,172 10/1985 Kitai et al. D18/7

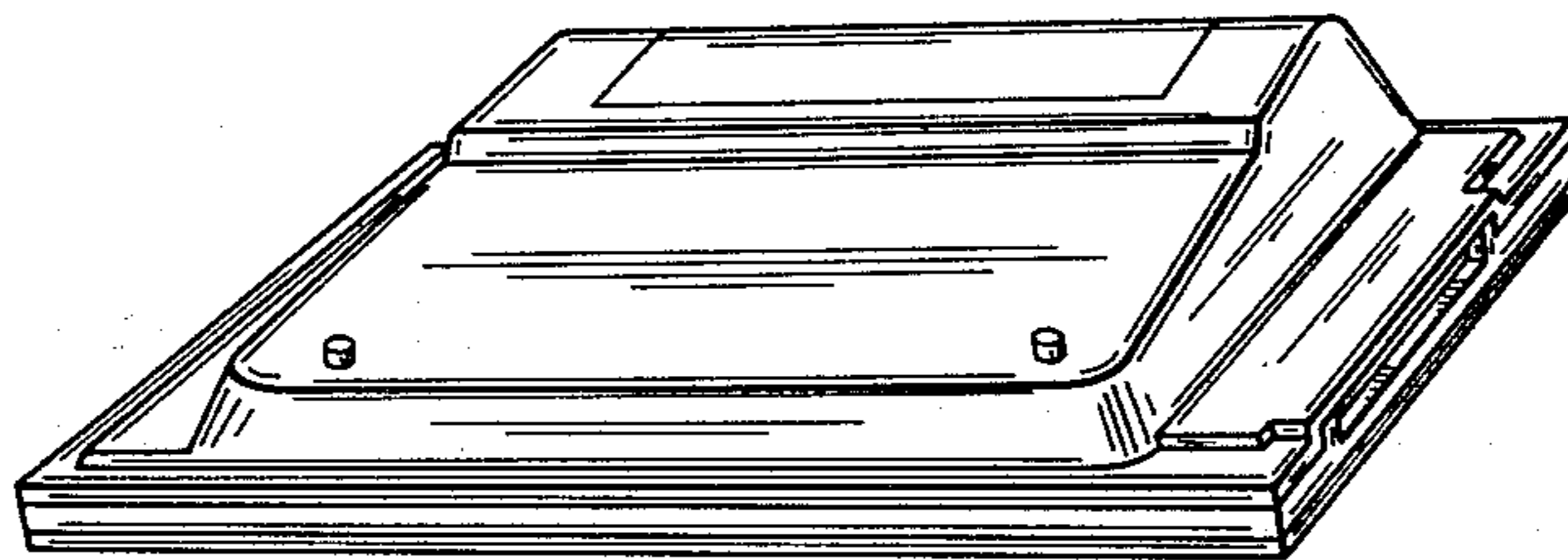

Primary Examiner—Louis S. Zarfes
Attorney, Agent, or Firm—Flehr, Hohbach, Test, Albritton & Herbert


[57] **CLAIM**

The ornamental design for an electronic calculator, as shown and described.


DESCRIPTION

FIG. 1 is a top perspective view of an electronic calculator showing my new design;
FIG. 2 is a bottom perspective view thereof;
FIG. 3 is a top plan view thereof;
FIG. 4 is a bottom plan view thereof;
FIG. 5 is a front elevational view thereof;
FIG. 6 is a rear elevational view thereof;
FIG. 7 is a right side elevational view thereof; and
FIG. 8 is a left side elevational view thereof.

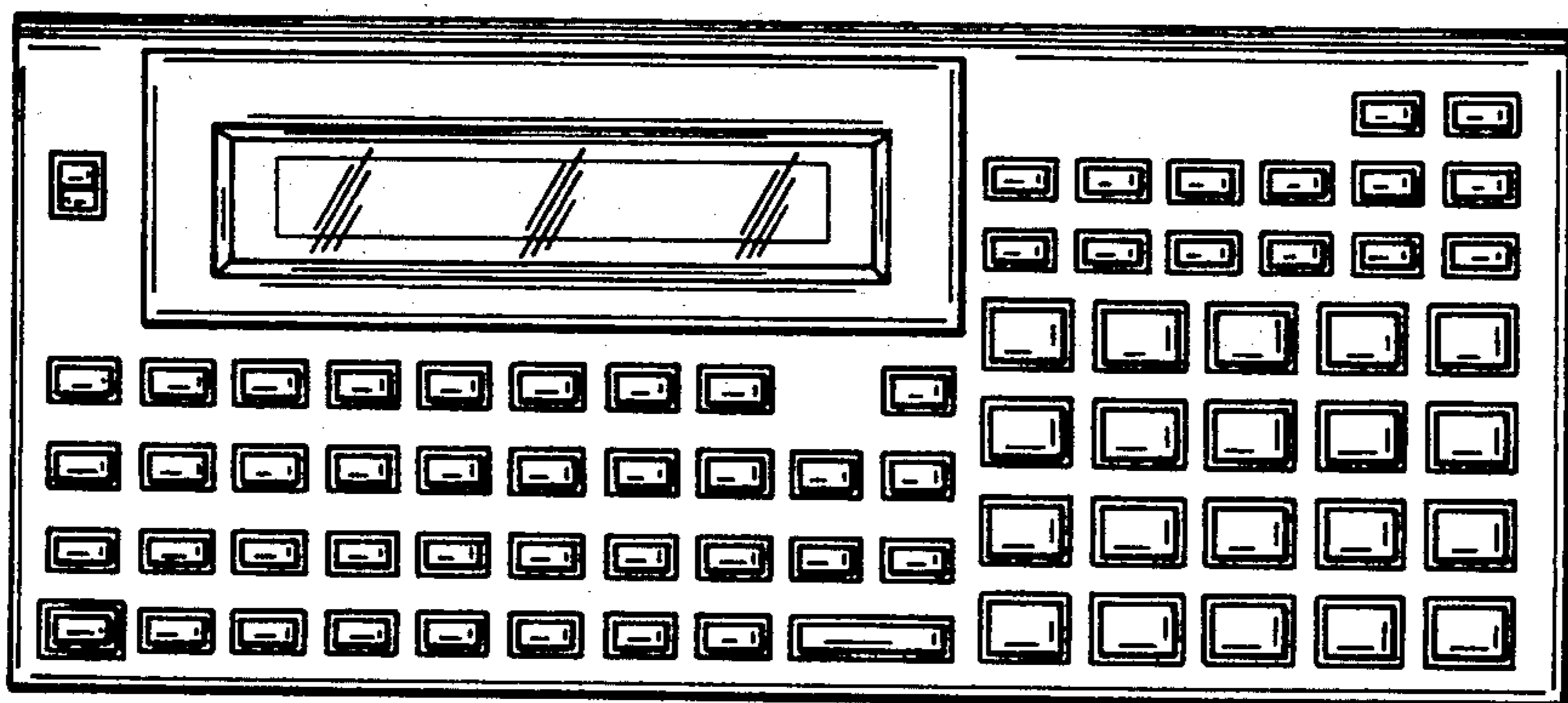





FIG_1




FIG_2




FIG_3




FIG_4



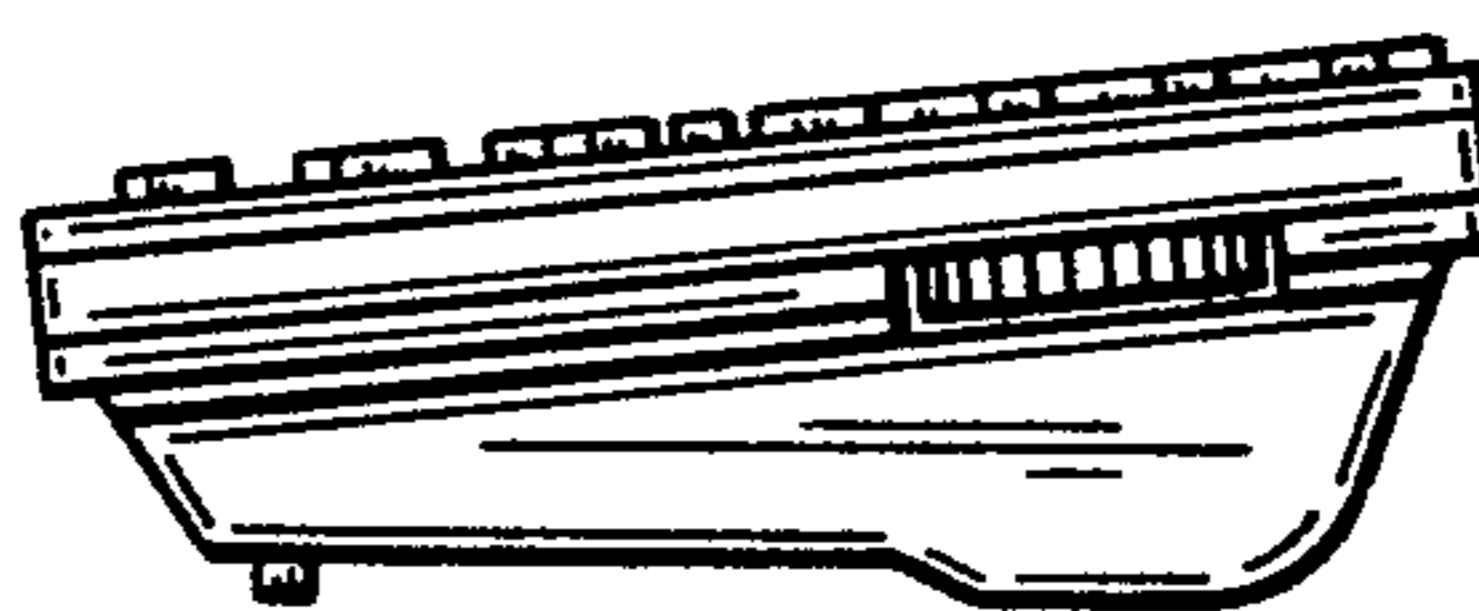
FIG_5



FIG_6



FIG_7



FIG_8