

[54] COMBINED RULER, CLOCK AND CALCULATOR

[76] Inventor: Robert S. K. Li, 2/F., Lee Kee Commercial Bldg., 233 Queen's Rd. Central, Hong Kong, Hong Kong

[**] Term: 14 Years

[21] Appl. No.: 519,557

[22] Filed: Aug. 2, 1983

[30] Foreign Application Priority Data

May 20, 1983 [GB] United Kingdom 1013164

[52] U.S. Cl. D18/2; D18/7; D10/71; D10/15; D10/2

[58] Field of Search D18/2, 7-8, D18/11-12; D10/2, 15, 71; 368/10; 200/5 A, 159 B; 33/125 A, 484-485; 364/562, 706-710

[56] References Cited

U.S. PATENT DOCUMENTS

- D. 201,300 6/1965 Seely D10/71
- D. 248,995 8/1978 Hazama D18/7

- D. 258,740 3/1981 Matsumoto D18/7
- D. 271,025 10/1983 Li D18/2
- D. 279,381 6/1985 Leung D10/2 X
- 1,334,145 3/1920 Eaton D10/71
- 4,158,229 6/1979 Woo 33/125 A X
- 4,282,571 8/1981 Giovannoli 33/125 A X
- 4,382,280 5/1983 Mandel 364/710 X
- 4,404,643 9/1983 Ojima 364/708 x
- 4,530,068 7/1985 Nakanishi 364/706 X

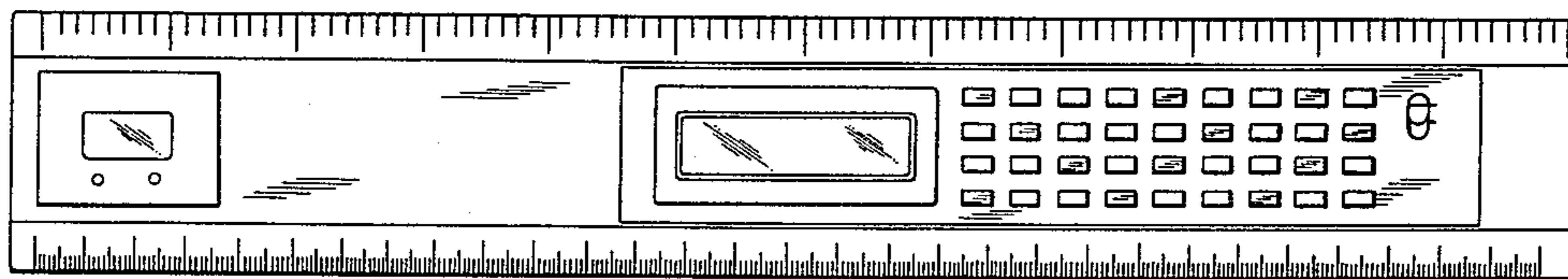
Primary Examiner—Nelson C. Holtje
Attorney, Agent, or Firm—Ladas & Parry

[57] CLAIM

The ornamental design for a combined ruler, clock and calculator, as shown and combined.

DESCRIPTION

FIG. 1 is a top plan view of a combined ruler, clock and calculator, showing my new design;
 FIG. 2 is a bottom plan view thereof;
 FIG. 3 is a front elevational view thereof, the rear being substantially a mirror image thereto;
 FIG. 4 is a right end elevational view thereof;
 FIG. 5 is a left end elevational view thereof.



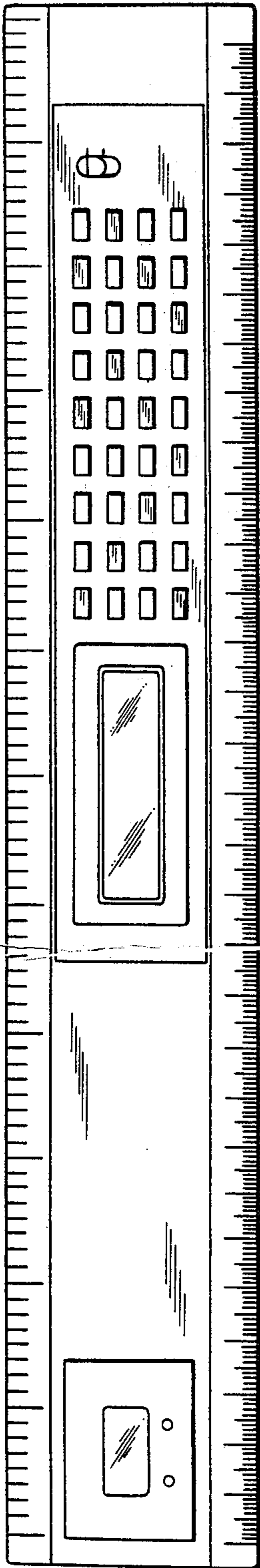


FIG. 1

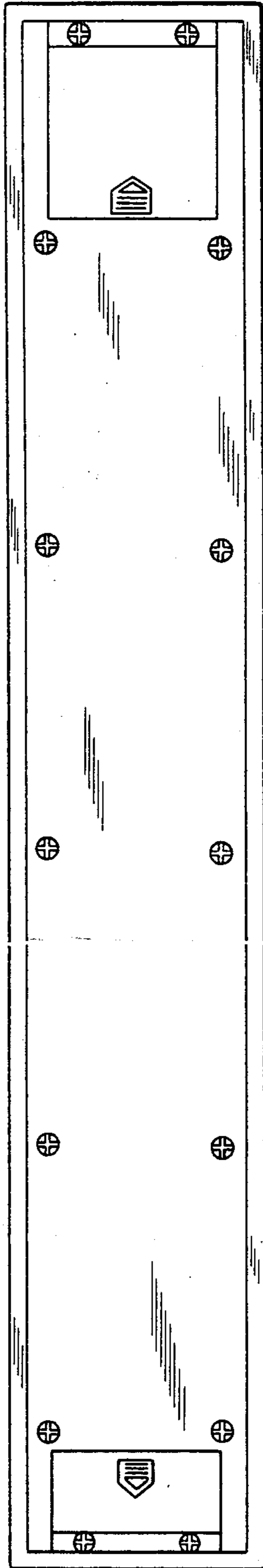


FIG. 2



FIG. 3



FIG. 4



FIG. 5