

[54] CHIME COVER PLATE

[75] Inventor: Monte L. Levin, New York, N.Y.

[73] Assignee: Square D Company, Palatine, Ill.

[**] Term: 14 Years

[21] Appl. No.: 634,894

[22] Filed: Jul. 26, 1984

[52] U.S. Cl. D10/118

[58] Field of Search D10/104, 116, 118, 121;
D11/46; D18/28, 29, 30; D6/300, 309; 340/384
R, 384 E, 392, 393, 394, 404, 405; 116/141

[56] References Cited

U.S. PATENT DOCUMENTS

| | | | | |
|------------|---------|---------------|-------|---------|
| D. 235,722 | 7/1975 | Rettick | | D6/300 |
| D. 248,711 | 8/1978 | Tougas et al. | | D6/300 |
| D. 250,638 | 12/1978 | Donnelly | | D10/118 |
| D. 264,196 | 5/1982 | Doggart | | D10/118 |
| D. 274,992 | 8/1984 | Levin | | D10/118 |
| 2,112,779 | 3/1938 | Katz | | D11/46 |
| 2,265,918 | 6/1940 | Bangs | | D11/46 |

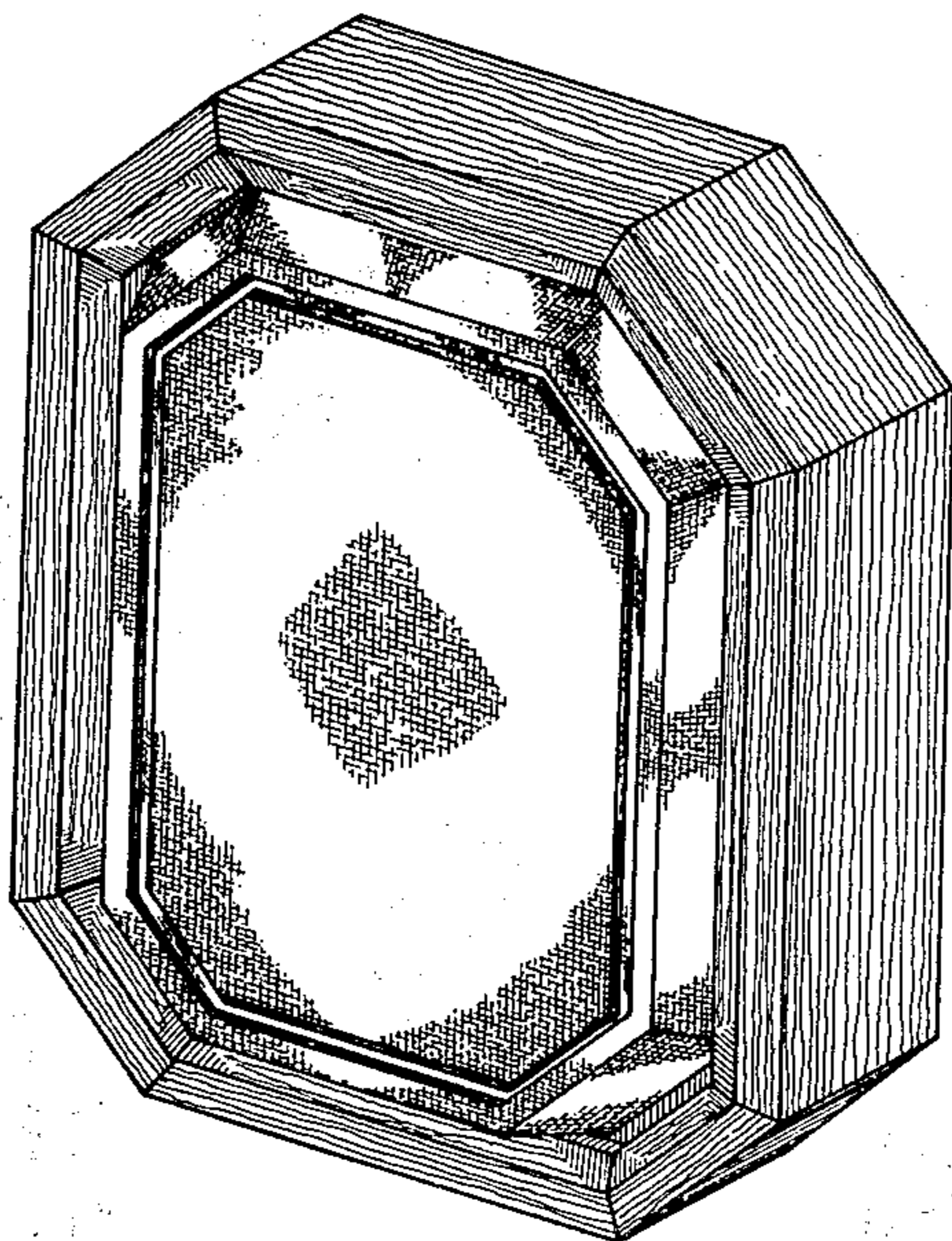
Primary Examiner—B. J. Bullock
Assistant Examiner—Suzanne N. Gitlin
Attorney, Agent, or Firm—Stephen A. Litchfield

[57] CLAIM

The ornamental design for a chime cover plate, substantially as shown and described.

DESCRIPTION

FIG. 1 is a front perspective view of a chime cover plate showing my new design;
FIG. 2 is a front elevational view thereof;
FIG. 3 is a rear elevational view thereof;
FIG. 4 is a top plan view thereof;
FIG. 5 is a side elevational view taken from the left of FIG. 1;
FIG. 6 is a front perspective view of a second embodiment of FIG. 1, the only difference being the addition of a monogram attached to the front of the cover plate;
FIG. 7 is a top plan view of FIG. 6.
The mesh-like fabric pattern seen in FIGS. 1, 2, 4, 5, 6 and 7 is understood to repeat uniformly throughout the defined areas.



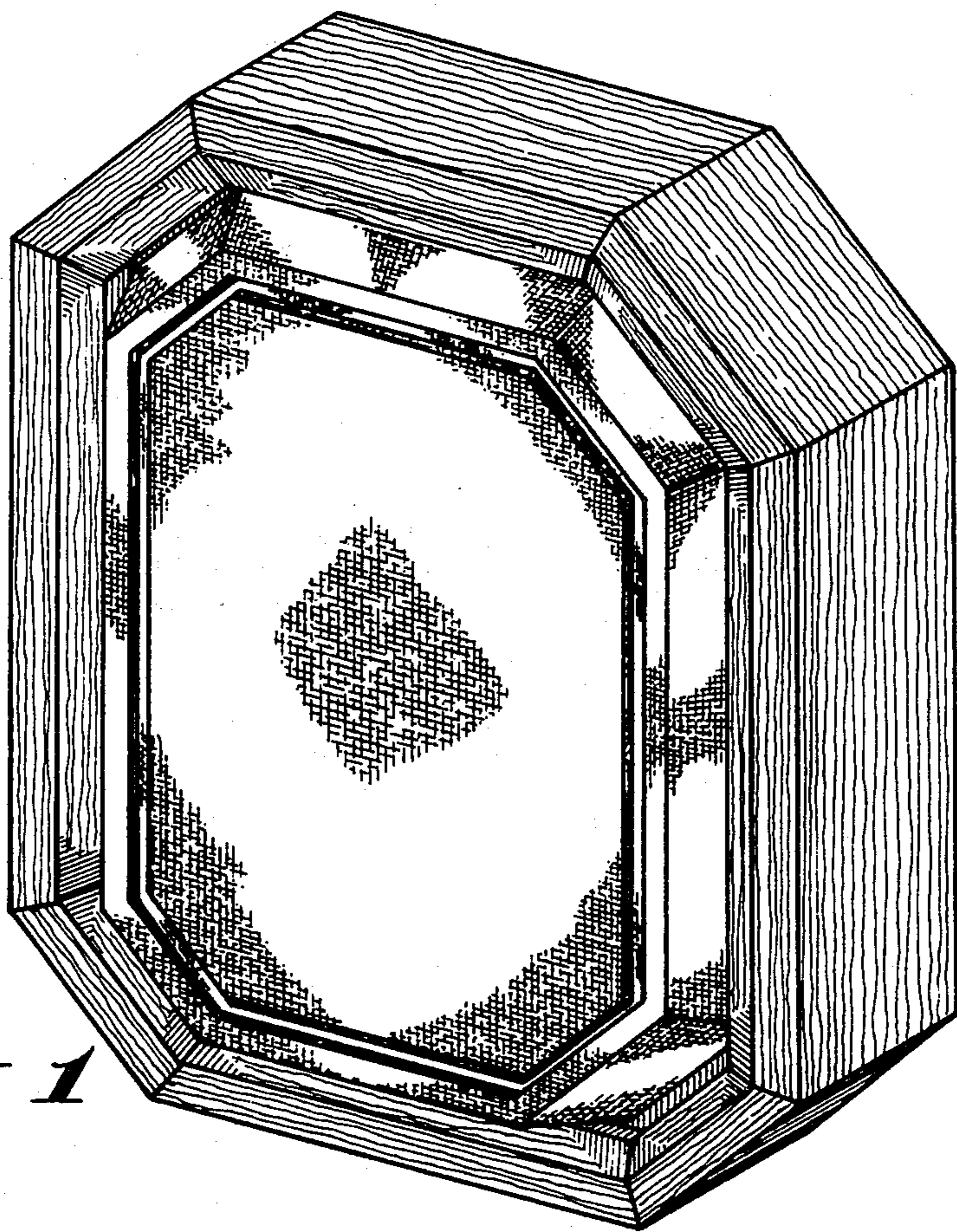


Fig. 1




Fig. 2

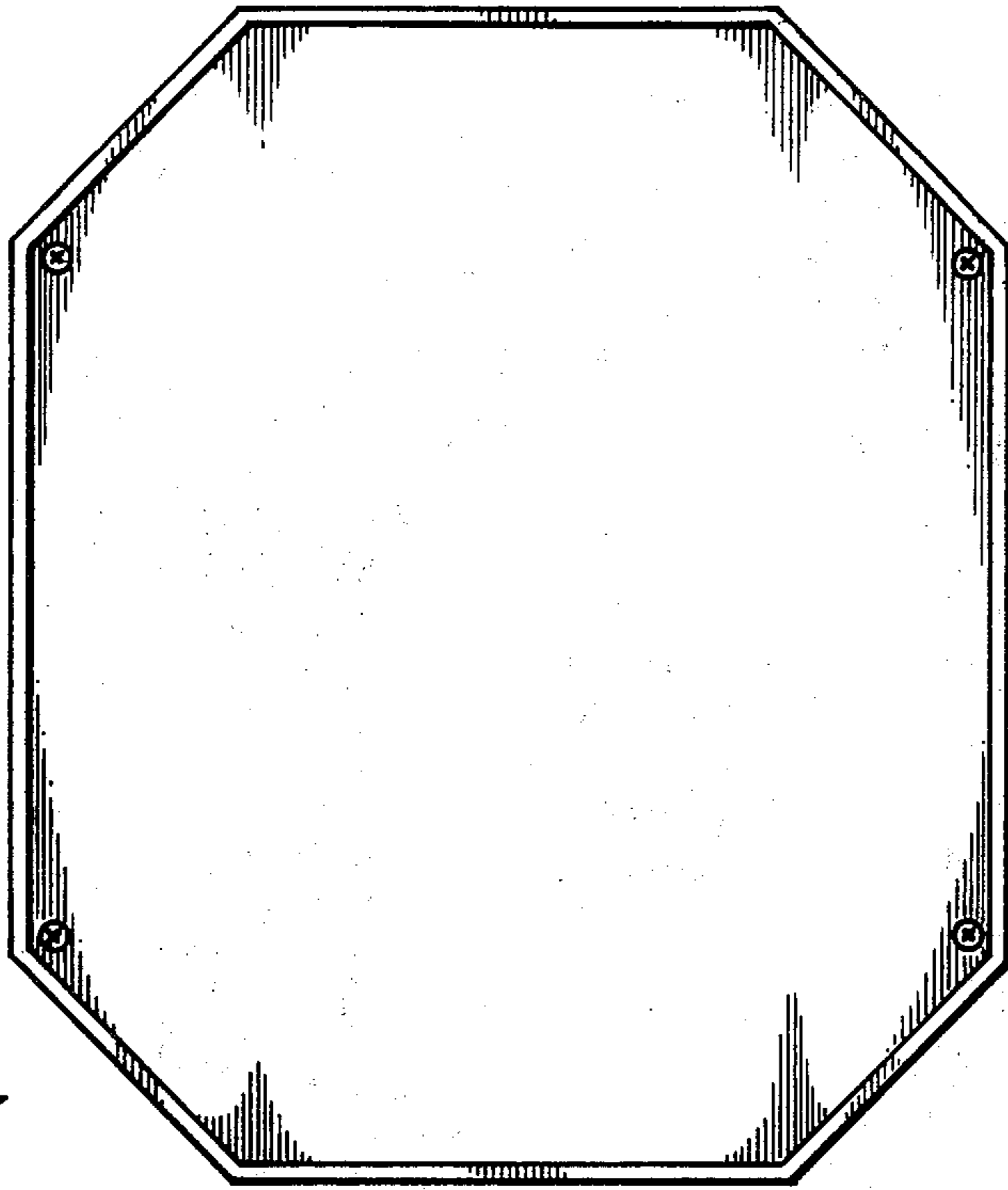


Fig. 3




Fig. 4




Fig. 5

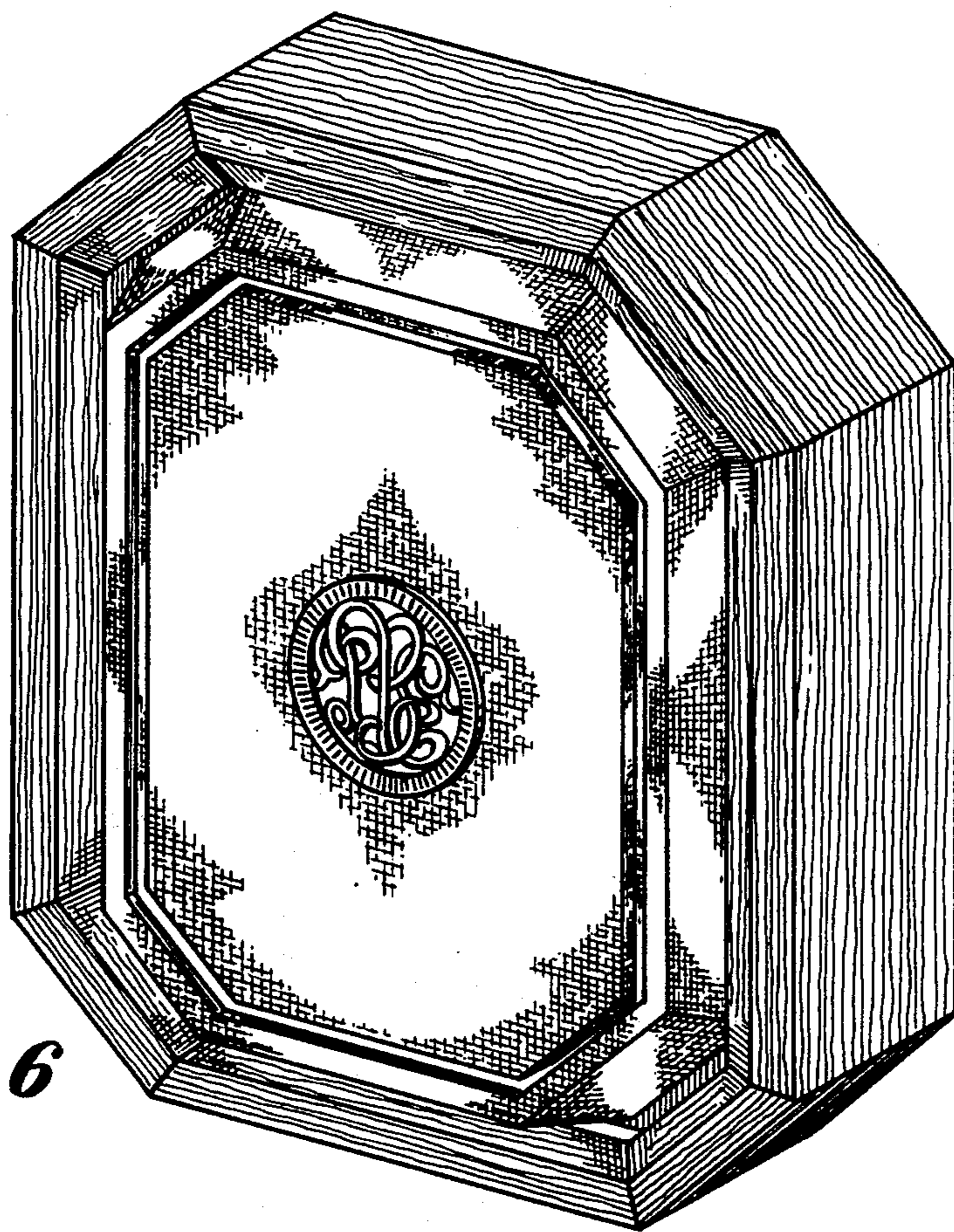


Fig. 6




Fig. 7