

United States Patent [19]

Yonts

[11] Patent Number: **Des. 284,128**

[45] Date of Patent: **** Jun. 3, 1986**

[54] **THREAD CLEANER**

[76] Inventor: **Paul D. Yonts, R.R. 3, Box 64, Lexington, Ind. 47138**

[**] Term: **14 Years**

[21] Appl. No.: **534,973**

[22] Filed: **Sep. 22, 1983**

[52] U.S. Cl. **D32/46**

[58] Field of Search **15/104 R, 104.01 R, 15/104.01 P, 104.04, 236; 30/169, 170, 171, 172; D32/40, 46, 48, 49, 35**

[56] **References Cited**

U.S. PATENT DOCUMENTS

D. 242,687	12/1976	Broberg, Jr.	D32/49
D. 243,312	2/1977	Chaney	D32/46
1,706,050	3/1929	Van Duzer	15/104.01 P
2,480,745	8/1949	Law	15/104.01 P
2,709,271	5/1955	Law	15/104.01 P

Primary Examiner—Catherine E. Kemper
Attorney, Agent, or Firm—Woodard, Weikart, Emhardt & Naughton

[57] **CLAIM**

The ornamental design for a thread cleaner, as shown and described.

DESCRIPTION

FIG. 1 is a front elevational view of a thread cleaner showing my new design;

FIG. 2 is a top plan view thereof.

FIG. 3 is a left side elevational view thereof.


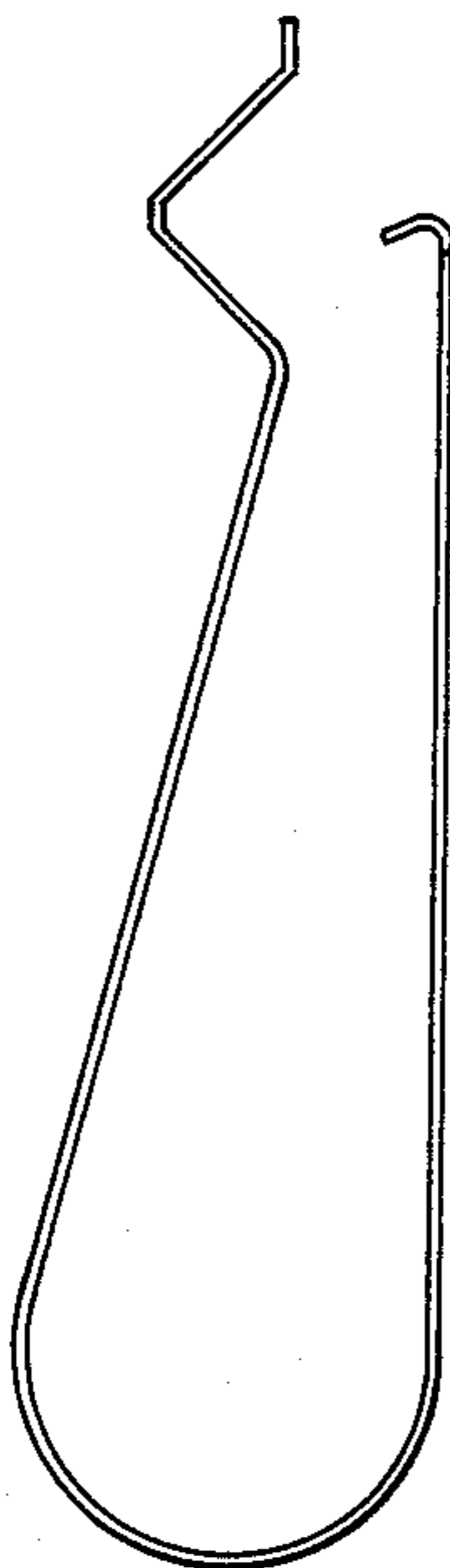
FIG. 4 is a front elevational view thereof.

FIG. 5 is a rear elevational view thereof.

FIG. 6 is a bottom view thereof.

The appearance of the right side is a mirror image of that of the left side shown in FIG. 3.

The broken line disclosure in FIG. 1 is for illustrative purposes only and forms no part of the claimed design.



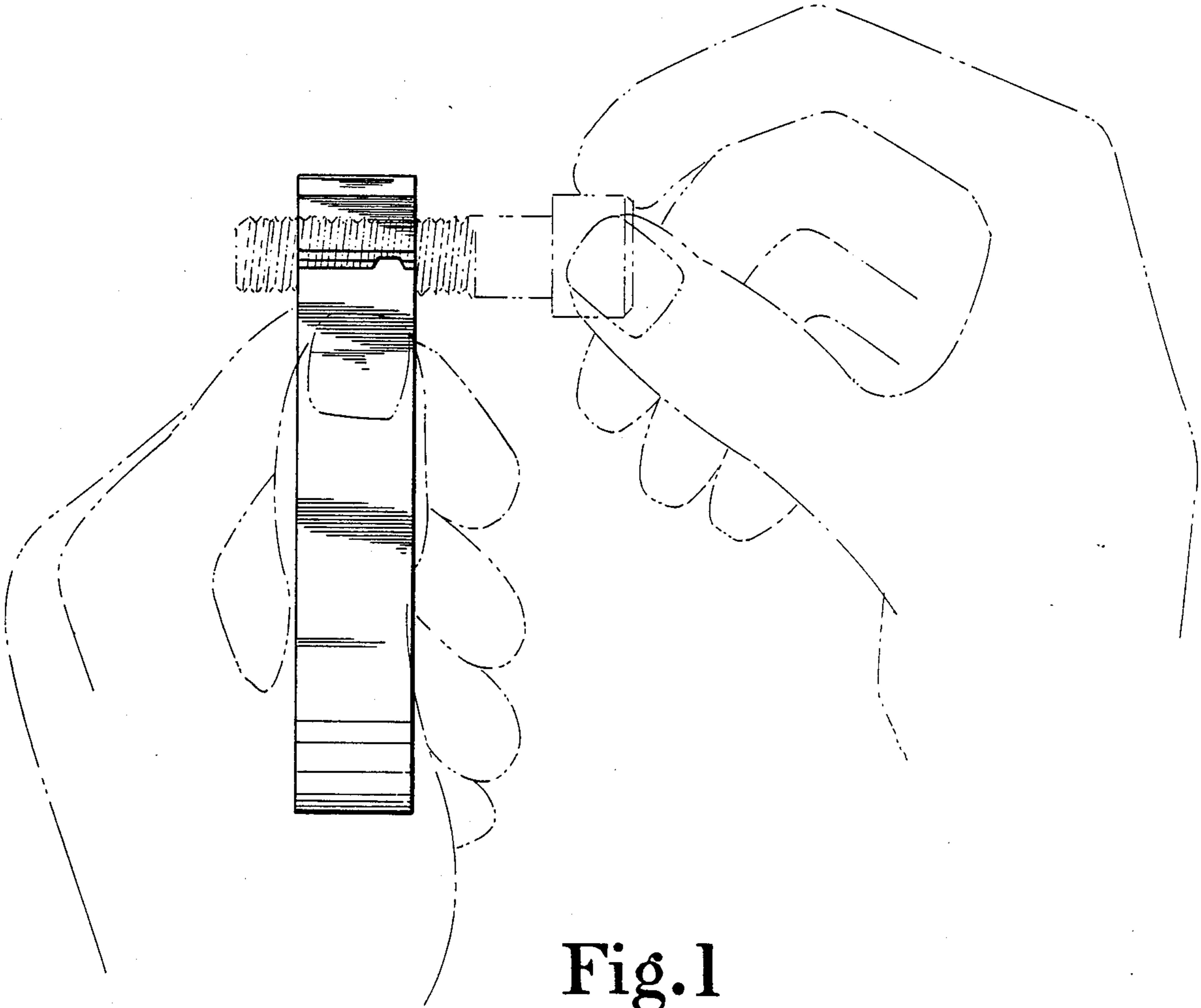


Fig.1




Fig. 2




Fig. 3

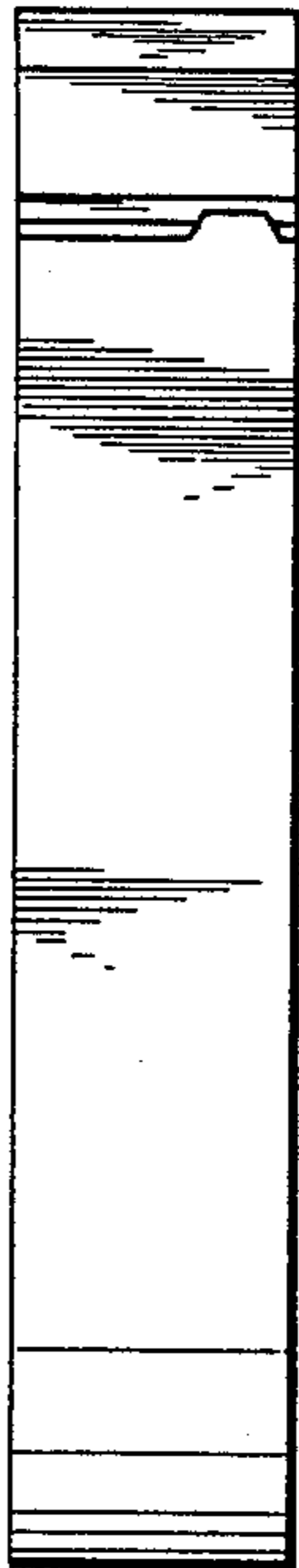


Fig. 4




Fig. 5

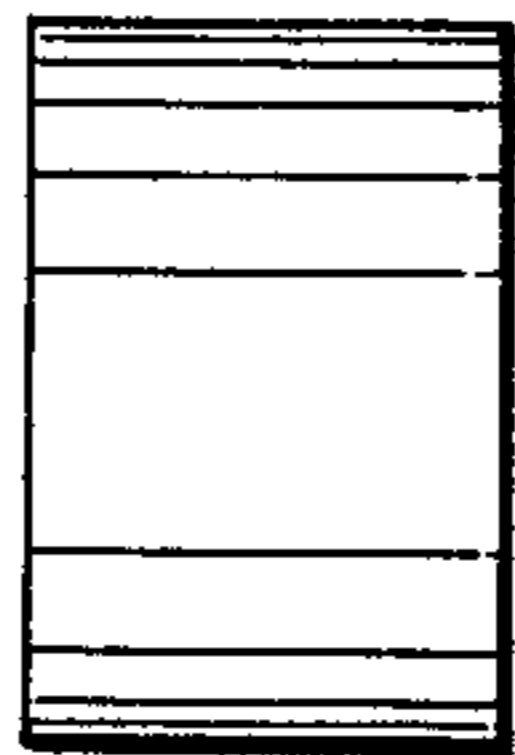


Fig. 6