

United States Patent [19]

Baumgartner

[11] Patent Number: **Des. 284,118**

[45] Date of Patent: **** Jun. 3, 1986**

[54] FOOT FILE

[75] Inventor: **Robert L. Baumgartner, Bartlett, Tenn.**

[73] Assignee: **Scholl, Inc., Memphis, Tenn.**

[**] Term: **14 Years**

[21] Appl. No.: **637,092**

[22] Filed: **Aug. 2, 1984**

[52] U.S. Cl. **D28/59**

[58] Field of Search **D28/7-10, D28/56, 57, 59, 62, 99; D24/23, 28, 36; 132/1 R, 9, 88.5, 73-76.5**

[56] **References Cited**

U.S. PATENT DOCUMENTS

D. 118,318	10/1939	Fortunati	D24/28
D. 123,291	10/1940	Crompton	D28/59
D. 276,276	11/1984	Bankier	D28/59
1,700,076	1/1929	Riggsbee	132/76.5

2,563,163 8/1951 Exibard 132/76.4

FOREIGN PATENT DOCUMENTS

477443 10/1915 France 132/76.4

OTHER PUBLICATIONS

Photo of Scholl Foot File Marketed 4/1984 (submitted by applicant in paper #2).

Primary Examiner—Louis S. Zarfes

Attorney, Agent, or Firm—Gerald S. Rosen; Thomas D. Hoffman

[57] CLAIM

The ornamental design for a foot file, substantially as shown and described.

DESCRIPTION

FIG. 1 is a top plan view of a foot file showing our new design.

FIG. 2 is a side elevational view thereof.

FIG. 3 is a bottom plan view thereof.

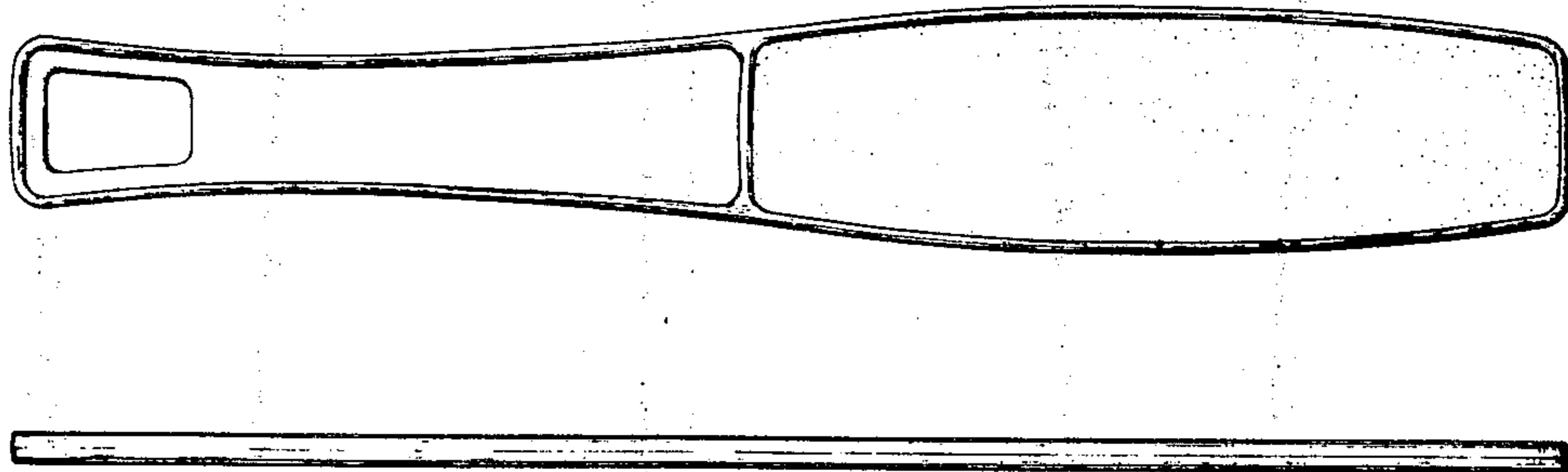


FIG. 1

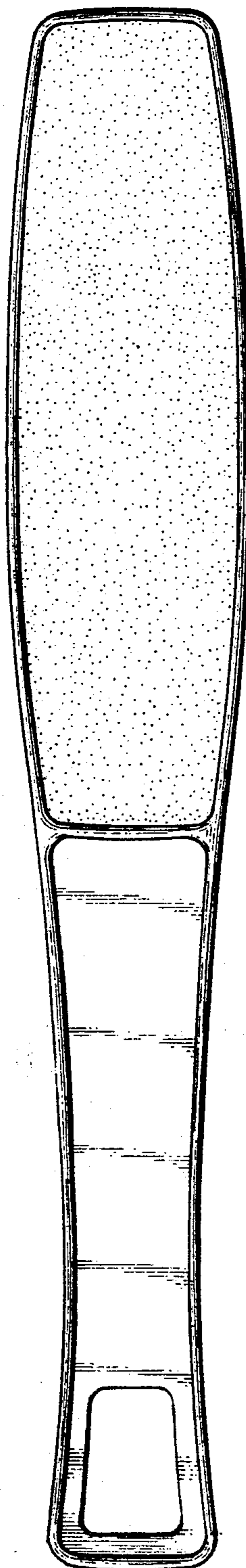


FIG. 2

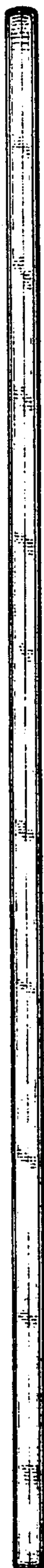


FIG. 3

