

[54] PEDAL PAD FOR AUTOMOTIVE VEHICLES

[75] Inventor: Frank T. Eichstadt, Westminster, Calif.

[73] Assignee: Mr. Gasket Company, Cleveland, Ohio

[\*\*] Term: 14 Years

[21] Appl. No.: 548,648

[22] Filed: Nov. 4, 1983

[52] U.S. Cl. .... D12/174

[58] Field of Search ..... D12/174, 203; D25/69; 74/560, 563, 564; 280/169

[56] References Cited

U.S. PATENT DOCUMENTS

|           |         |         |       |         |
|-----------|---------|---------|-------|---------|
| D. 13,422 | 11/1882 | Pope    | ..... | D12/203 |
| D. 28,657 | 5/1898  | Du Brul | ..... | D12/174 |
| 1,182,579 | 5/1916  | Mason   | ..... | 74/563  |
| 1,601,708 | 9/1926  | Thomas  | ..... | 280/169 |

FOREIGN PATENT DOCUMENTS

523405 1/1920 France ..... 280/169

Primary Examiner—James M. Gandy

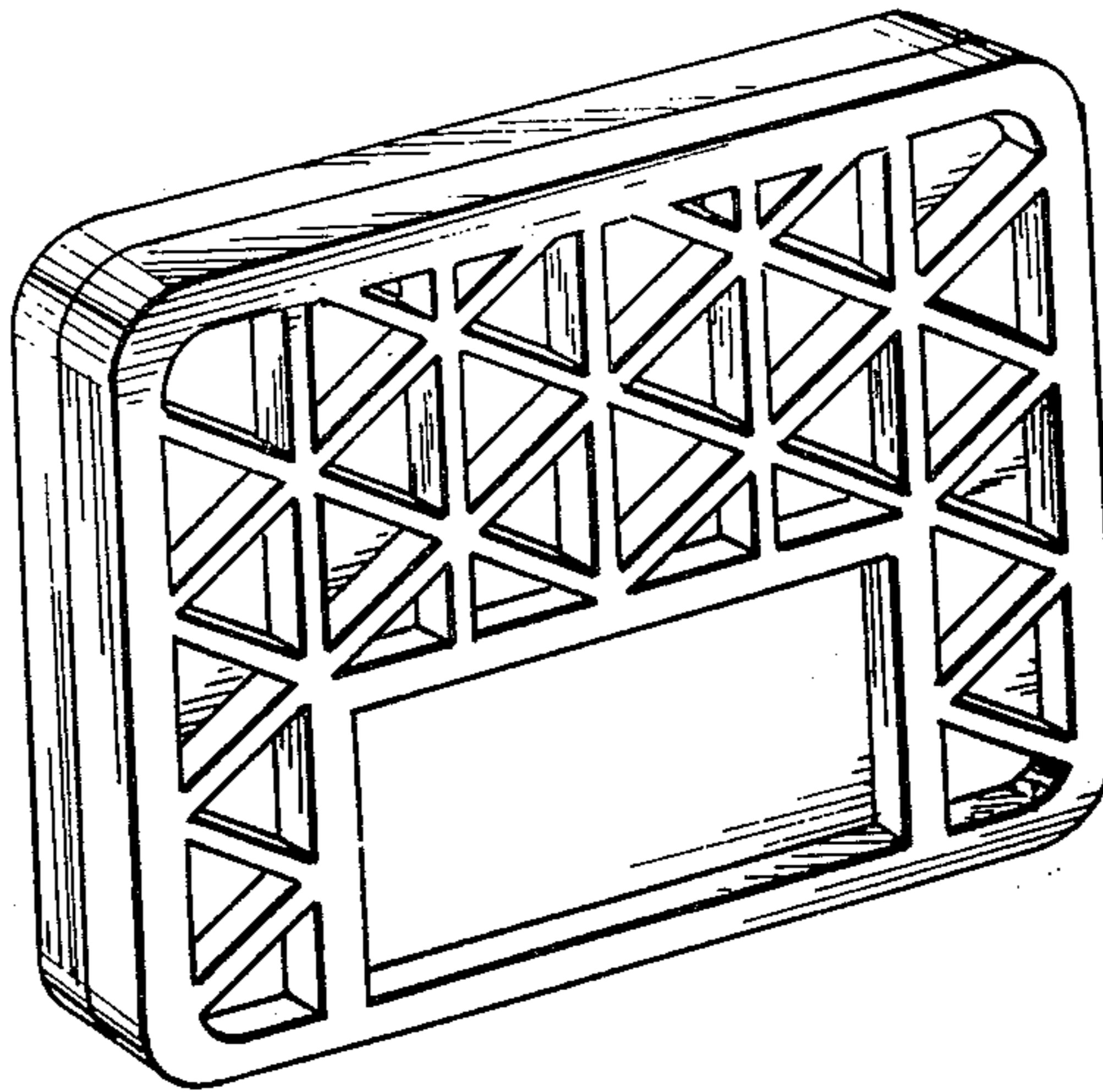
Attorney, Agent, or Firm—Royslance, Abrams, Berdo & Goodman

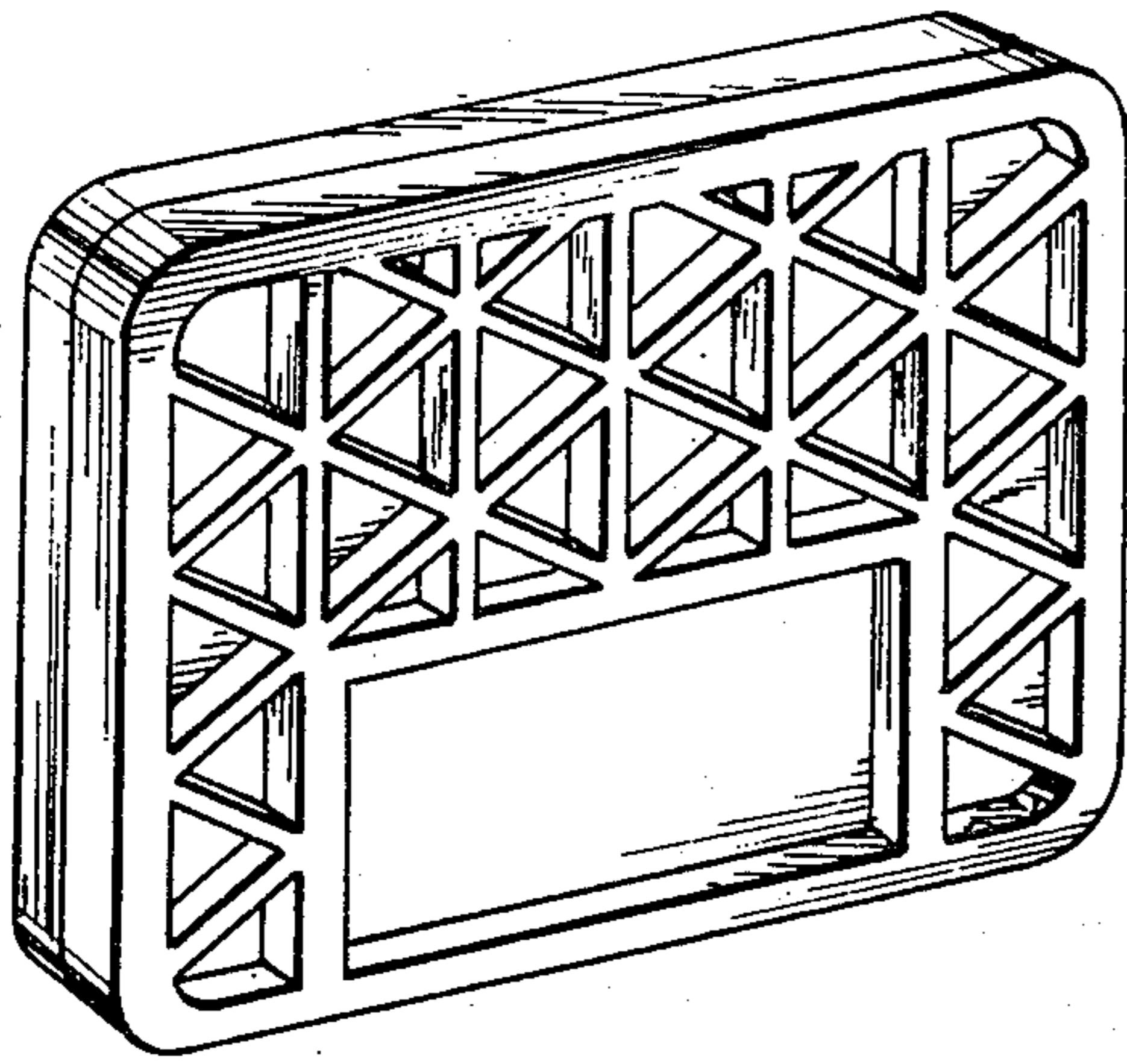
[57] CLAIM

The ornamental design for a pedal pad for automotive vehicles, as shown and described.

DESCRIPTION

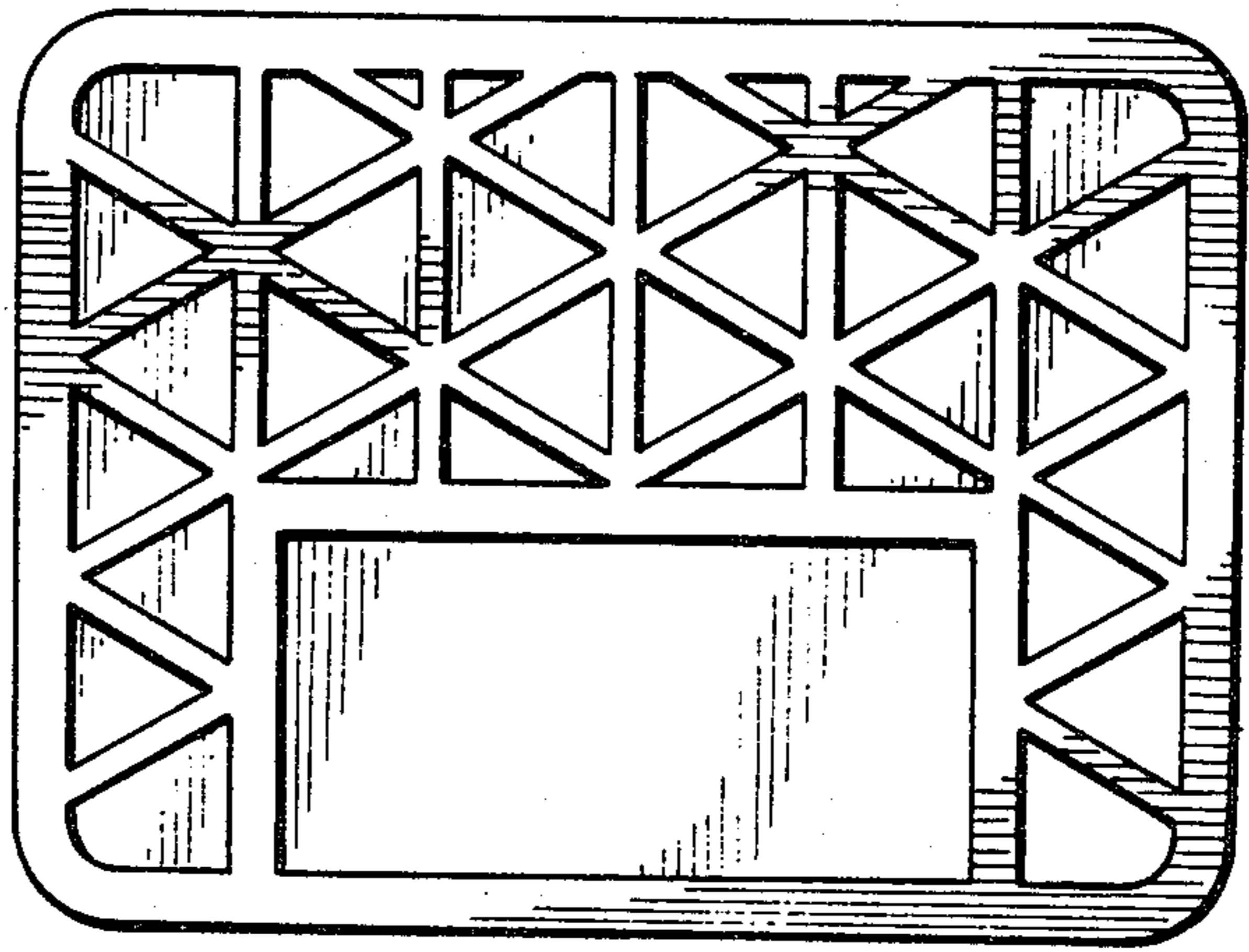
FIG. 1 is a perspective view of a pedal pad for automotive vehicles showing my new design;  
 FIG. 2 is a top plan view thereof to an enlarged scale;  
 FIG. 3 is a bottom plan view thereof to an enlarged scale;  
 FIG. 4 is a side elevation view thereof to an enlarged scale; and  
 FIG. 5 is a front elevation view thereof to an enlarged scale, it being understood that the rear is a mirror image of the front shown.



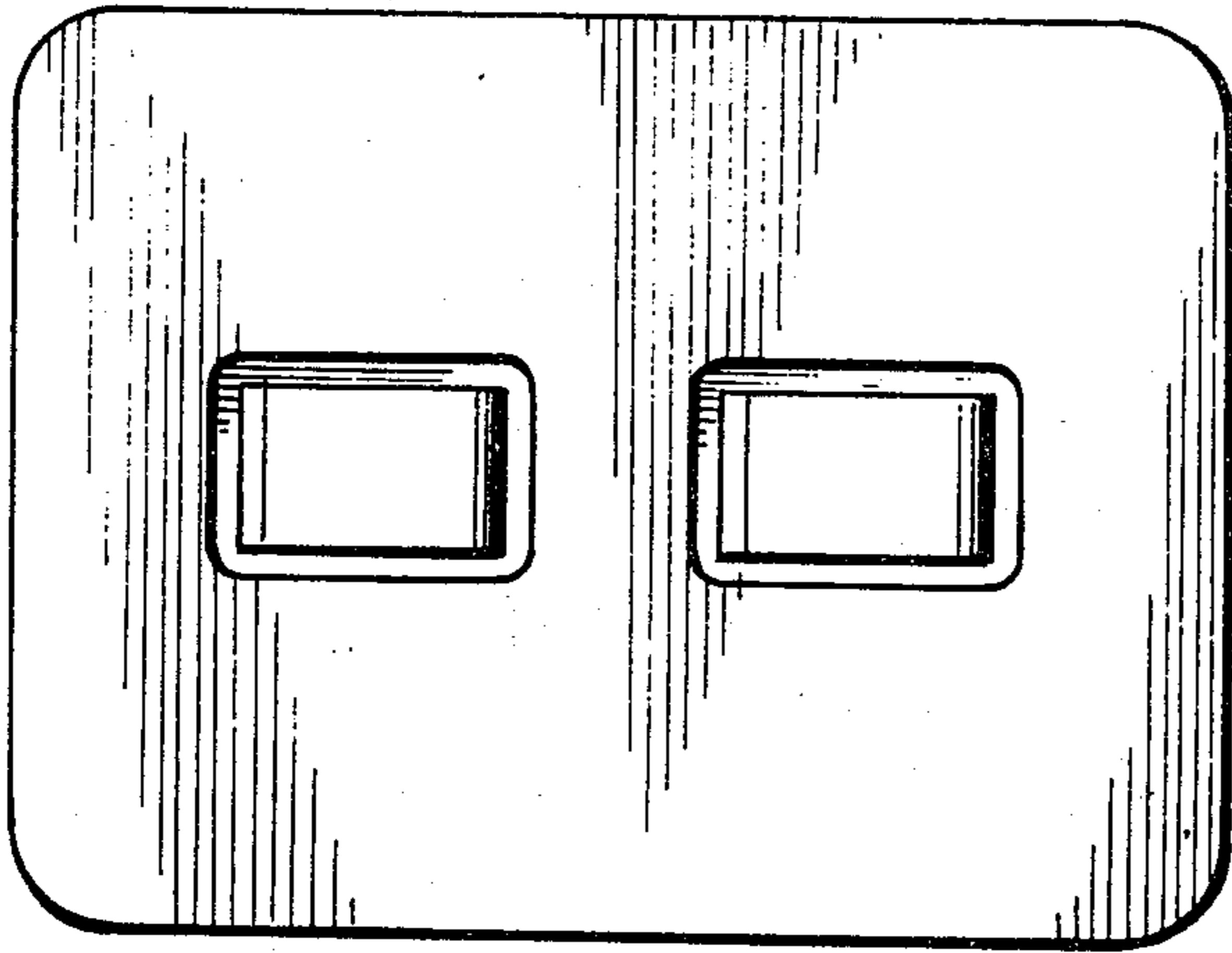


**FIG. 1**


**FIG. 2**



**FIG. 3**



**FIG. 4**



**FIG. 5**

**Disclaimer**

Des. 284,071.—*Frank T. Eichstadt*, Westminister, Calif. PEDAL PAD FOR AUTOMOTIVE VEHICLES. Patent dated June 3, 1986. Disclaimer filed Mar. 29, 1989 by the assignee, Mr. Gasket Co.

Hereby enters this disclaimer to the entire term of said patent.  
[*Official Gazette May 9, 1989* ]