

[54] TIE CLASP

2,606,349 8/1952 Albrecht 24/49 A

[76] Inventors: Frank Vitello, 1606 Miles St.; Richard D. Snider, 422 1/2 First St., both of Logansport, Ind. 46947

Primary Examiner—Bernard Ansher
Assistant Examiner—Theodore M. Shooman
Attorney, Agent, or Firm—George A. Gust

[**] Term: 14 Years

[57] CLAIM

[21] Appl. No.: 558,613

The ornamental design for a tie clasp, as shown and described.

[22] Filed: Dec. 6, 1983

[52] U.S. Cl. D2/448; D2/410

[58] Field of Search D2/407, 405, 410, 419, D2/420, 428, 429, 430, 431, 448; 24/49 R, 49 C, 49 CF, 49 A; D22/30

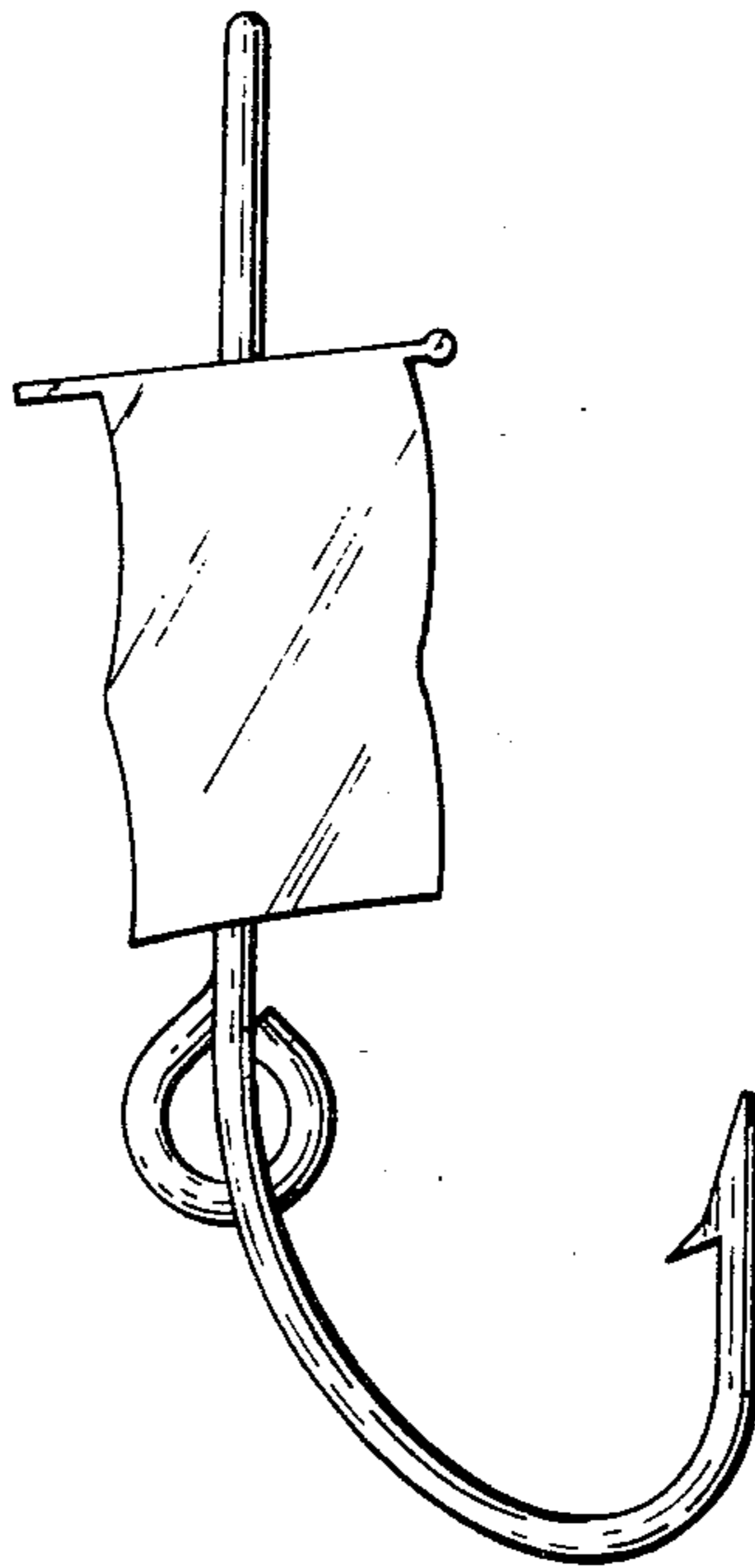
DESCRIPTION

[56] References Cited

U.S. PATENT DOCUMENTS

D. 131,288	2/1942	Vernon	D2/407
D. 160,051	9/1950	Anderson	D2/430
D. 258,275	2/1981	Ryan	D2/405 X
D. 276,360	11/1984	Sitton	D22/30
1,295,370	2/1919	Porter	D22/30
1,764,778	6/1930	Carlson	D2/430 X
2,084,738	6/1937	Manker	24/49 A

FIG. 1 is a front elevation view of a tie clasp showing our new design;
 FIG. 2 is a front elevation view of a second embodiment of the tie clasp of our new design;
 FIG. 3 is a rear elevation view of the tie clasp of FIG. 1;
 FIG. 4 is a left side elevation view of the tie clasp of FIG. 1;
 FIG. 5 is a right side elevation view of the tie clasp of FIG. 1;
 FIG. 6 is a bottom plan view of the tie clasp of FIG. 1; and
 FIG. 7 is a top plan view of the tie clasp of FIG. 1.



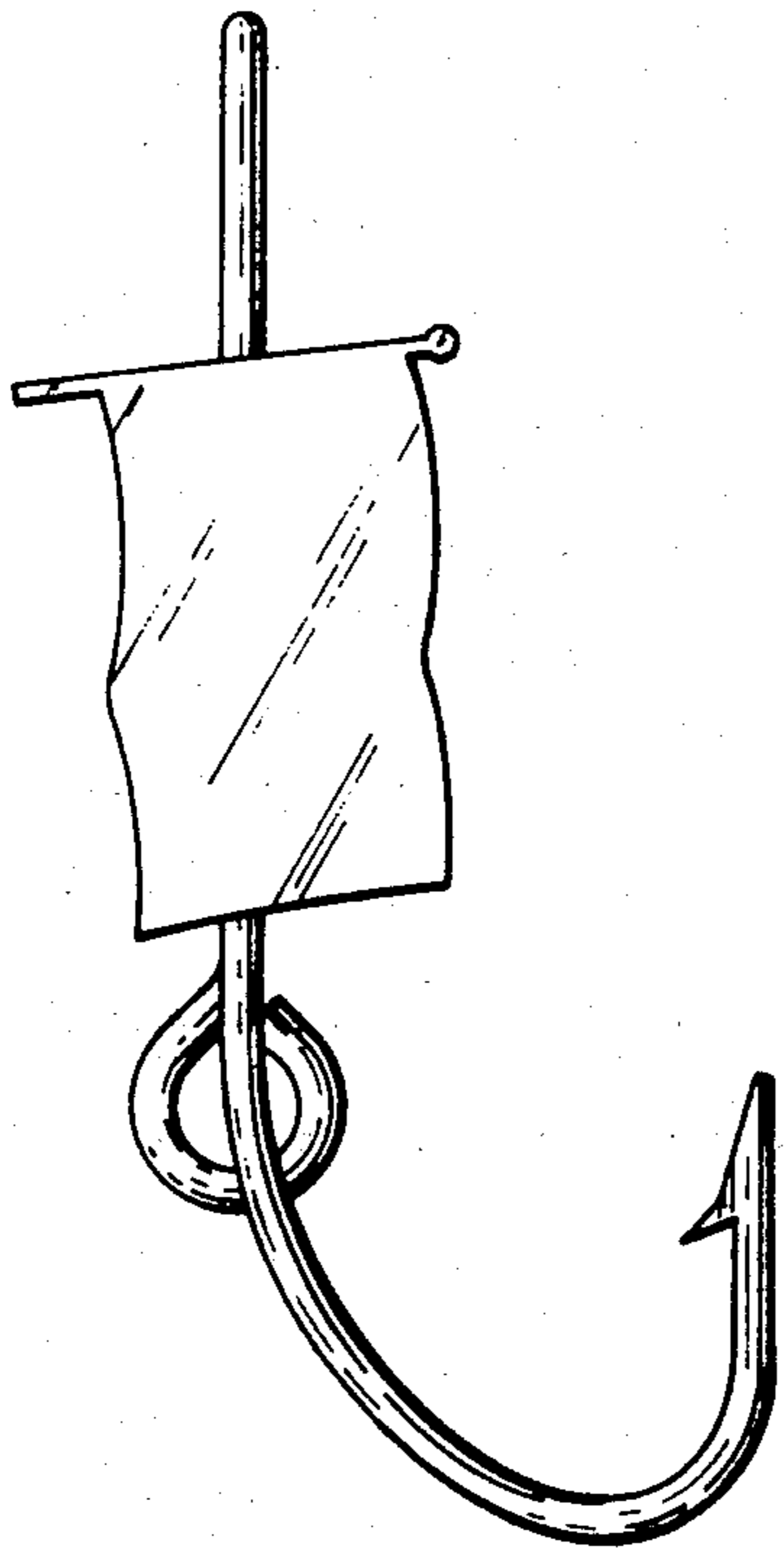


FIG. 1




FIG. 2

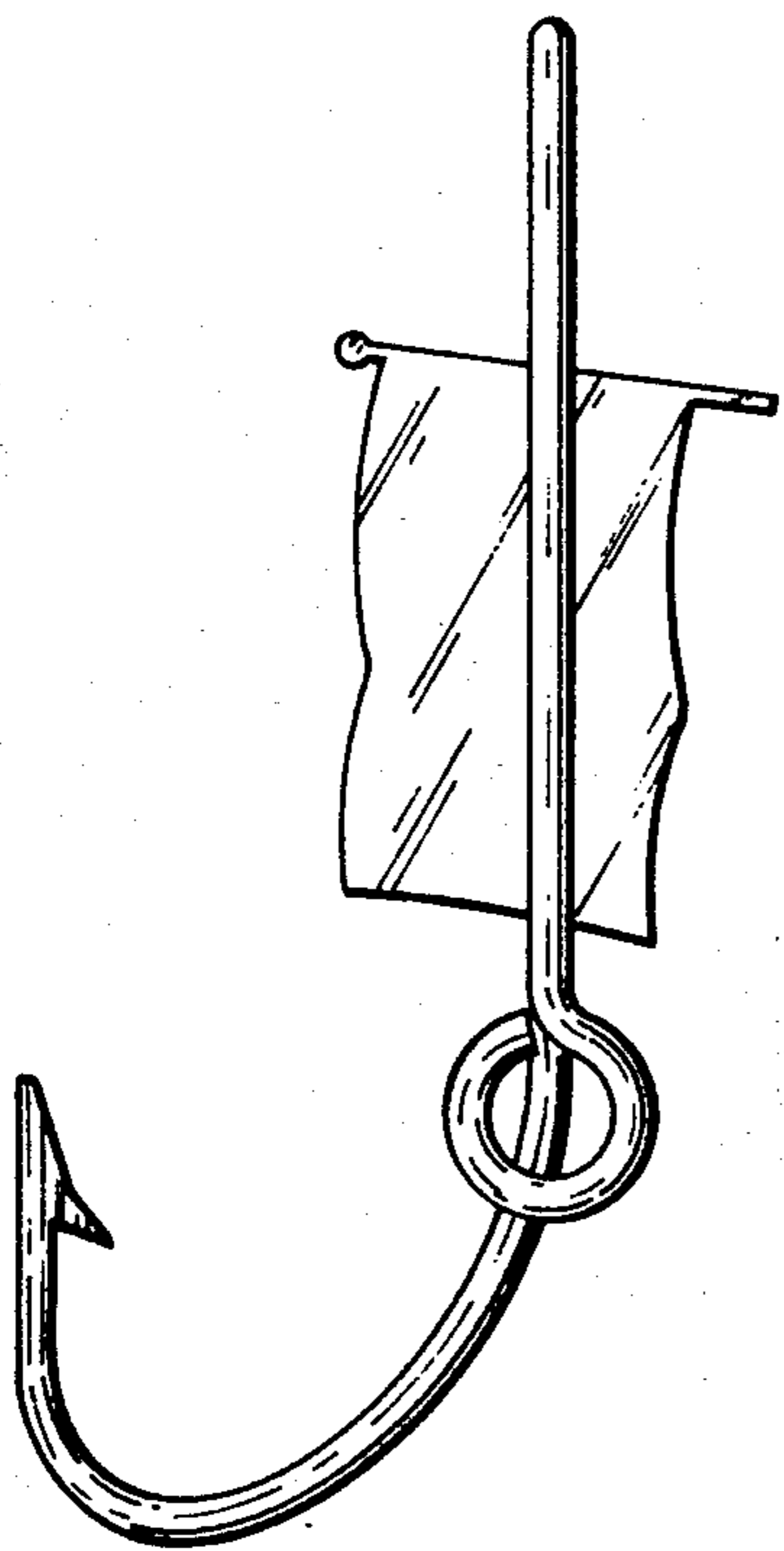


FIG. 3



FIG. 4



FIG. 5



FIG. 6



FIG. 7