

[54] EXPANSIBLE PROPORTIONAL RULE

[76] Inventor: Gary M. Sogorka, 78 Gould Rd., New Foundland, N.J. 07435

[**] Term: 14 Years

[21] Appl. No.: 484,481

[22] Filed: Apr. 13, 1983

[52] U.S. Cl. D10/71; D10/61; D10/72

[58] Field of Search D10/70, 71, 72, 74, D10/61, 62; 33/494

[56] References Cited

U.S. PATENT DOCUMENTS

D. 135,418	4/1943	Turner	D10/71
D. 239,093	3/1976	Balla	D10/71
D. 248,456	7/1978	DeLuca	D10/71
D. 277,365	1/1985	Sogorka	D10/61
787,974	4/1905	Clark	33/494
1,528,992	3/1925	Rose	33/494
1,595,422	8/1926	Rose	D10/71 X

Primary Examiner—Nelson C. Holtje

Attorney, Agent, or Firm—Bernard J. Murphy

[57] CLAIM

The ornamental design for an expansible proportional rule, as shown and described.

DESCRIPTION

FIG. 1 is a top plan view of an expansible proportional rule showing my new design; FIG. 2 is a front edge elevational view thereof, the

raised portions of the rear edge having been omitted for ease of illustration;

FIG. 3 is a bottom plan view thereof;

FIG. 4 is a rear edge elevational view thereof, the raised portions of the front edge having been omitted for ease of illustration;

FIG. 5 is a left end elevational view thereof;

FIG. 6 is a right end elevational view thereof;

FIG. 7 is a top plan view of another embodiment of my new design of FIGS. 1-6;

FIG. 8 is a front edge elevational view thereof, the raised portions of the front edge having been omitted for ease of illustration;

FIG. 9 is a bottom plan view thereof;

FIG. 10 is a left end elevational view thereof;

FIG. 11 is right end elevational view thereof;

FIG. 12 is a top plan view of a third embodiment of my new design of FIGS. 1-6, the bottom plan view being identical to FIG. 3;

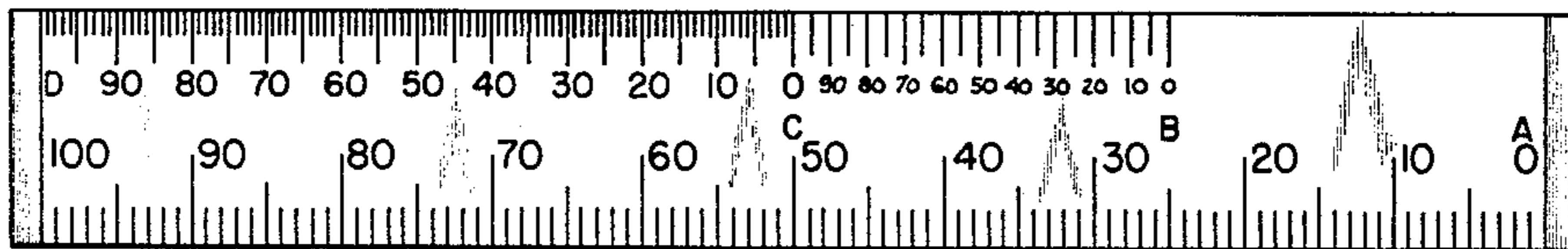
FIG. 13 is a typical front or rear edge elevational view of the third and fourth embodiments of the design;

FIG. 14 is a typical left or right end elevational view of the third and fourth embodiments of the design;

FIG. 15 is a top plan view of a fourth embodiment of my new design of FIGS. 1-6, the bottom plan view being flat, plain and unornamented.

FIG. 3, besides being an illustration of the reverse face of the embodiment of the rule of FIG. 1, is also a true visual representation of the reverse face of the rule embodiment of FIG. 12; and

The reverse face of the embodiment of FIG. 15, which is not shown, is blank (i.e., without graduation scales).



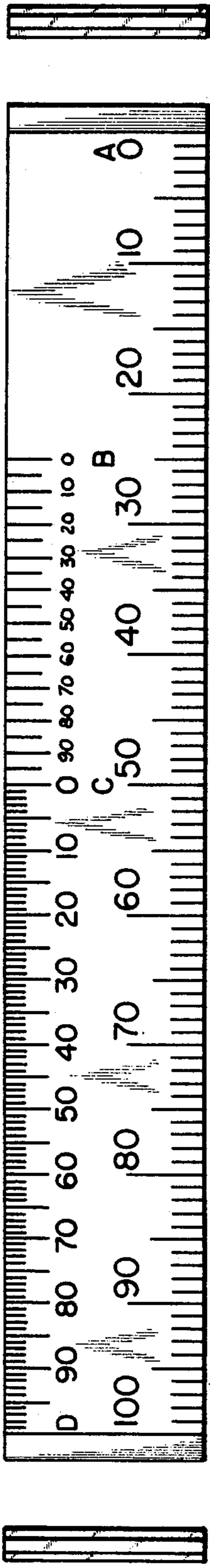


FIG. 5

FIG. 1

FIG. 6



FIG. 2

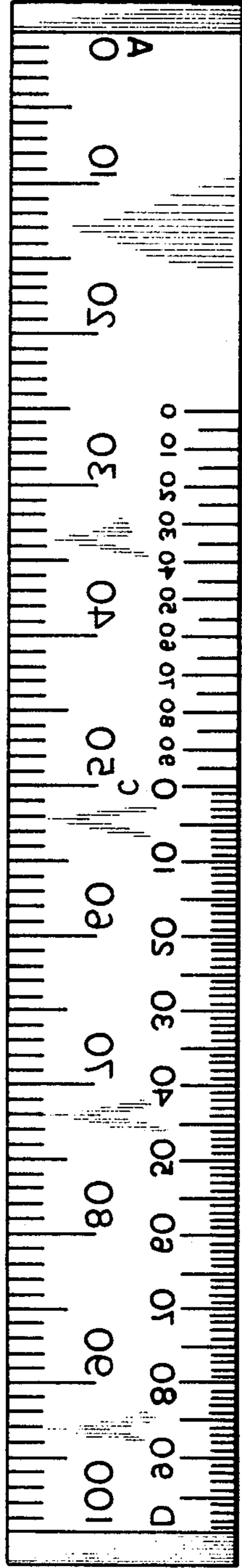


FIG. 3

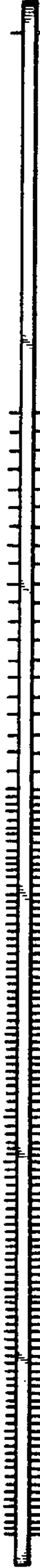


FIG. 4

FIG. 11




FIG. 10

FIG. 7

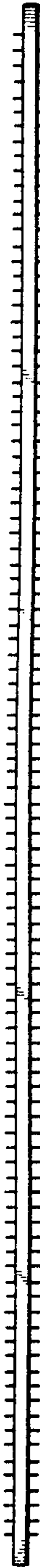


FIG. 8

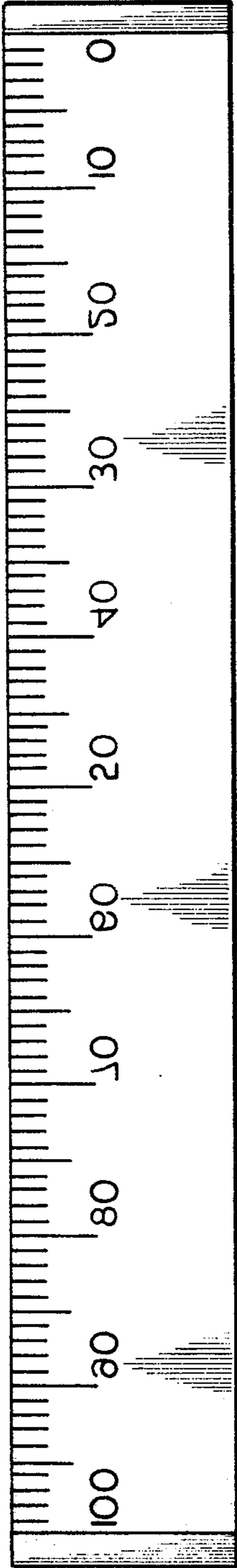


FIG. 9

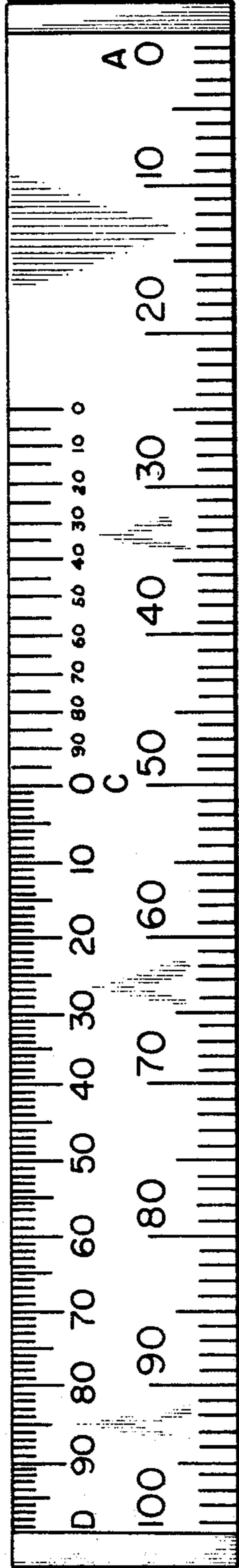


FIG. 12

FIG. 14



FIG. 13

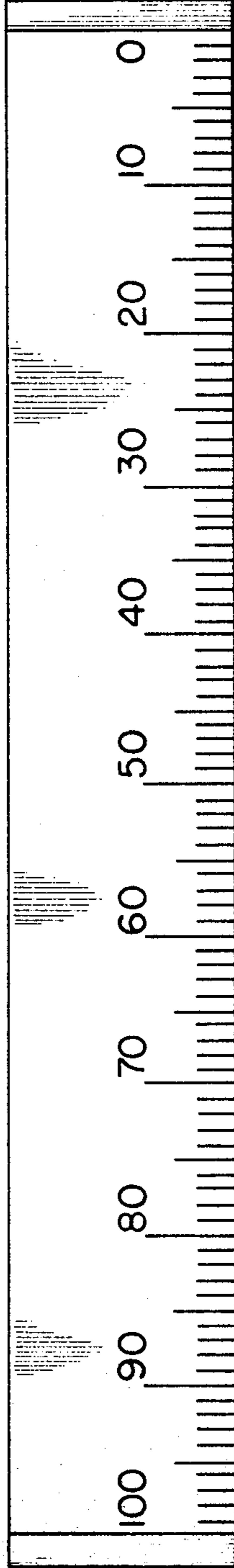


FIG. 15