

[54] SEAL FOR A CONTAINER CAP OR OUTLET PORT

4,318,490 3/1982 Schneider 215/232
4,390,104 6/1983 Cummings 215/232

[75] Inventors: Lindon M. Fellows; Beverly L. Heida, both of Denver County, Colo.

[73] Assignee: Baxa Corporation, Denver, Colo.

[**] Term: 14 Years

[21] Appl. No.: 539,117

[22] Filed: Oct. 5, 1983

[52] U.S. Cl. D9/499

[58] Field of Search 383/80; 215/232, 254, 215/246, 247, 248, 249, 250, 251, 253, 255, 256; 220/257, 214, 359, 270, 276; 604/415, 197, 200; 128/272, 214 R; D9/434, 443, 438, 499

[56] References Cited

U.S. PATENT DOCUMENTS

D. 276,218	11/1984	Baldwin et al.	D9/499
1,916,977	7/1933	Gutman	215/232
3,064,652	11/1962	Corcoran	128/272
3,630,346	12/1971	Burnside	206/56
3,904,060	9/1975	McPhee	215/251
3,921,630	11/1975	McPhee	128/214 R
4,206,687	5/1981	Cummings	220/257
4,209,126	6/1980	Elias	229/43

FOREIGN PATENT DOCUMENTS

165883	4/1954	Australia .
500032	2/1954	Canada .
2753239	6/1979	Fed. Rep. of Germany .
2000584	9/1969	France .
347764	5/1931	United Kingdom .

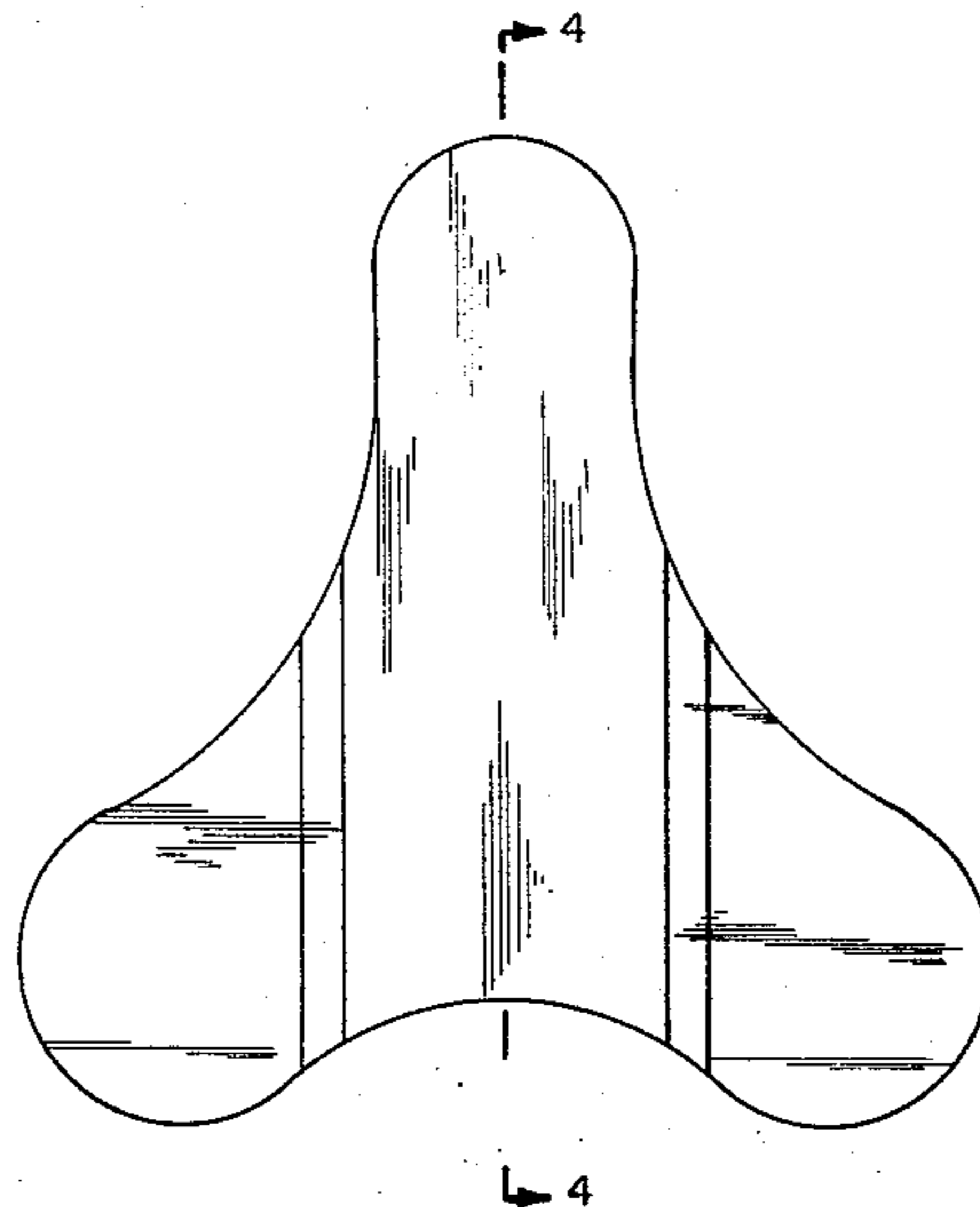
Primary Examiner—Robert C. Spangler
Attorney, Agent, or Firm—Woodard, Weikart, Emhardt & Naughton

[57] CLAIM

The ornamental design for a seal for a container cap or outlet port, as shown and described.

DESCRIPTION

FIG. 1 is an end elevational view of a seal for a container cap or outlet port showing our new design; FIG. 2 is a top plan view; FIG. 3 is a side elevational view; FIG. 4 is a sectional view taken on the line 4—4 of FIG. 2 and looking in the direction of the arrows; FIG. 5 is an elevational view showing the end opposite that seen in FIG. 1; and FIG. 6 is a bottom plan view.






Fig.1

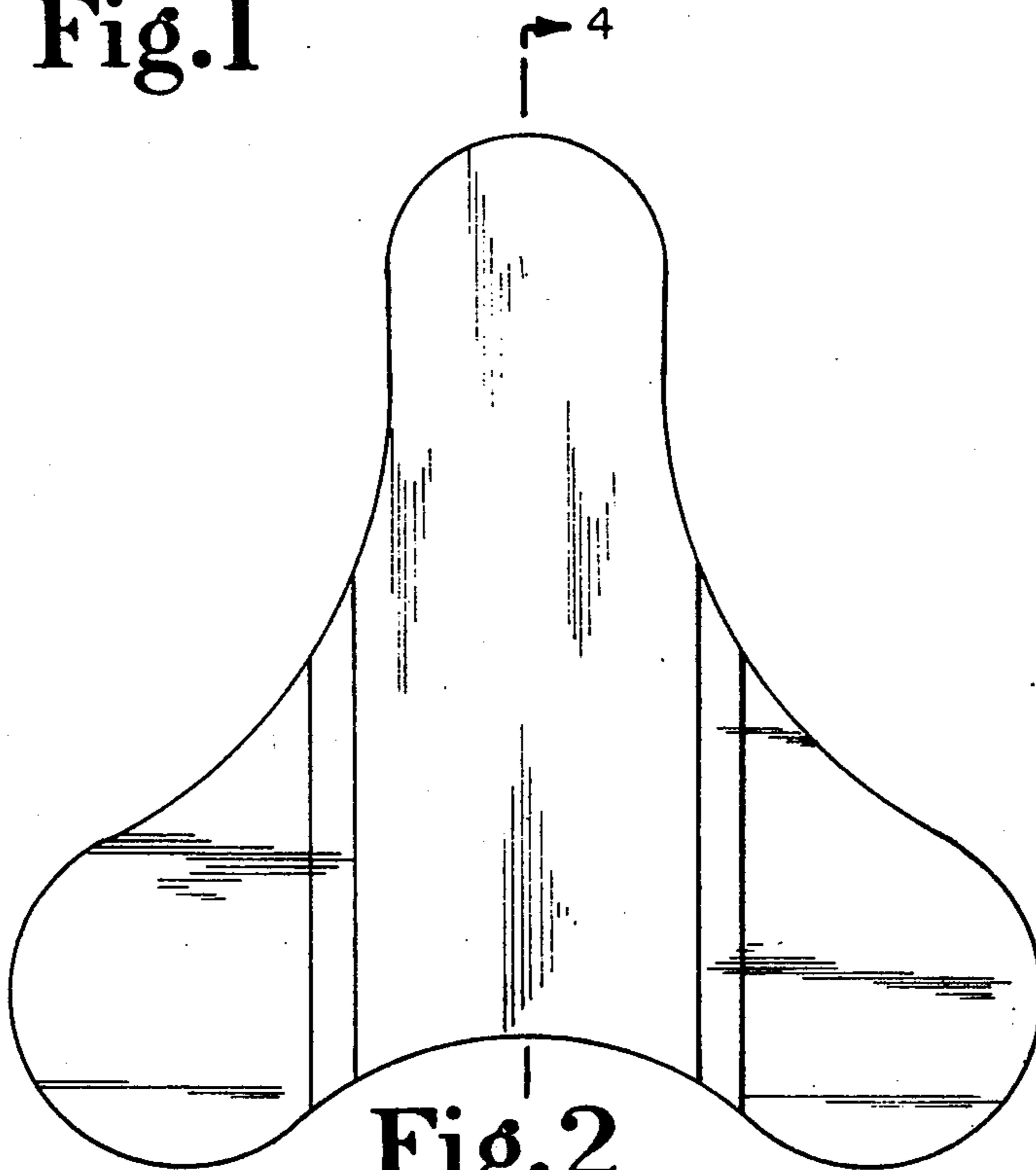


Fig.4

Fig.2



Fig.3




Fig.5

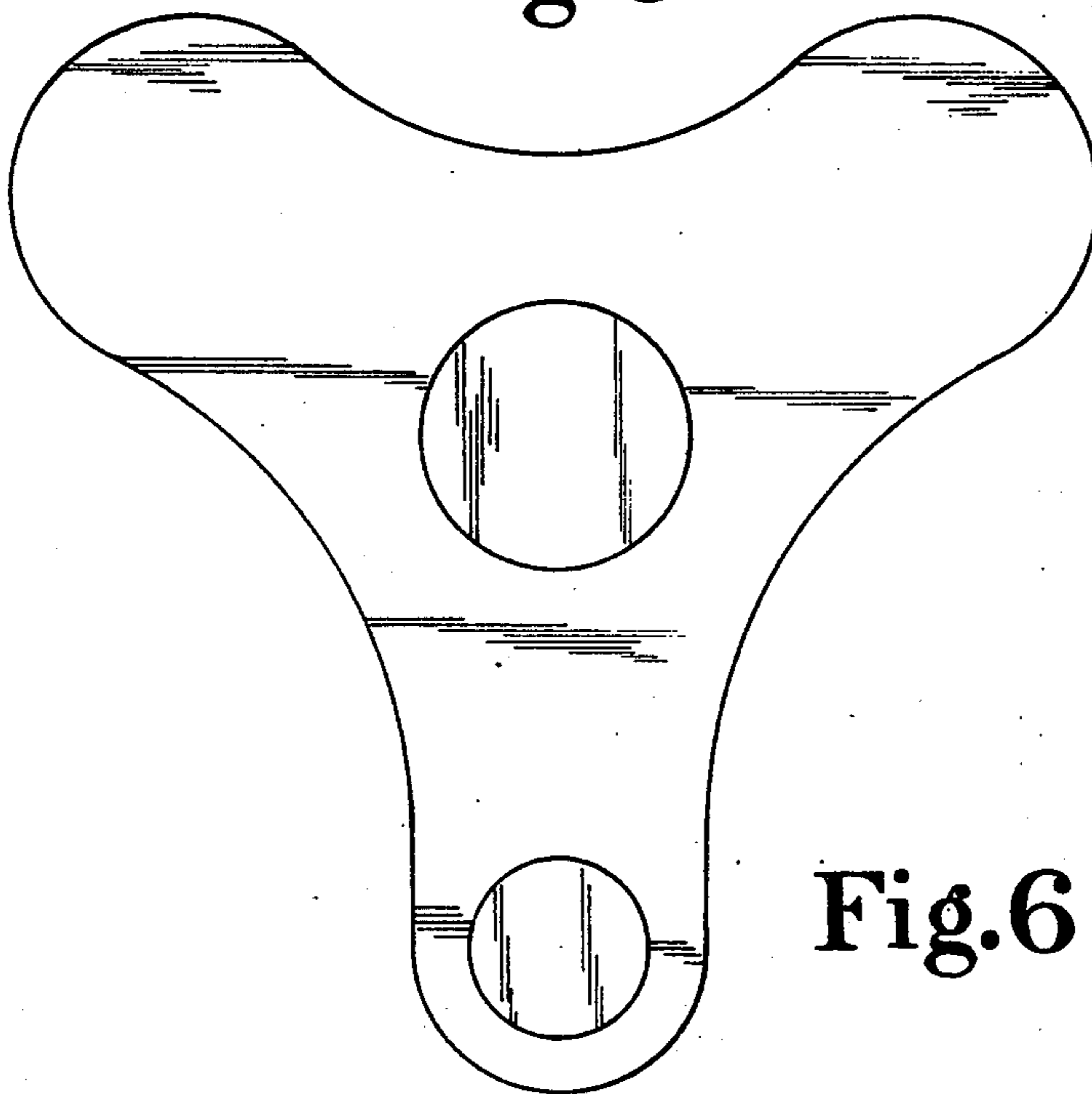


Fig.6