

[54] CAP FOR TUBE TYPE DISPENSERS

[76] Inventor: Kenneth A. Olson, 16414 Brookford, Houston, Tex. 77059

[**] Term: 14 Years

[21] Appl. No.: 519,525

[22] Filed: Aug. 1, 1983

[52] U.S. Cl. D9/442

[58] Field of Search D9/442, 449, 447; 215/311; 222/511, 560, 528, 531, 566, 570

[56] References Cited

U.S. PATENT DOCUMENTS

D. 141,595	6/1945	Russell	D9/442
D. 178,609	8/1956	Mansfield	D9/442
D. 271,028	10/1983	Adams	D9/442 X
2,073,707	3/1937	Parkin	222/560
2,441,649	5/1948	Sprague	222/566 X

3,131,835	5/1964	Nakamura	222/528 X
3,180,533	4/1965	Sundholm	222/570 X
3,395,835	8/1968	Tarran	D9/442 X

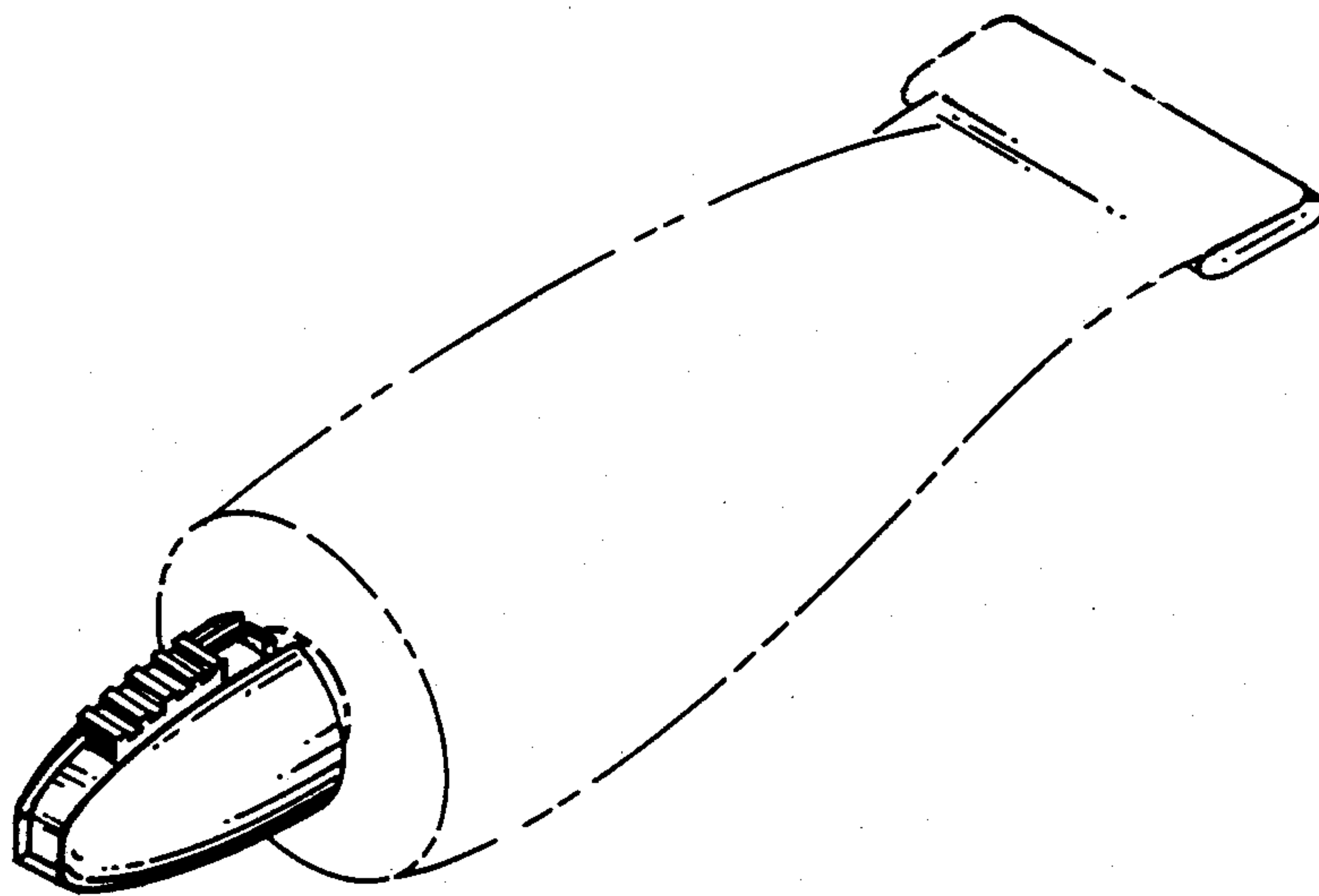
Primary Examiner—Bernard Ansher
Assistant Examiner—Linda Titolo
Attorney, Agent, or Firm—Wells, St. John & Roberts

[57] CLAIM

The ornamental design for a cap for tube type dispensers, as shown.

DESCRIPTION

FIG. 1 is a top perspective view of a cap for tube type dispensers, showing my new design, the broken lines indicating a tube type dispenser are shown for illustrative purposes only;
FIG. 2 is a left side elevational view thereof;
FIG. 3 is a front end view thereof;
FIG. 4 is a top plan view thereof; and
FIG. 5 is a rear end view thereof.



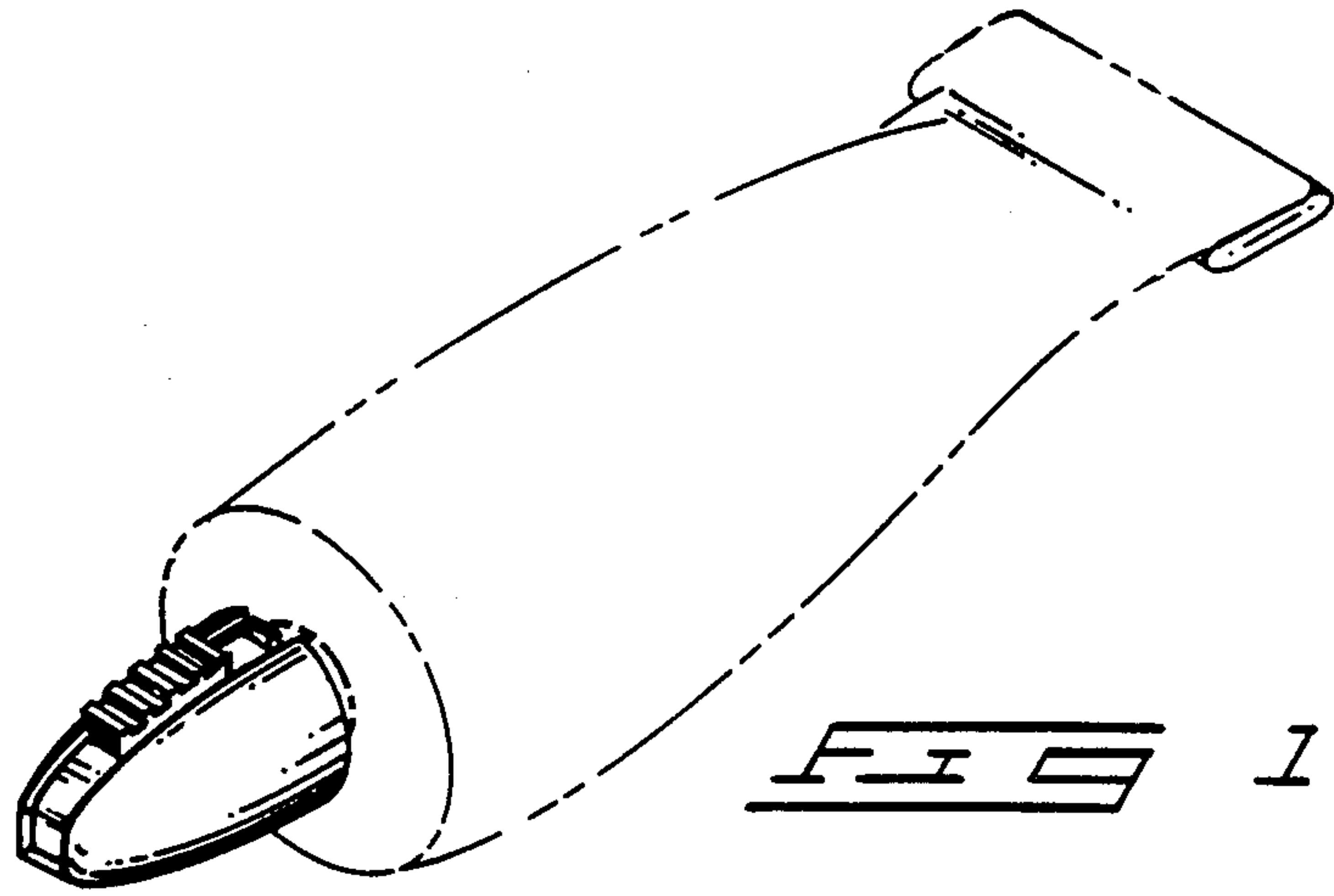


FIG. 2



FIG. 3

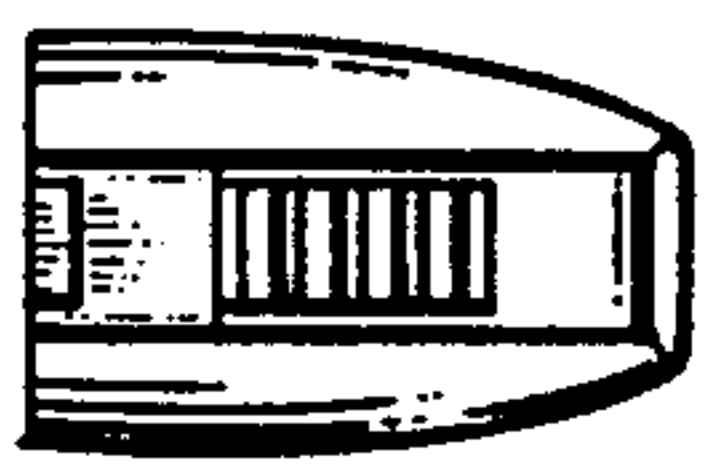


FIG. 4

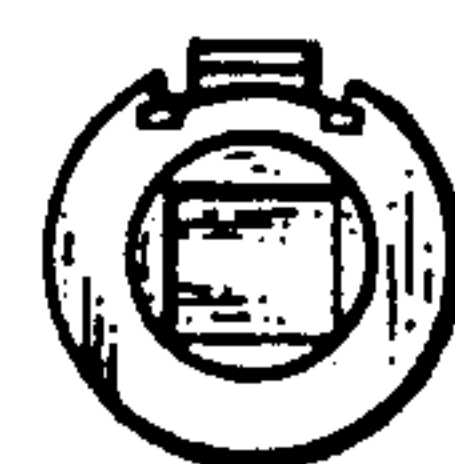


FIG. 5