

[54] KNIFE HANDLE

[75] Inventor: Carl D. Marquis, Newton, Iowa

[73] Assignee: The Vernon Company, Newton, Iowa

[\*\*] Term: 14 Years

[21] Appl. No.: 597,355

[22] Filed: Apr. 6, 1984

[52] U.S. Cl. .... D7/152; D7/151

[58] Field of Search ..... D7/152, 151, 150, 147, D7/395; D8/107, 98, 99; 30/344

[56] References Cited

U.S. PATENT DOCUMENTS

- D. 226,410 2/1973 Kunze ..... D7/152
- D. 259,697 6/1981 Brizzolara, Jr. .... D7/152 X
- D. 274,399 6/1984 Olsen, Jr. .... D7/152
- 3,986,260 10/1976 Whiteford ..... D7/151 X

OTHER PUBLICATIONS

Housewares, May 1, 1974, p. 43, Imperial Knife Co.,

Inc., Adv., Knife Handle/3 Rivets at far right near top right.

Primary Examiner—Winifred E. Herrmann  
Attorney, Agent, or Firm—Zarley, McKee, Thomte, Voorhees & Sease

[57] CLAIM

The ornamental design for a knife handle, as shown and described.

DESCRIPTION

FIG. 1 is a top and front perspective view of a knife handle showing my new design, it being understood that the broken line showing of a portion of a blade in this view and in FIGS. 2-7 is illustrative of environmental structure only;

FIG. 2 is a front elevational view thereof;

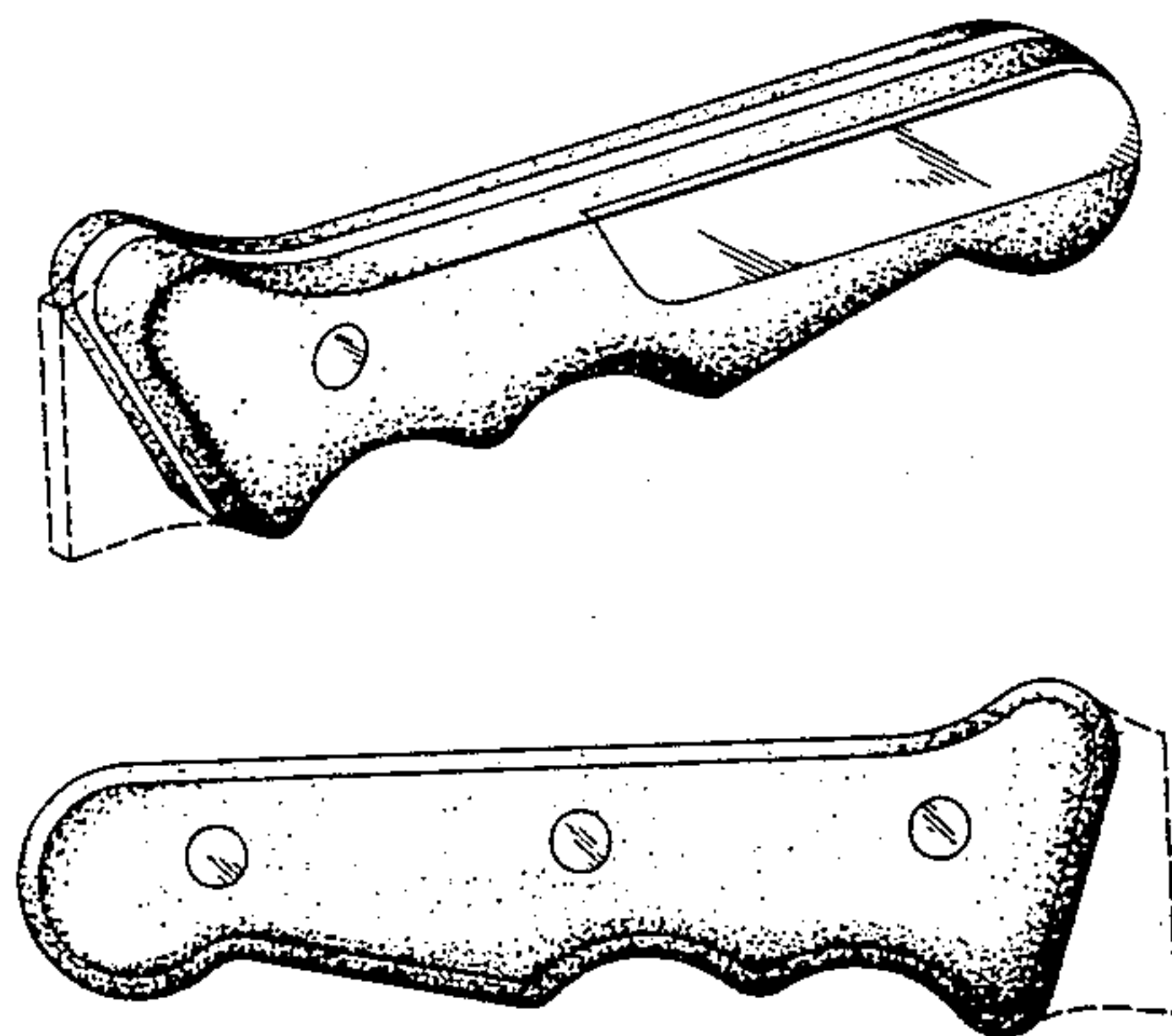
FIG. 3 is a top plan view thereof;

FIG. 4 is a rear elevational view thereof and opposite to the elevational view of FIG. 2;

FIG. 5 is a bottom plan view thereof;

FIG. 6 is an end elevational view thereof as seen from the left-hand end of FIG. 3; and

FIG. 7 is an end elevational view thereof as seen from the right-hand end of FIG. 3.



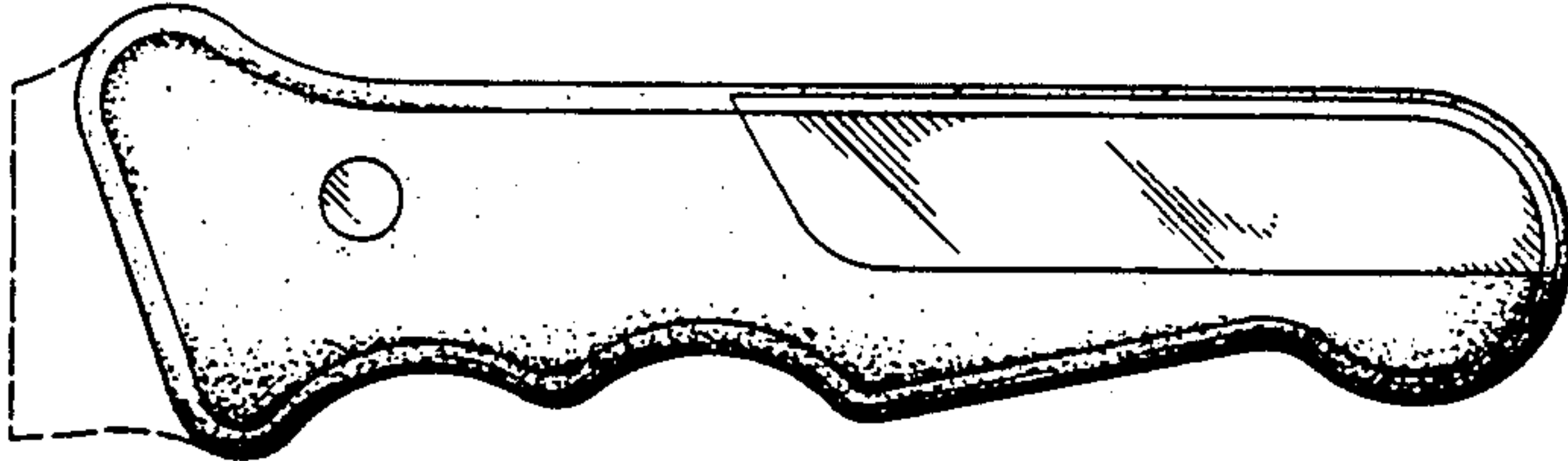


Fig. 2




Fig. 3

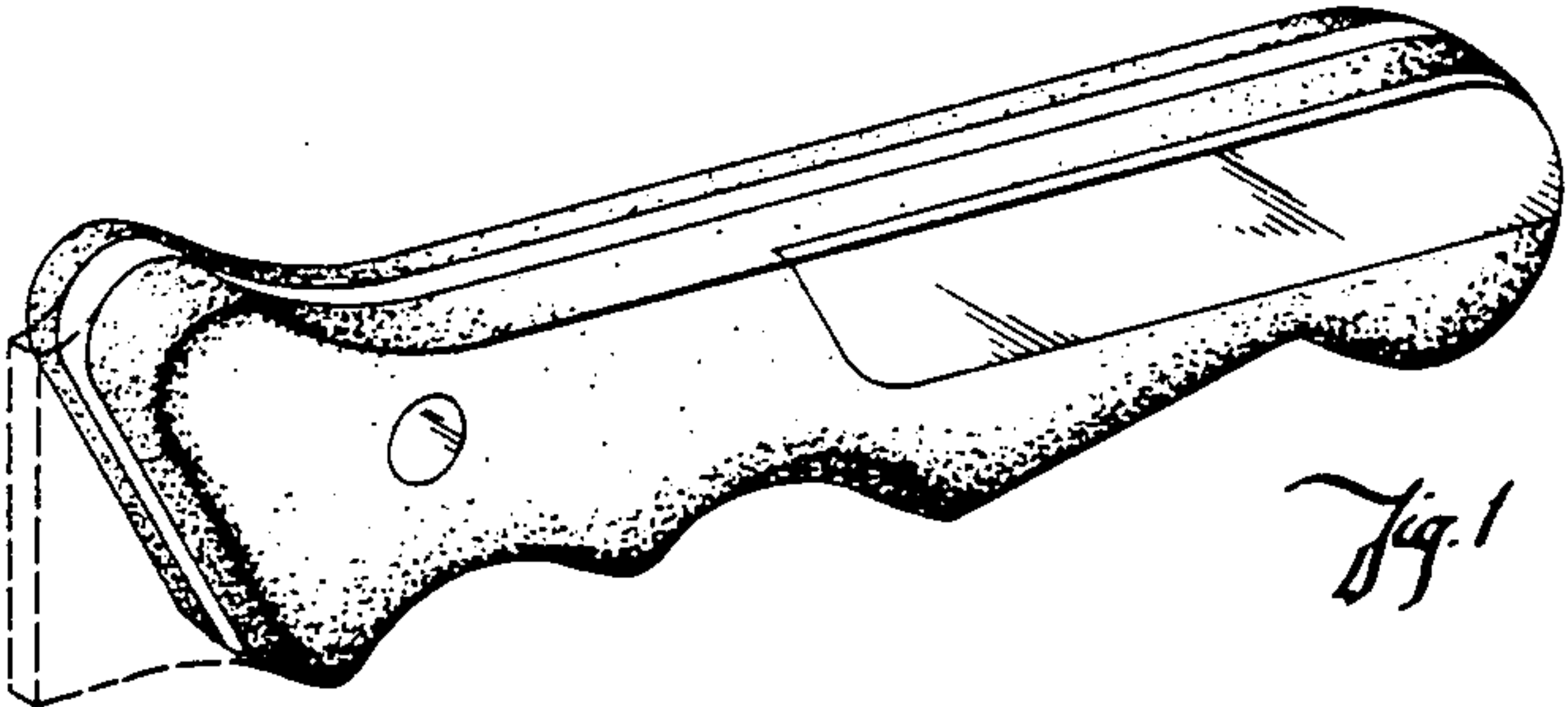


Fig. 1

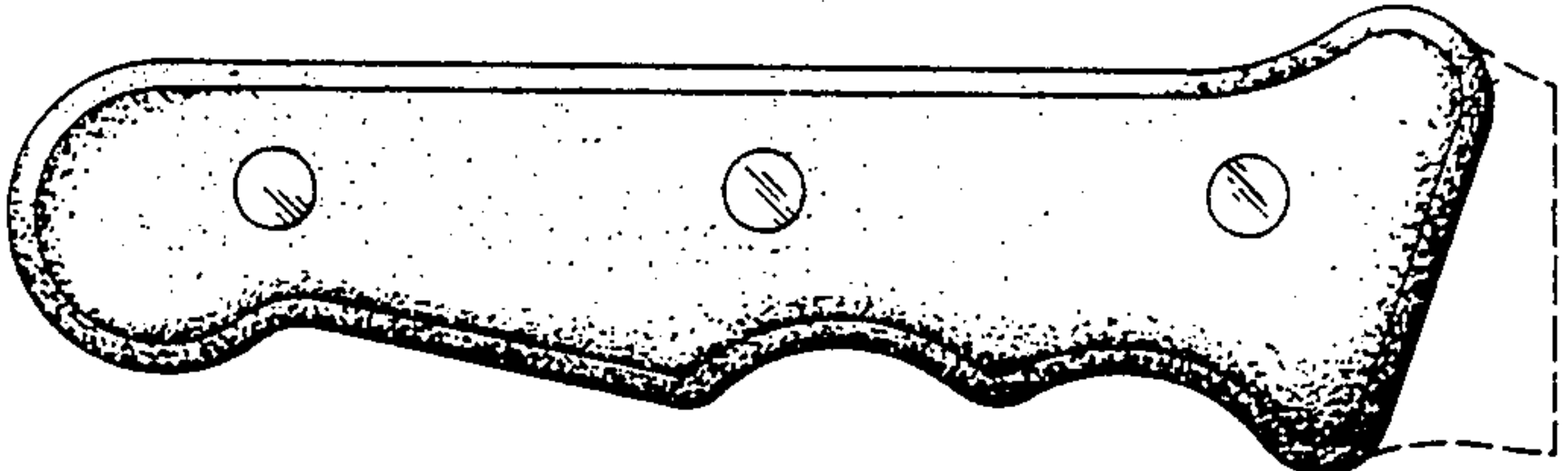


Fig. 4



Fig. 5



Fig. 6



Fig. 7