

[54] HANDLE FOR A KNIFE

[75] Inventors: Richard Cappadona, Ft. Lauderdale, Fla.; Kohei Iwatsuki, Nagoya, Japan

[73] Assignee: Carico Distributors Inc., Ft. Lauderdale, Fla.

[**] Term: 14 Years

[21] Appl. No.: 572,641

[22] Filed: Jan. 20, 1984

[52] U.S. Cl. D7/152; D7/151

[58] Field of Search D7/152, 151, 150, 395, D7/147, 102, 99; D8/107, 98, 99; 30/343, 344

[56] References Cited

U.S. PATENT DOCUMENTS

D. 104,484	5/1937	Weinig	D7/395
D. 158,460	5/1950	Gustafson	D7/152
D. 192,916	5/1962	Zorn	D7/151 X
D. 240,495	7/1976	Koppe	D7/152
D. 260,071	8/1981	Weber	D7/151
432,991	7/1890	Eggleston et al.	D7/151 X

Primary Examiner—Winifred E. Herrmann
Attorney, Agent, or Firm—Ostrolenk, Faber, Gerb & Soffen

[57] CLAIM

The ornamental design for a handle for a knife, as shown and described.

DESCRIPTION

FIG. 1 is a top plan view of a handle for a knife showing our new design;

FIG. 2 is a side elevational view thereof, the side opposite is a mirror image;

FIG. 3 is a bottom plan view thereof;

FIG. 4 is a cross-sectional view taken along line 4—4 in FIG. 2;

FIG. 5 is a cross-sectional view taken along line 5—5 in FIG. 2;

FIG. 6 is a cross-sectional view taken along line 6—6 in FIG. 2; and

FIG. 7 is an end elevational view thereof taken in the direction of line 7—7 in FIG. 2.

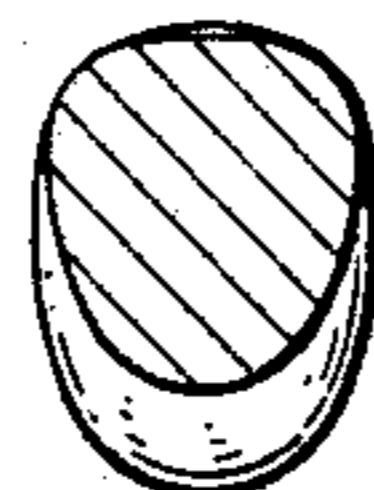

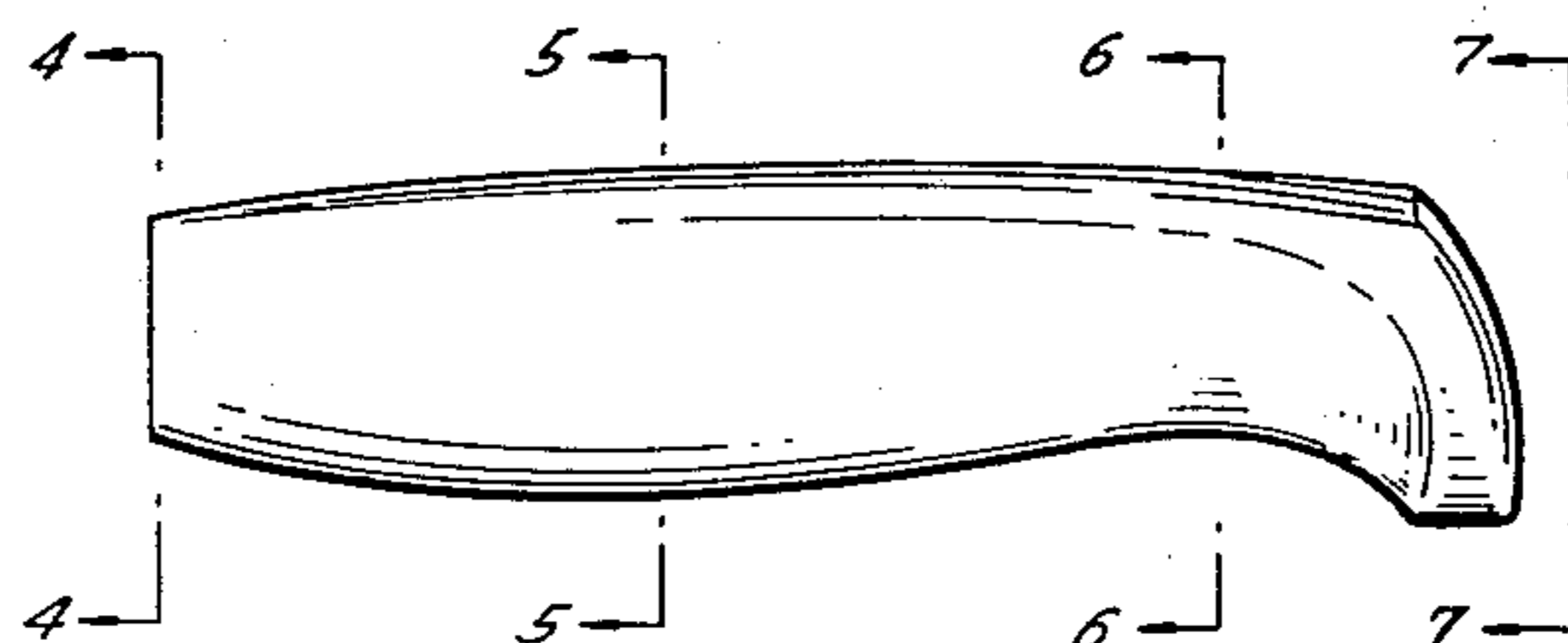


FIG. 1.

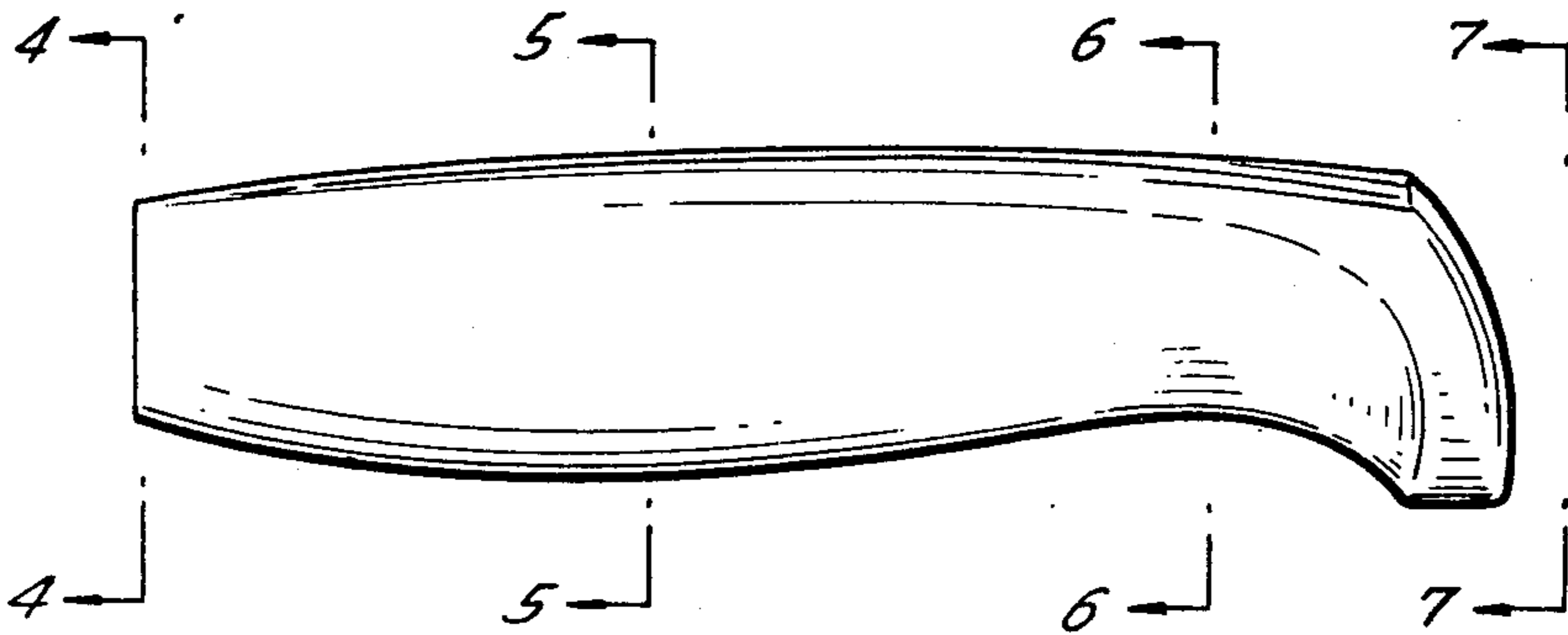



FIG. 2.



FIG. 3.

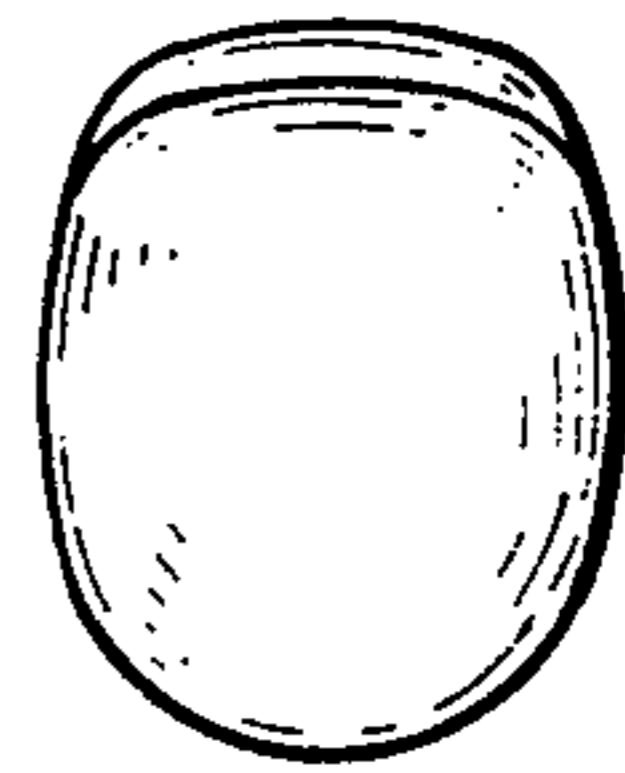
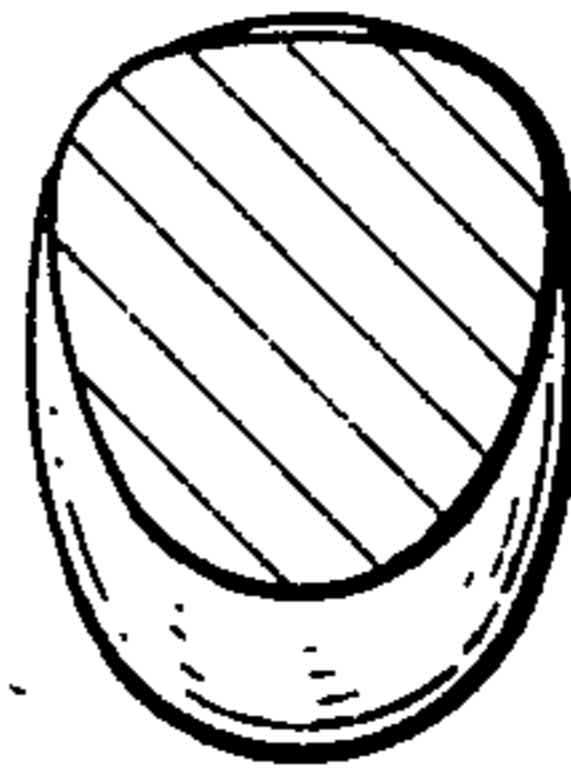
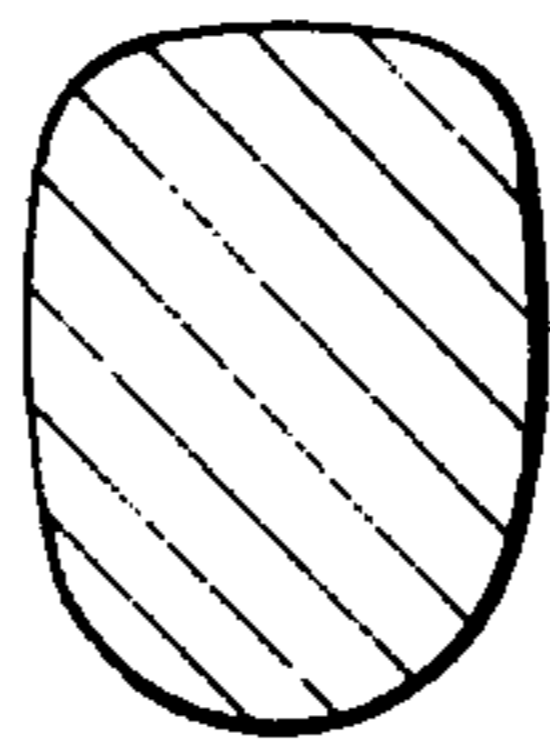
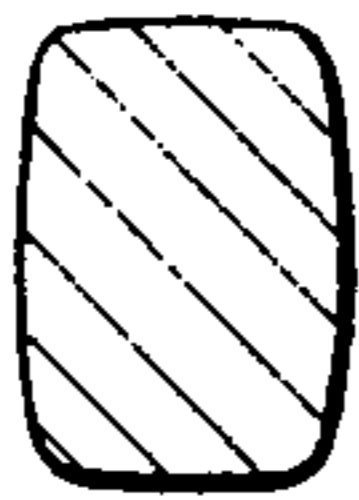


FIG. 4. FIG. 5. FIG. 6. FIG. 7.