

- [54] **RETAINING CLIP**
- [75] **Inventor: Charles D. Clendinen, Mount Clemens, Mich.**
- [73] **Assignee: Burton, Parker & Schramm, P.C., Mt. Clemens, Mich.**
- [\*\*] **Term: 14 Years**
- [21] **Appl. No.: 483,670**
- [22] **Filed: Apr. 11, 1983**
- [52] **U.S. Cl. .... D8/394; D8/382**
- [58] **Field of Search ..... D8/373, 394, 395, 382; D6/556; 383/12, 13, 15, 22, 23; 248/99-101, 312.1, 214, 231.4, 231.8; 24/297, 488, 522, 570**

[56] **References Cited**

**U.S. PATENT DOCUMENTS**

D. 257,810	1/1981	Wilson .....	D6/556
1,803,084	4/1931	Wizarde et al. ....	24/522
2,665,869	1/1954	Samuels .....	248/231.8
2,937,652	5/1960	Zimmer .	
3,123,850	3/1964	Piken .....	248/312.1

4,287,701	9/1981	Washington .....	248/99
4,397,438	8/1983	Chapman .....	248/231.8

**OTHER PUBLICATIONS**

Photograph of S-shaped clip; prior to 4/83.

*Primary Examiner*—B. J. Bullock

*Attorney, Agent, or Firm*—Burton, Parker & Schramm

[57] **CLAIM**

The ornamental design for a retaining clip, as shown and described.

**DESCRIPTION**

FIG. 1 is a perspective view of a retaining clip showing my new design, the additional retaining clips and bag being shown in broken lines for illustrative purposes only;

FIG. 2 is an enlarged front view thereof;

FIG. 3 is a right side view thereof, the side opposite being a mirror image;

FIG. 4 is a top view thereof;

FIG. 5 is a rear view thereof;

FIG. 6 is a bottom view thereof.


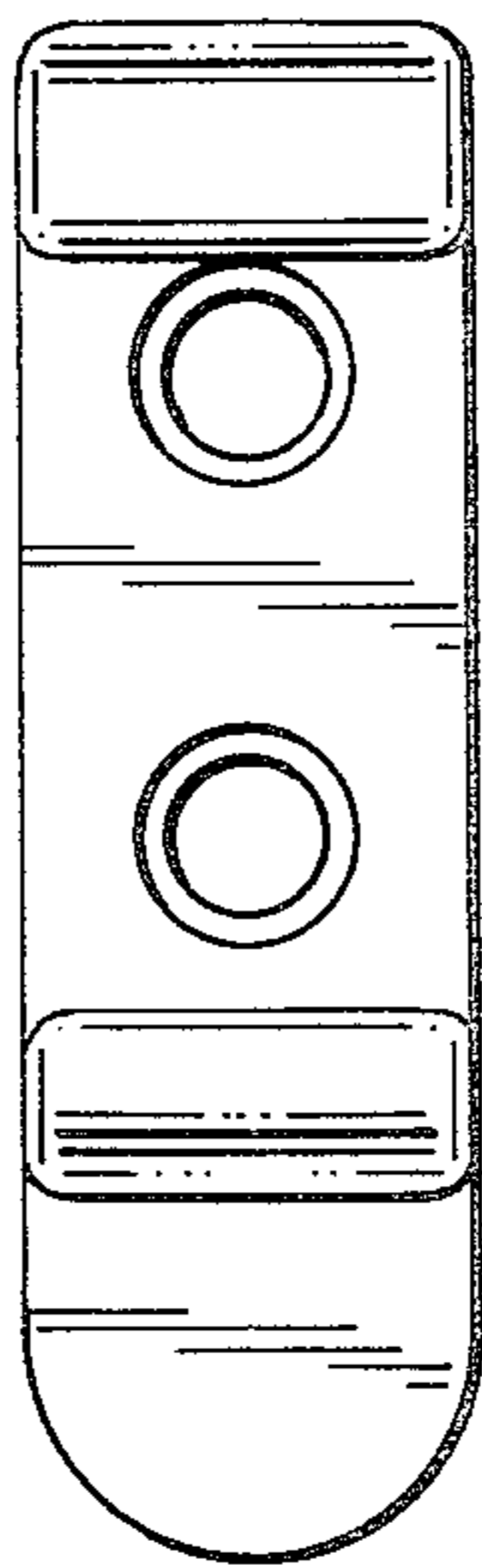


FIG. 2

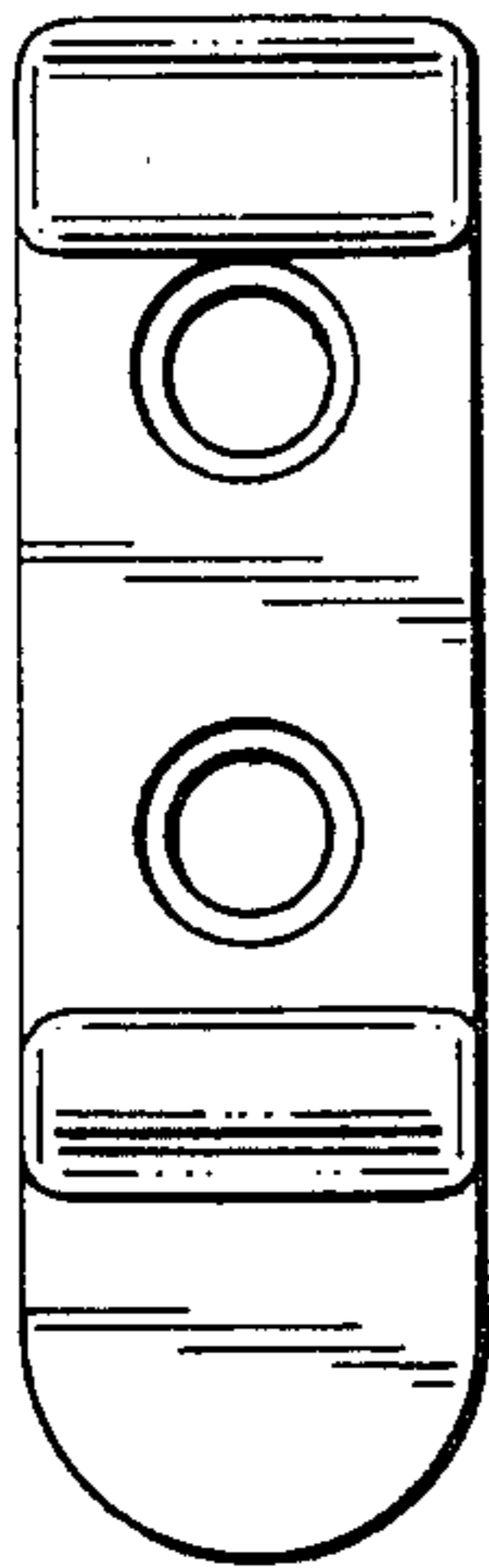


FIG. 3

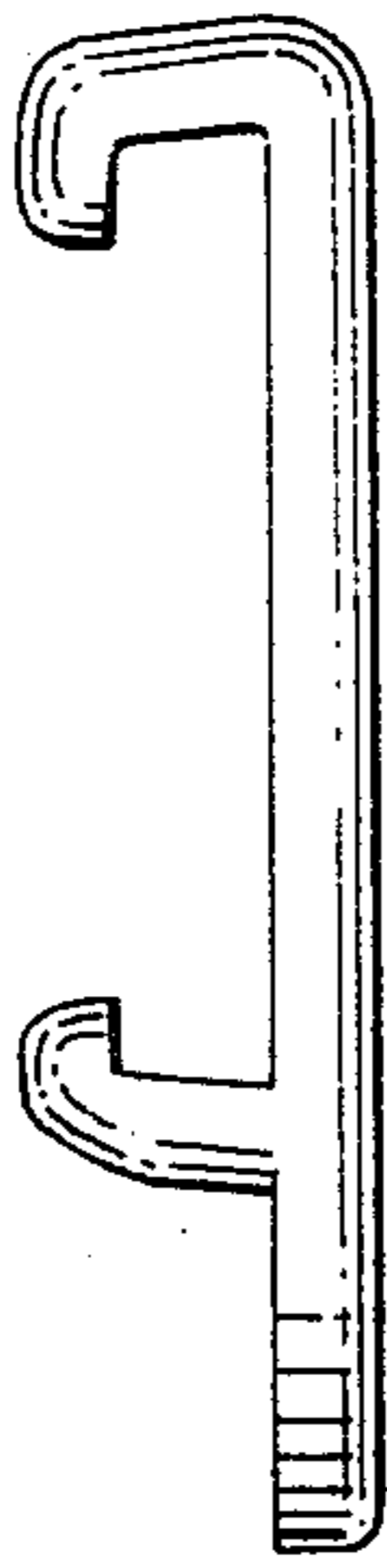


FIG. 4



FIG. 6



FIG. 5

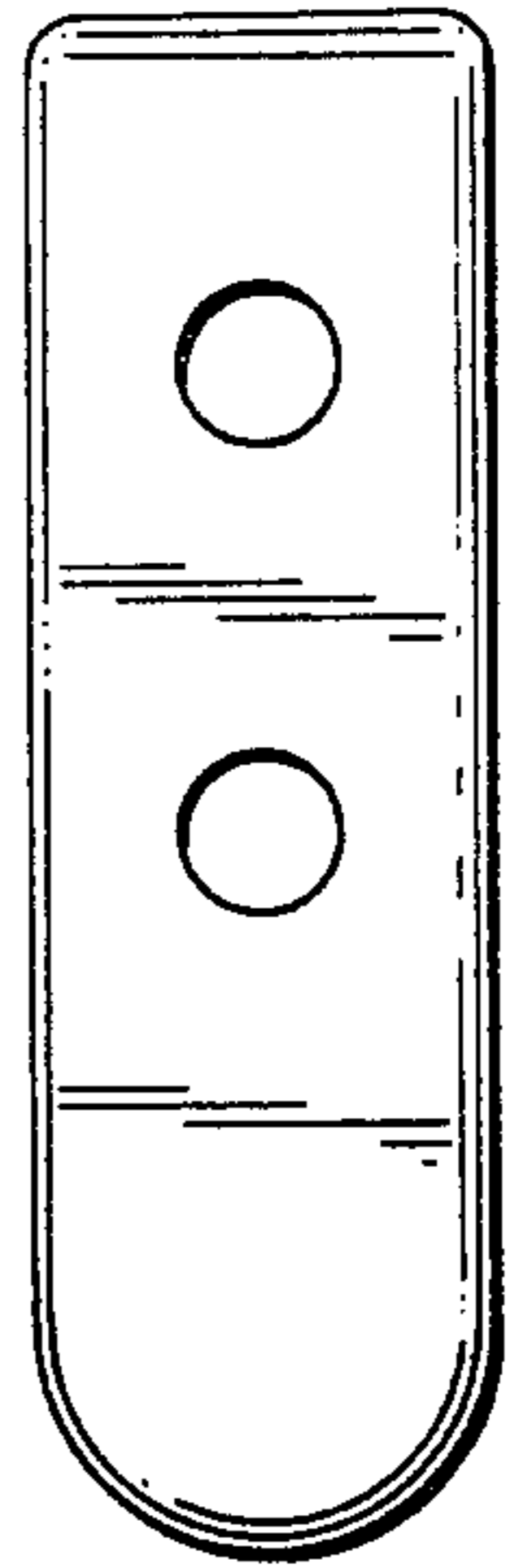


FIG. 1

