

United States Patent [19]

Campbell

[11] Patent Number: **Des. 283,866**

[45] Date of Patent: **** May 20, 1986**

[54] DRINKING VESSEL

[76] Inventor: **William P. Campbell**, 2103 Bayside Dr., Corona del Mar, Calif. 92625

[**] Term: **14 Years**

[21] Appl. No.: **477,316**

[22] Filed: **Mar. 21, 1983**

[52] U.S. Cl. **D7/13; D7/6; D7/11**

[58] Field of Search **D7/13, 39, 11, 1, 22, D7/6, 130, 51; D26/22; 215/99.5, 100.5; 220/69**

654,879	7/1900	Dineen	215/99.5 X
2,120,862	6/1938	Heller	D7/39 X
2,905,351	9/1959	Lerner	220/69 X
2,918,188	12/1959	Todd	215/99.5
2,996,208	8/1961	Schroeder	D7/13 X
3,089,605	5/1963	Buonauro	215/99.5
3,369,687	2/1968	Walls	215/99.5 X

Primary Examiner—Bernard Ansher
Assistant Examiner—Linda Titolo
Attorney, Agent, or Firm—George F. Bethel; Patience K. Bethel

[57] CLAIM

The ornamental design for a drinking vessel, as shown and described.

[56] **References Cited**

U.S. PATENT DOCUMENTS

D. 81,302	6/1930	Sakier	D7/13
D. 192,604	4/1962	Evans	D7/51 X
D. 214,933	8/1969	Swett et al.	215/99.5 X
D. 221,286	7/1971	Kern, Jr.	D7/11

DESCRIPTION

FIG. 1 is a top perspective view of a drinking vessel showing my new design;
 FIG. 2 is a side elevational view thereof;
 FIG. 3 is a top plan view thereof; and
 FIG. 4 is a bottom plan view thereof.

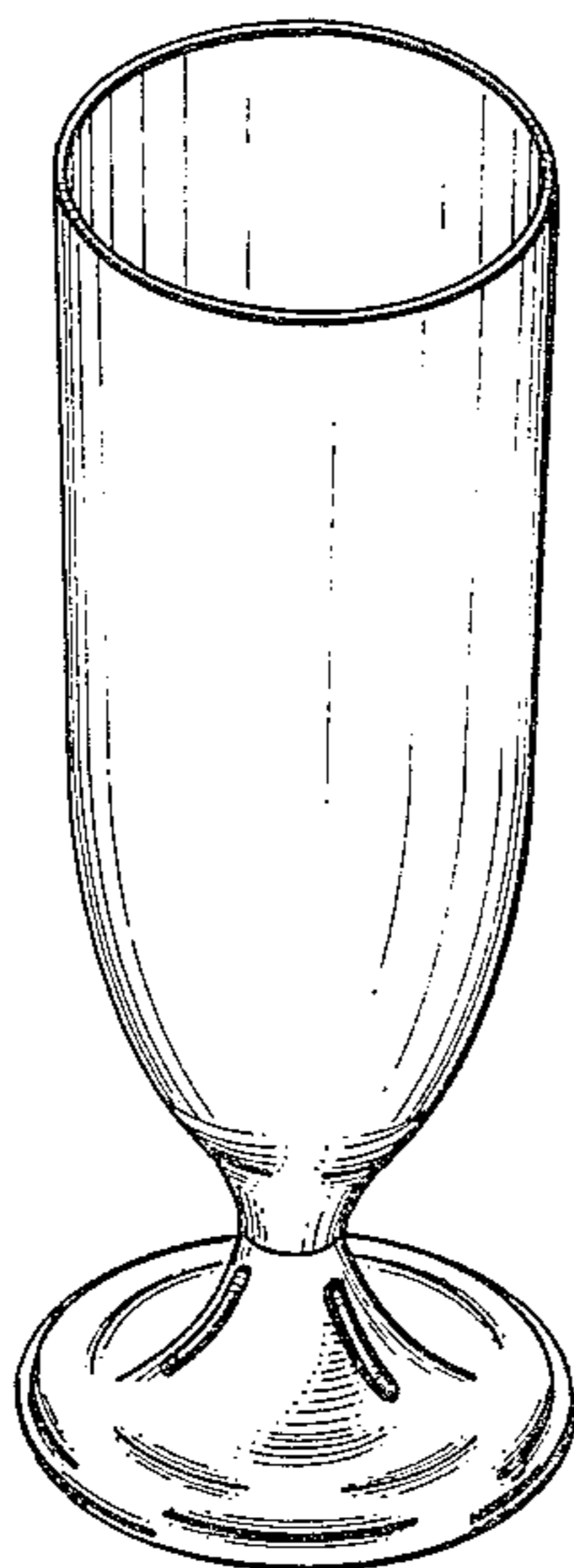


FIG. 1

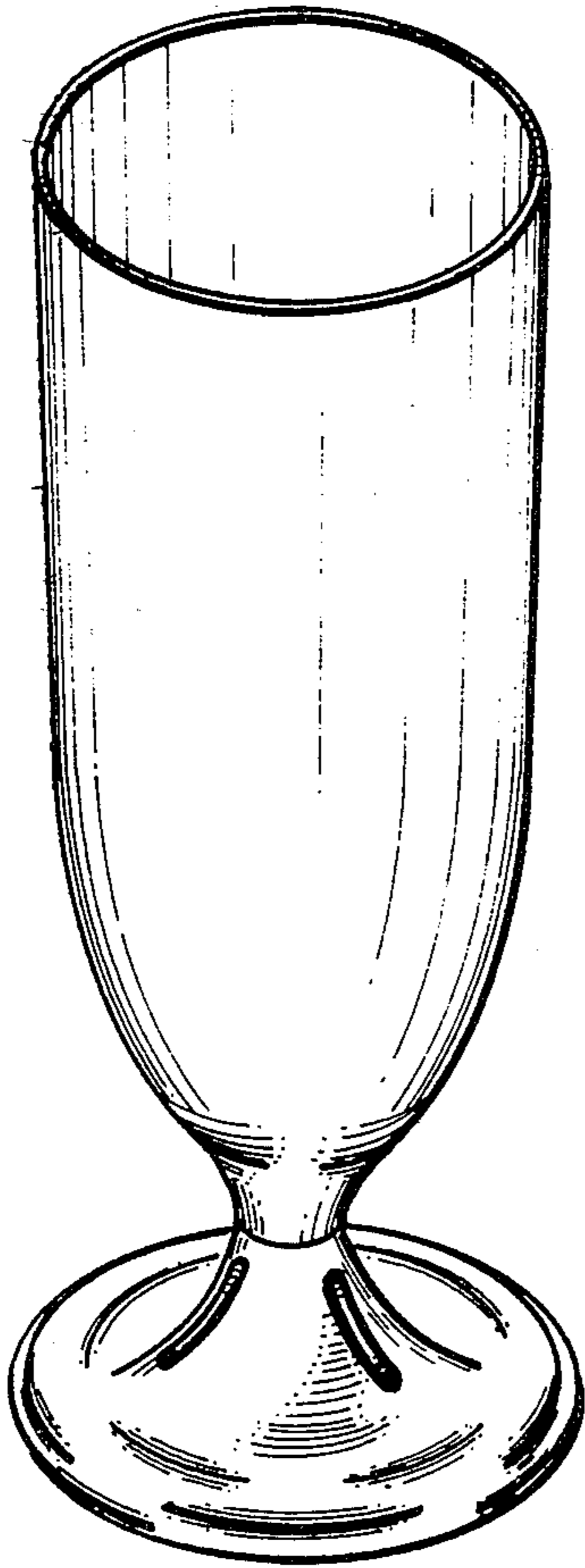


FIG. 2

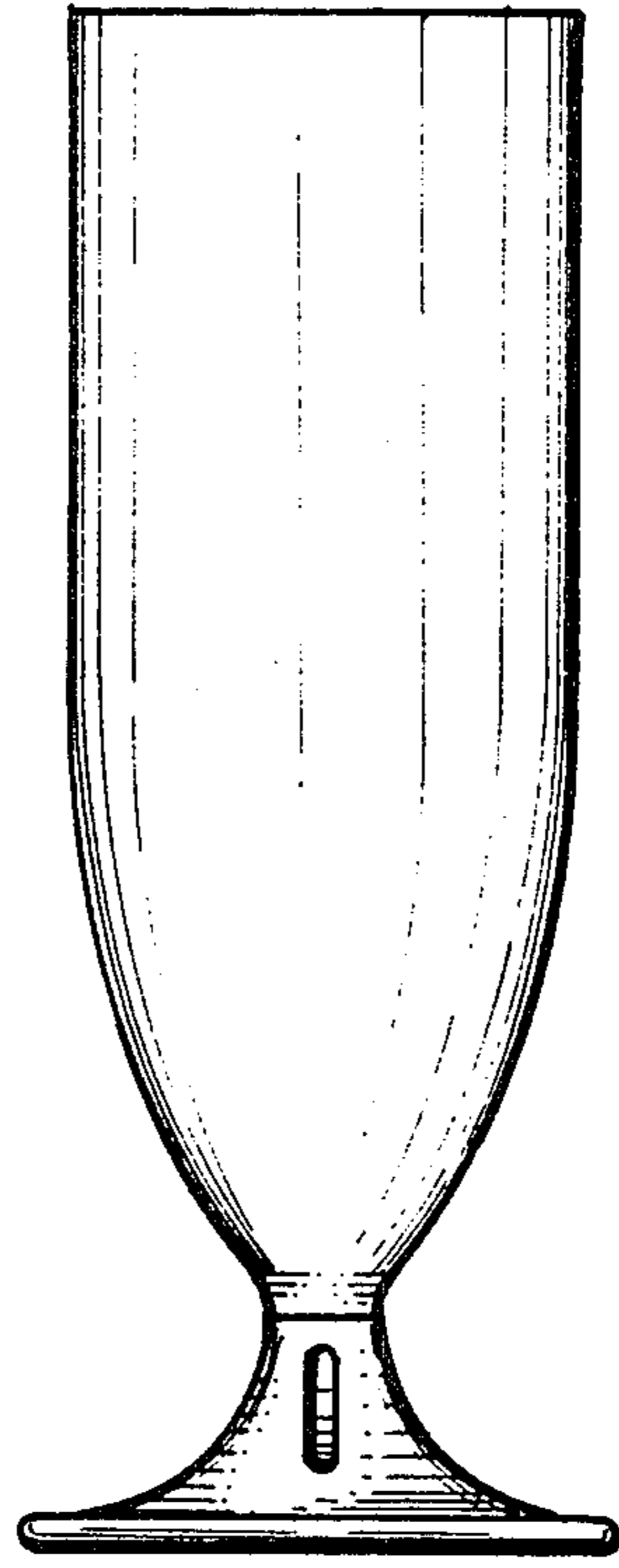


FIG. 3

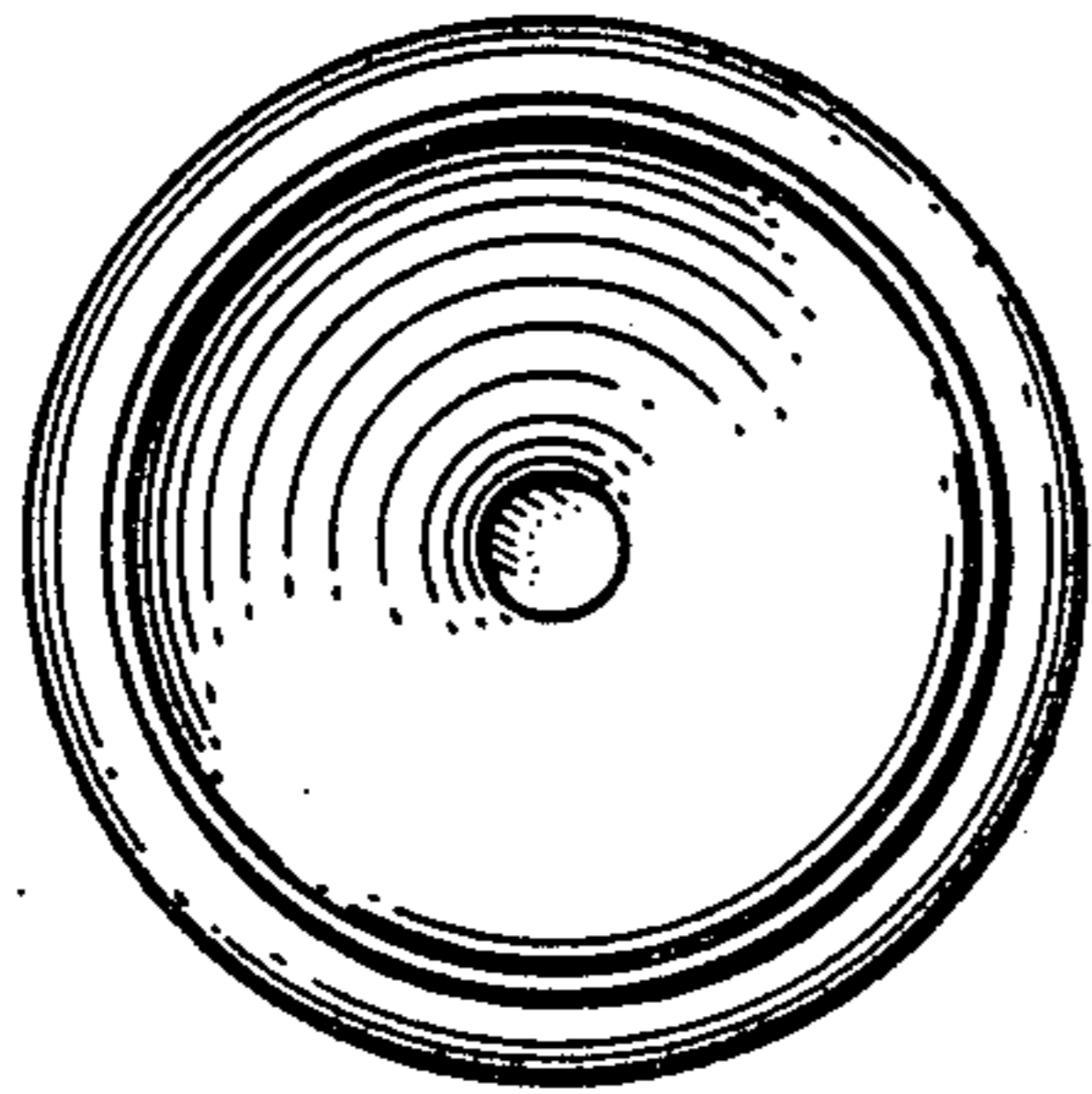


FIG. 4

