

[54] PENDANT

[76] Inventor: John J. Dobbins, 721 Woodbine Rd.,  
Huntsville, Ala. 35802

[\*\*] Term: 14 Years

[21] Appl. No.: 570,999

[22] Filed: Jan. 16, 1984

[52] U.S. Cl. .... D11/79; D11/77

[58] Field of Search ..... D11/1, 2, 6-8,  
D11/40, 41, 43-45, 47, 48, 61, 70, 75, 79-81, 77,  
85, 86, 99, 108, 116; 63/1 R-2, 13, 18-21, 23

[56] References Cited

U.S. PATENT DOCUMENTS

- D. 26,625 2/1897 Murray et al. .... D11/116
- D. 234,776 4/1975 Moskowitz et al. .... D11/108 X
- D. 241,065 8/1976 Roberts ..... D11/79

- D. 243,346 2/1977 Samuels ..... D11/79 X
- D. 246,607 12/1977 Radisich ..... D11/81 X
- 2,738,616 3/1956 Windle ..... D11/2 X

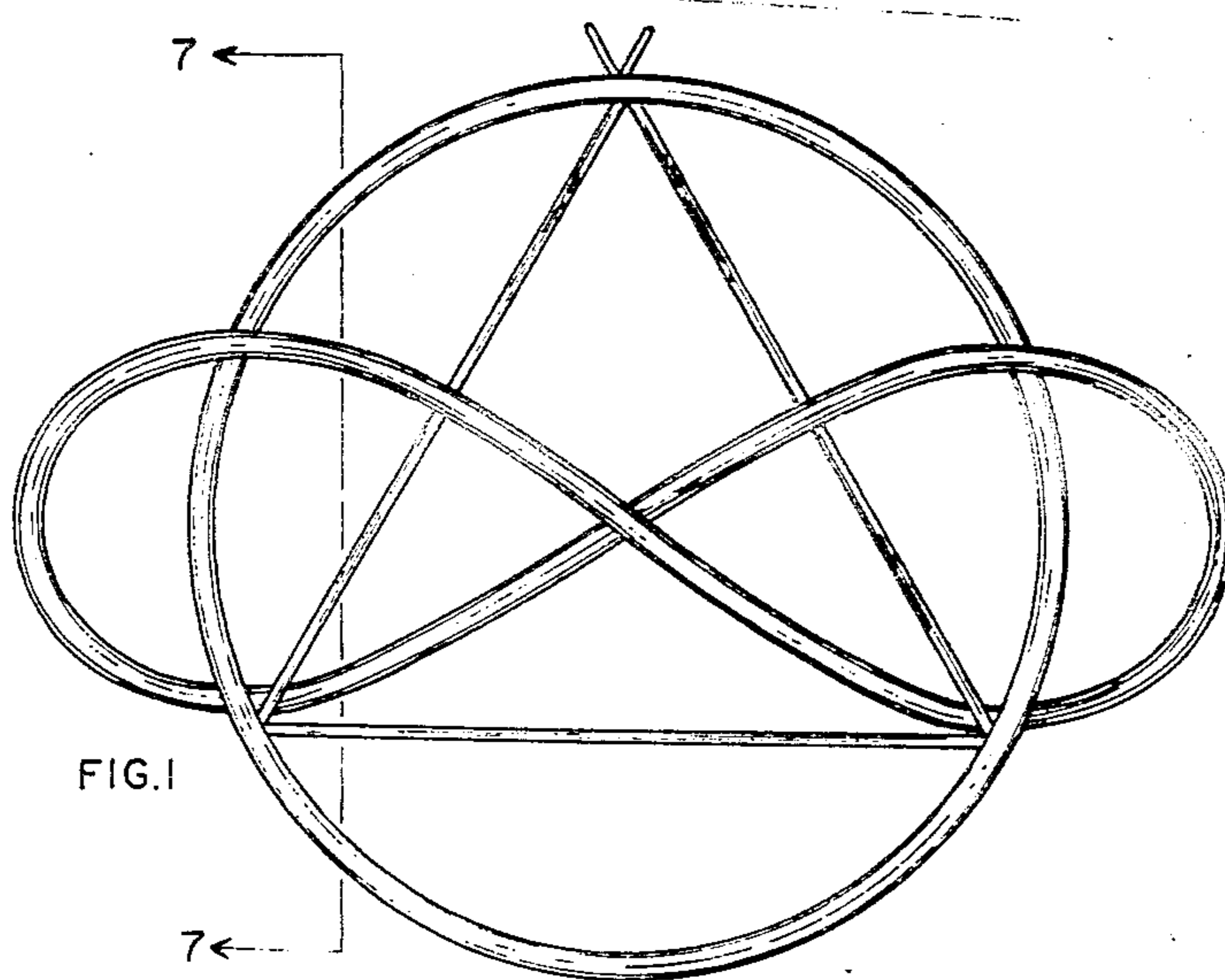
Primary Examiner—Louis S. Zarfaz  
Attorney, Agent, or Firm—C. A. Phillips

[57] CLAIM

The ornamental design for a pendant, substantially as shown and described.

DESCRIPTION

FIG. 1 is a front elevational view of a pendant showing my new design;  
 FIG. 2 is a rear elevational view thereof;  
 FIG. 3 is a bottom plan view thereof;  
 FIG. 4 is a top plan view thereof;  
 FIG. 5 is a right edge view thereof;  
 FIG. 6 is a left edge view thereof; and  
 FIG. 7 is a sectional view taken on line 7—7 in FIG. 1.



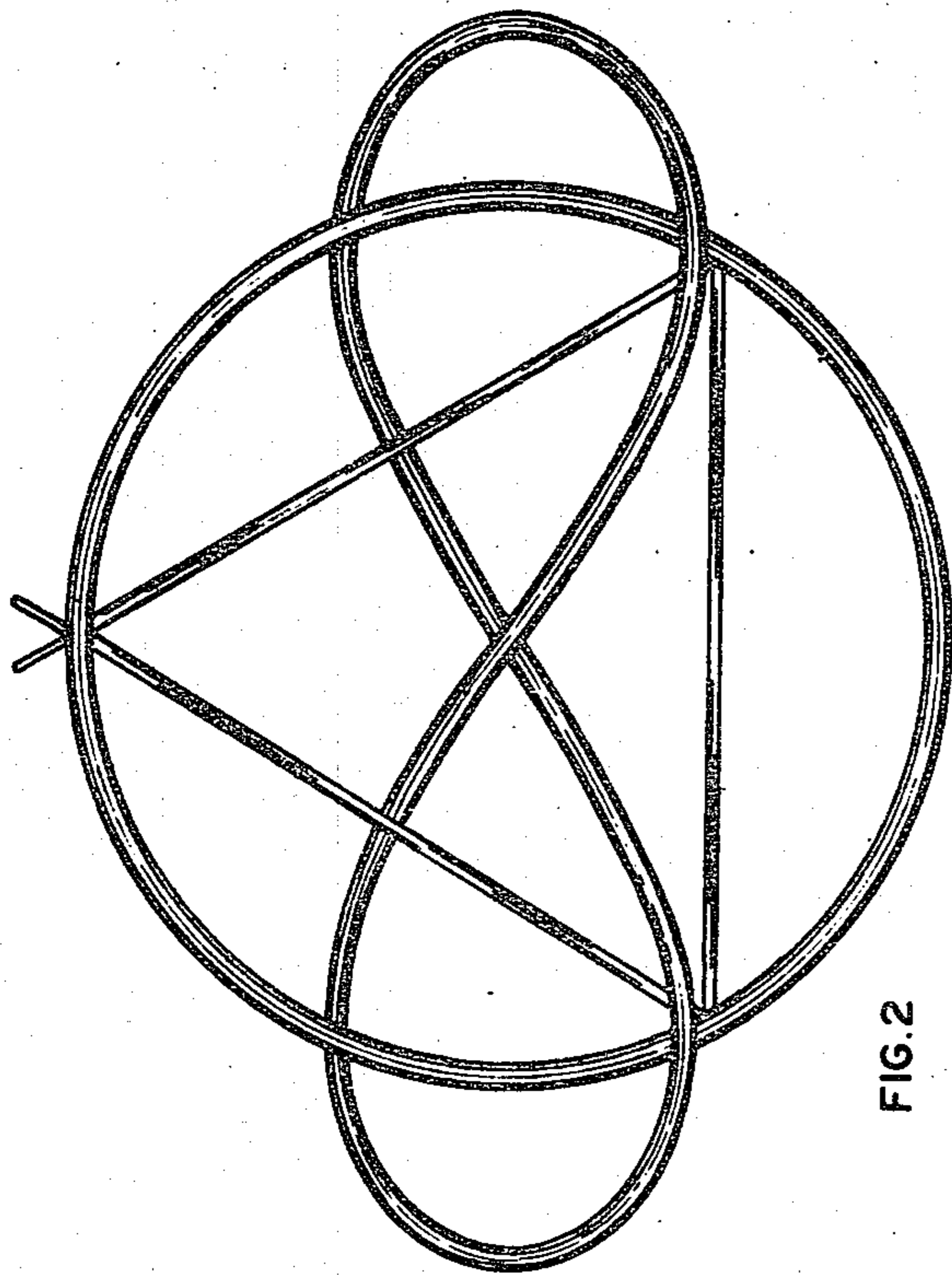


FIG. 2

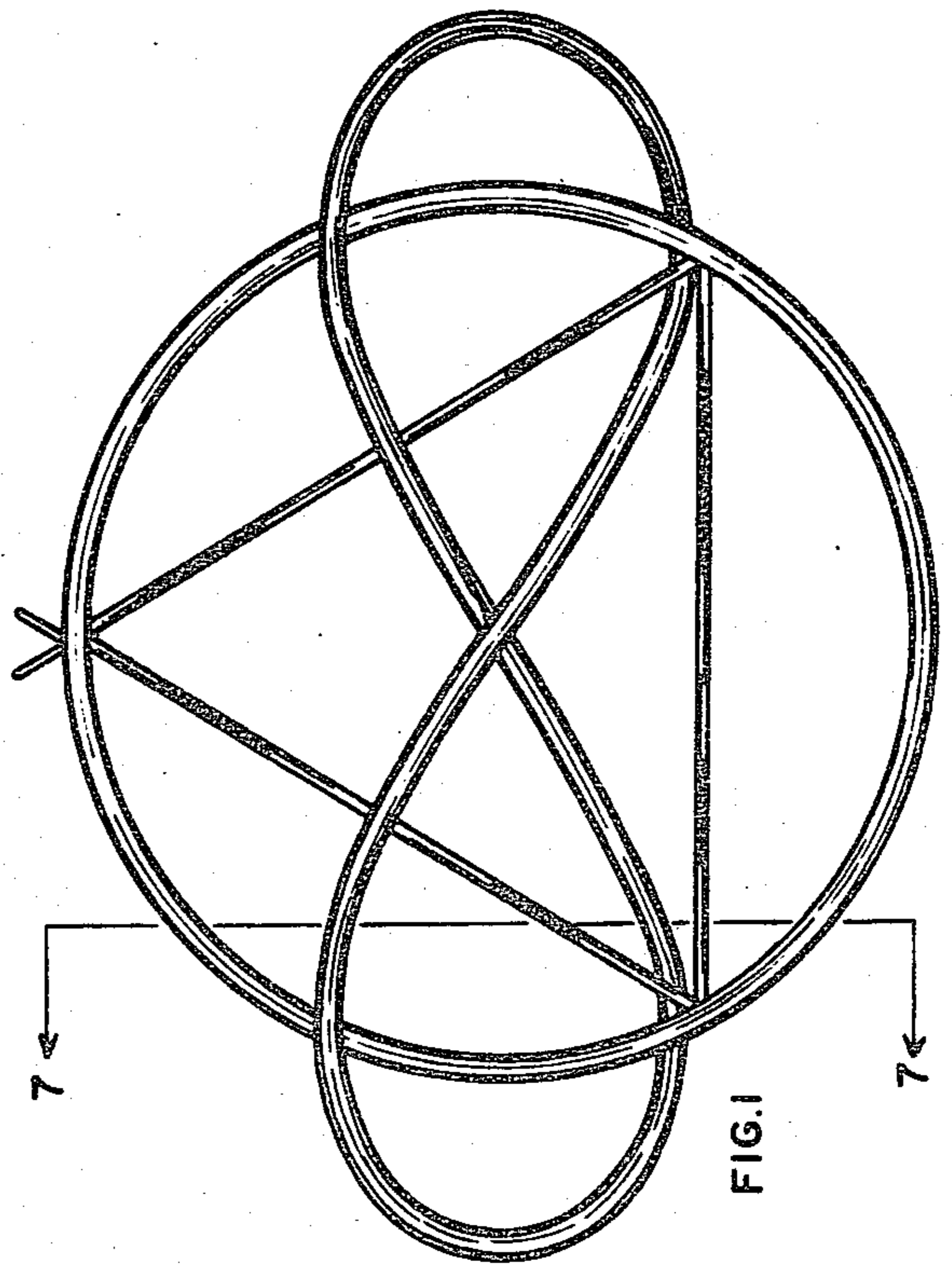


FIG. 1




FIG. 3



FIG. 4



FIG. 5



FIG. 6



FIG. 7