

[54] TRAY FOR A GARDEN WATERING SET

[75] Inventors: Jack L. Lemkin, Cincinnati; Eugene A. Zilber; Carl A. Peterson, both of Columbus, all of Ohio

[73] Assignee: The O. M. Scott & Sons Company, Marysville, Ohio

[\*\*] Term: 14 Years

[21] Appl. No.: 483,120

[22] Filed: Apr. 8, 1983

[52] U.S. Cl. .... D9/347; D9/424; D9/456

[58] Field of Search ..... D9/341; 345, 347, 414, D9/424, 378, 432, 418, 456; D3/73

[56] References Cited

U.S. PATENT DOCUMENTS

- D. 144,910 6/1946 Crane ..... D9/347 X
- D. 252,105 6/1979 Baxter ..... D9/347 X
- D. 268,380 3/1983 Thiele ..... D3/73 X

- D. 271,283 11/1983 Taylor ..... D9/415
- 4,132,311 1/1979 Glinert ..... 206/564 X
- 4,175,660 11/1979 Feibelman ..... 206/461 X

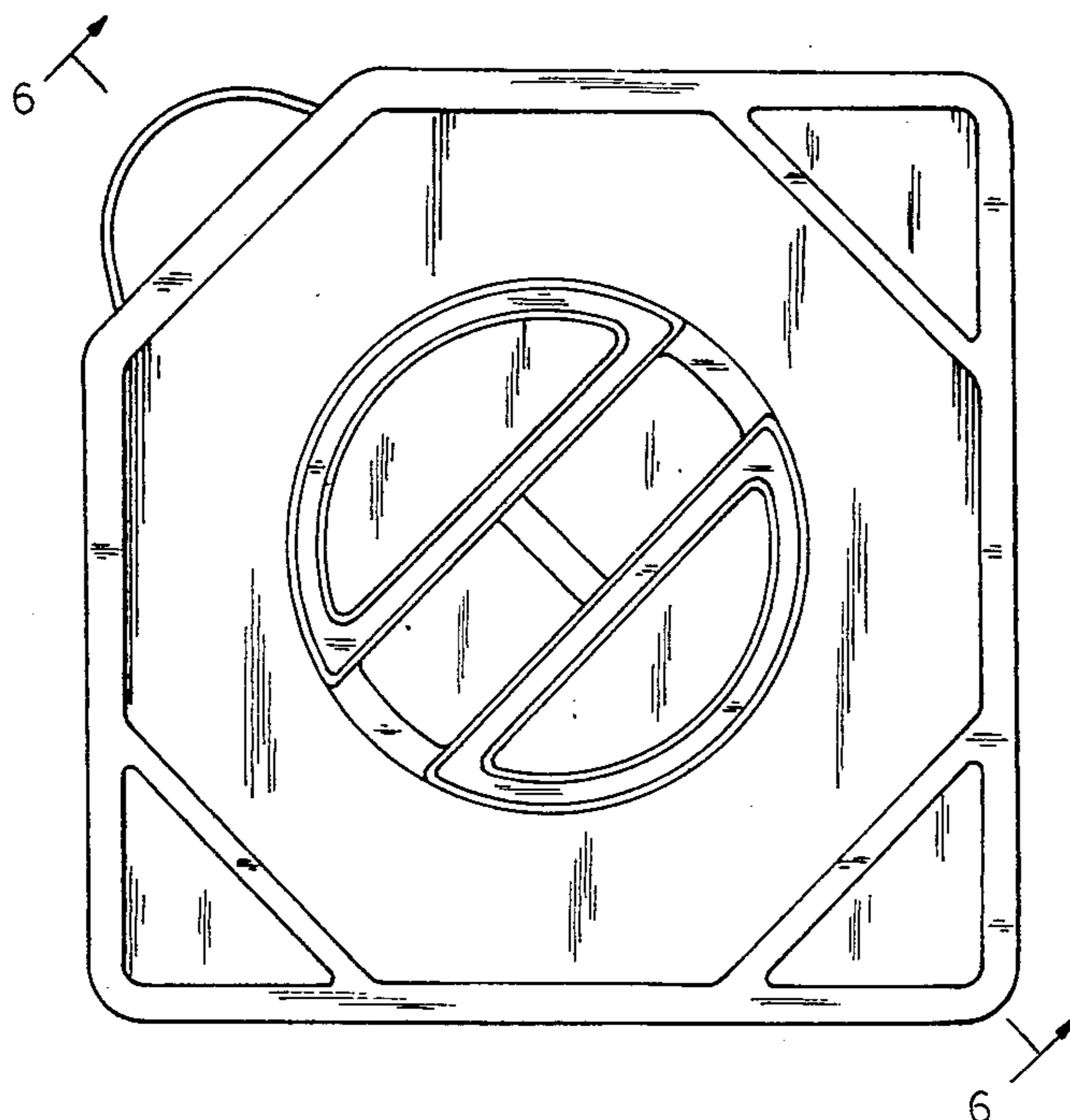
Primary Examiner—Robert C. Spangler  
Attorney, Agent, or Firm—James B. Raden; Harold J. Holt

[57] CLAIM

The ornamental design for a tray for a garden watering set, substantially as shown and described.

DESCRIPTION

FIG. 1 is a front elevational view of a tray for a garden watering set showing our new design;  
 FIG. 2 is an elevational view looking from the left of FIG. 1;  
 FIG. 3 is an elevational view looking from the right of FIG. 1;  
 FIG. 4 is a top plan view;  
 FIG. 5 is a bottom plan view;  
 FIG. 6 is a sectional view taken on the line 6—6 of FIG. 1 and  
 FIG. 7 is a rear elevational view.



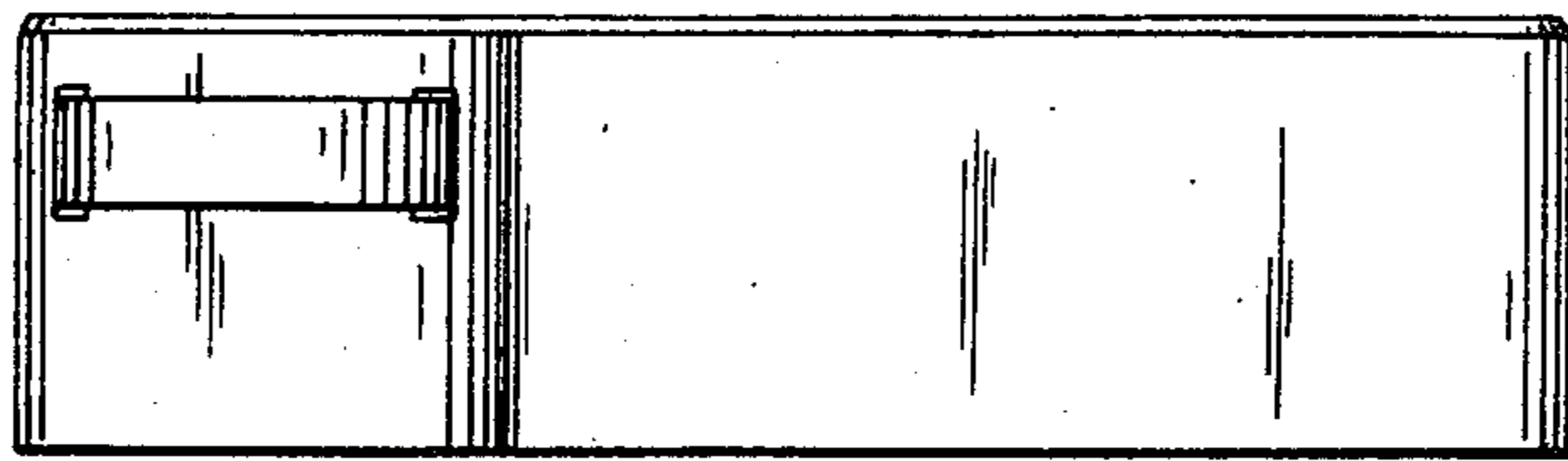


FIG. 4




FIG. 2

FIG. 1

FIG. 3

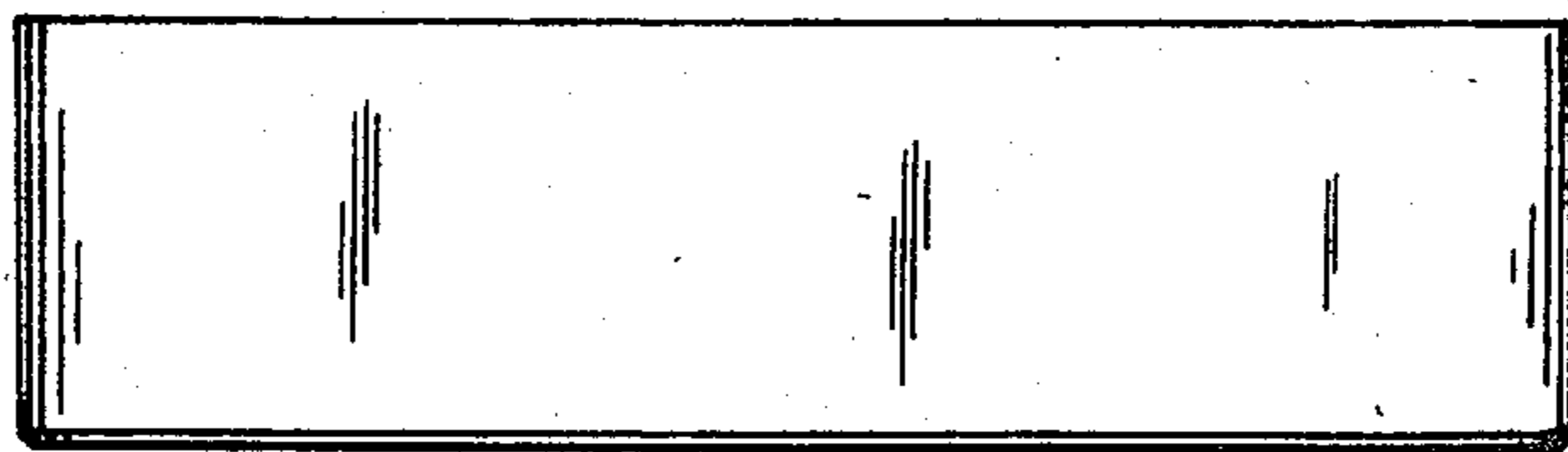


FIG. 5

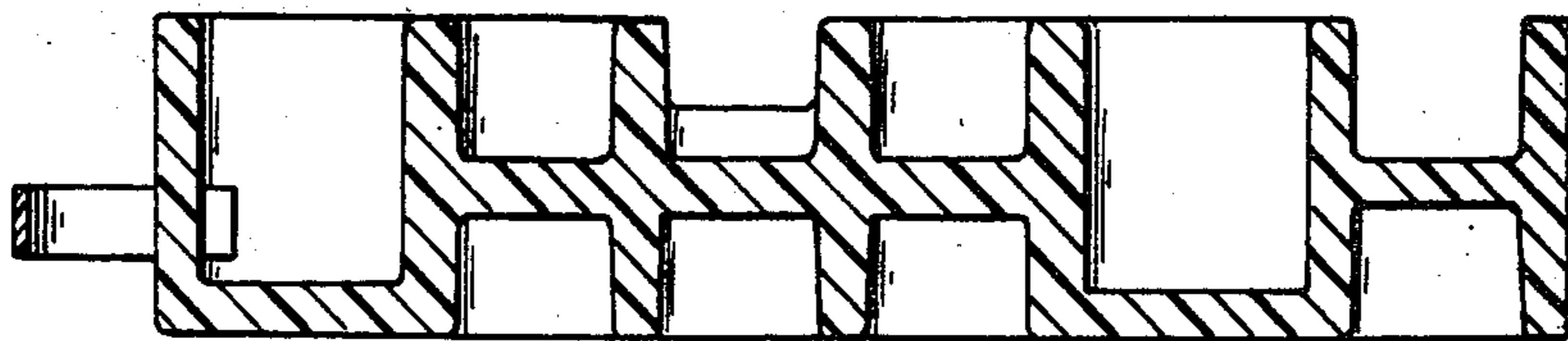


FIG. 6

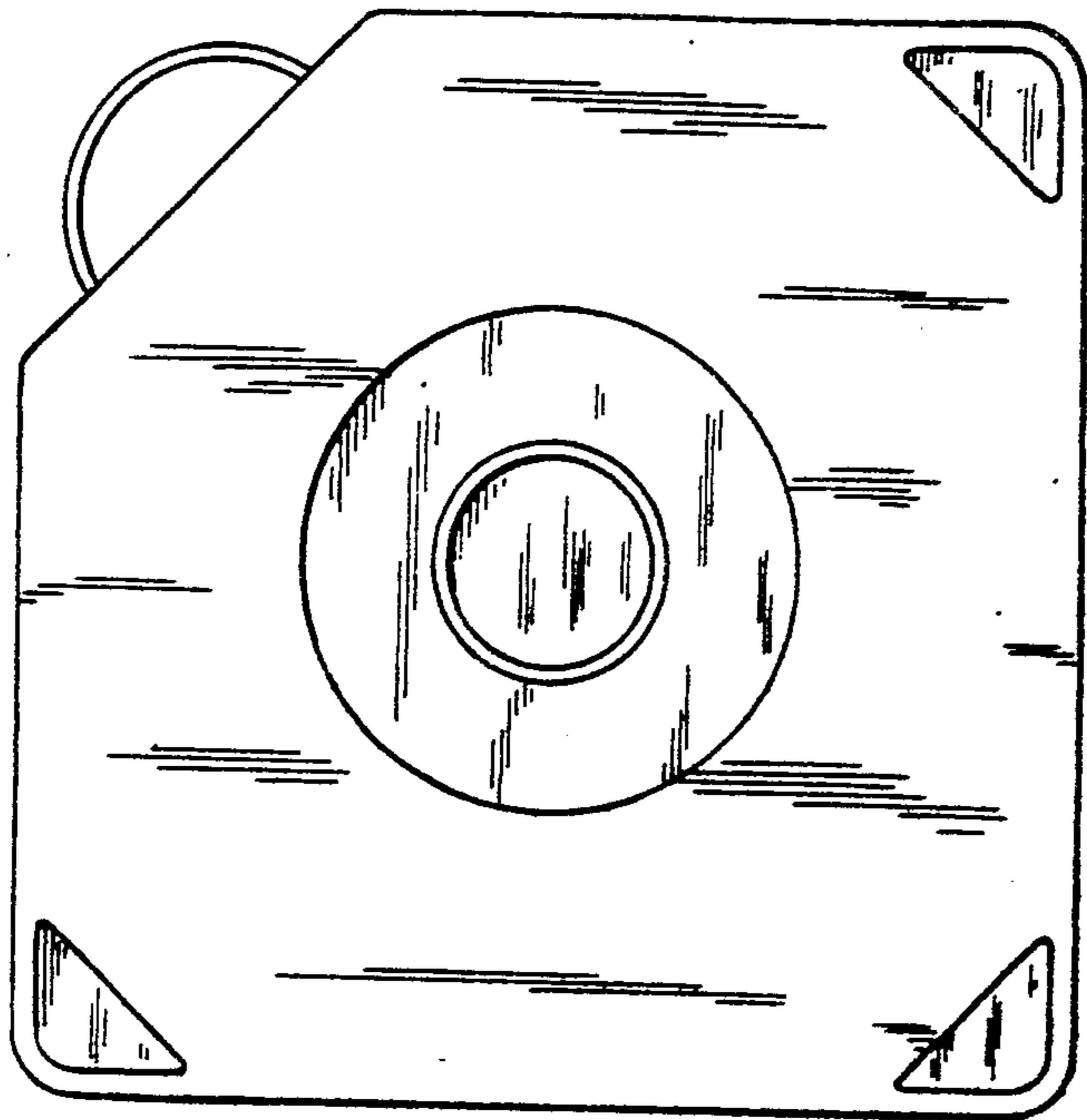


FIG. 7