

[54] **HOOK**

[75] **Inventor: John P. Chap, Lemont, Ill.**

[73] **Assignee: Selfix, Inc., Chicago, Ill.**

[\*\*] **Term: 14 Years**

[21] **Appl. No.: 551,208**

[22] **Filed: Nov. 14, 1983**

[52] **U.S. Cl. .... D8/370; D8/372;  
D8/373**

[58] **Field of Search ..... D6/552; D8/367, 370,  
D8/371, 372, 373; 248/211, 214, 217.4, 218.1,  
215, 301, 303, 304; 211/70.5**

[56] **References Cited**

**U.S. PATENT DOCUMENTS**

D. 255,646 7/1980 Fischer ..... D8/373

**FOREIGN PATENT DOCUMENTS**

2600121 7/1977 Fed. Rep. of Germany ..... 211/70.5  
2010664 7/1979 United Kingdom ..... 248/304

**OTHER PUBLICATIONS**

Springs & Formed Wire Cat., ©1947; p. 210; Angled Wire (marked on page in red—upper left of center).

*Primary Examiner*—B. J. Bullock  
*Attorney, Agent, or Firm*—Dressler, Goldsmith, Shore, Sutker & Milnamow, Ltd.

[57] **CLAIM**

The ornamental design for a hook, substantially as shown and described.

**DESCRIPTION**

FIG. 1 is a reduced perspective view of a hook showing my new design;  
FIG. 2 is a top plan view thereof;  
FIG. 3 is a side elevational view thereof;  
FIG. 4 is a front elevational view thereof; and  
FIG. 5 is a rear elevational view thereof.

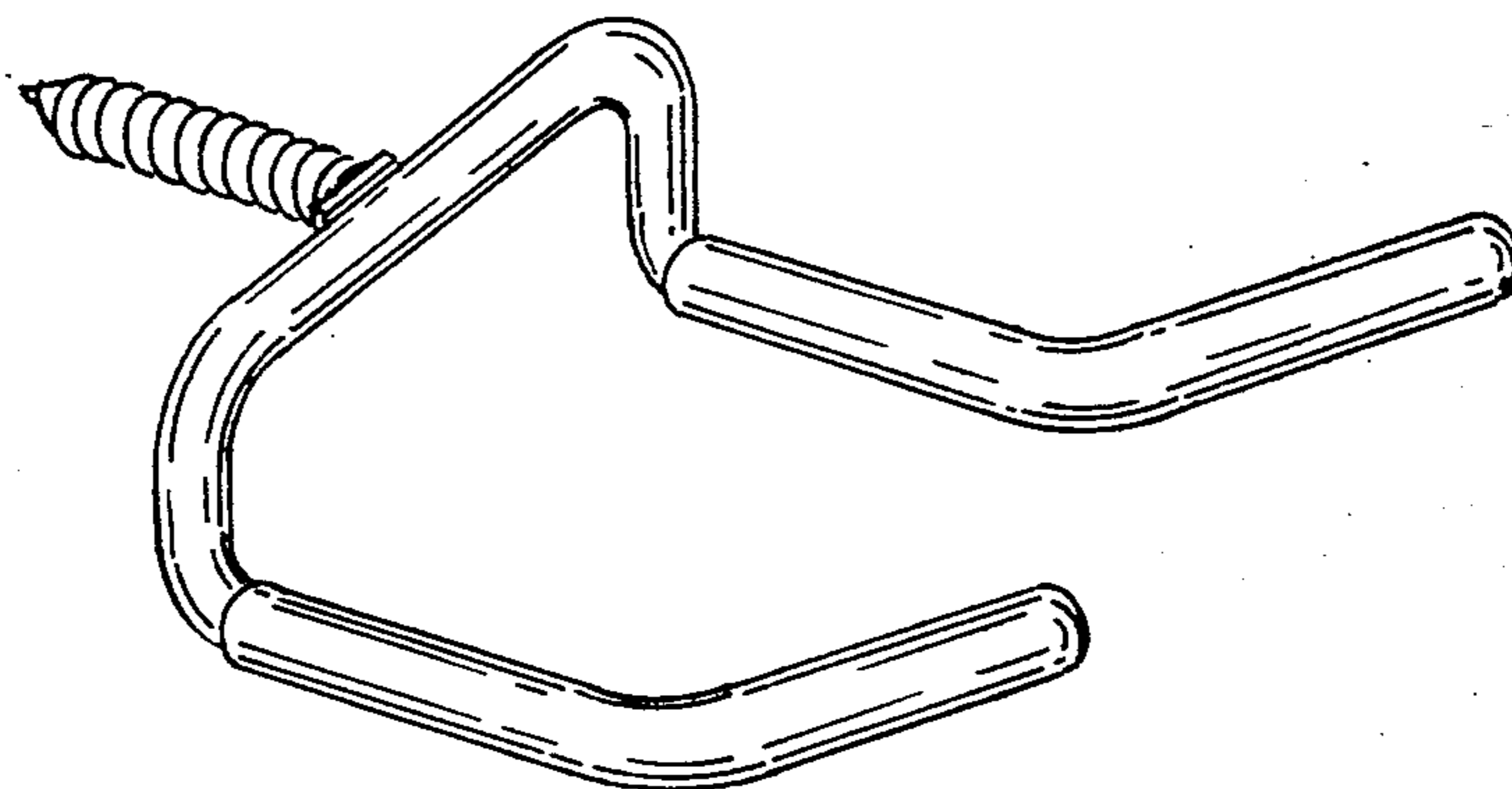


FIG. 1.

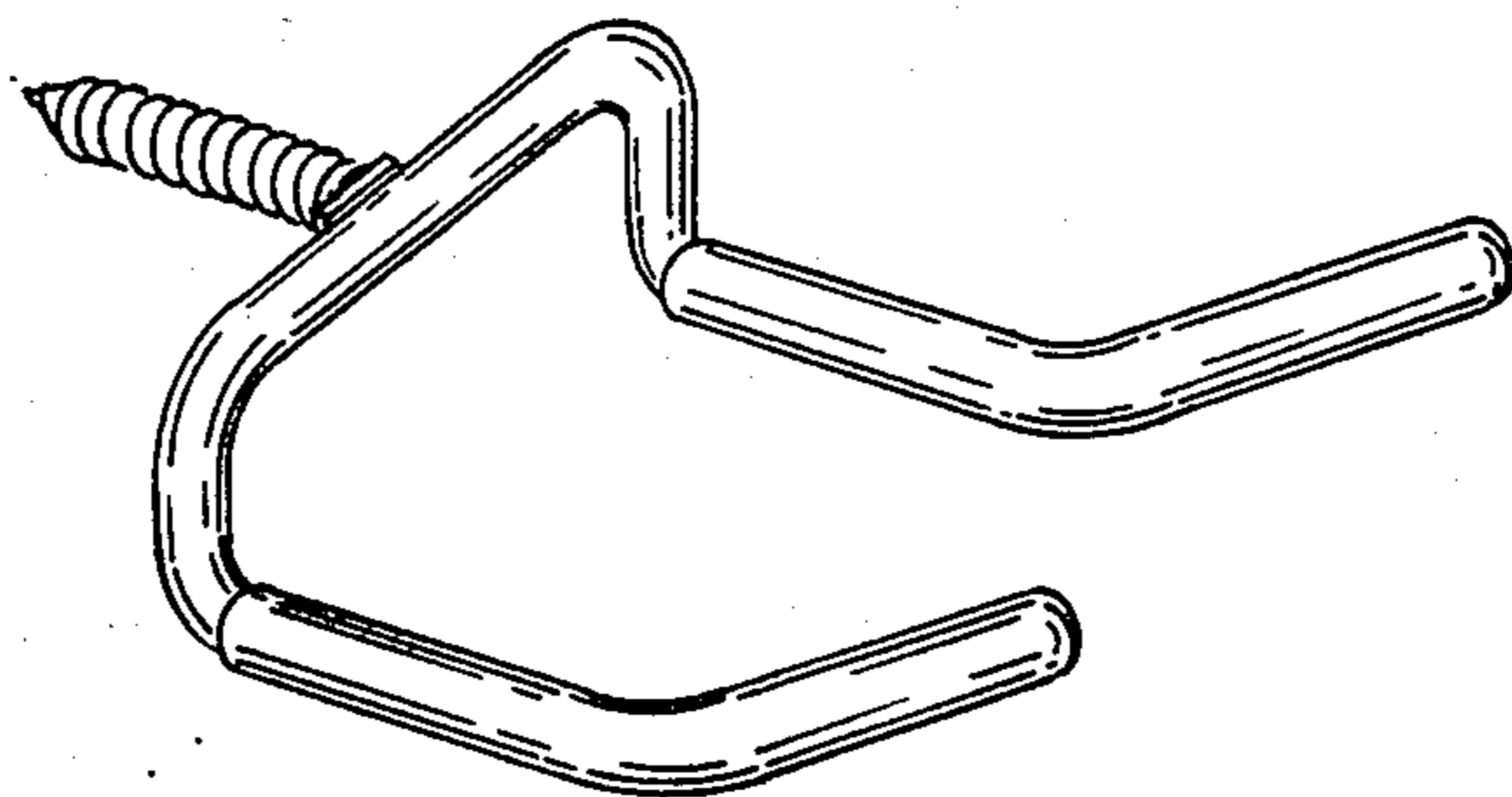


FIG. 2.

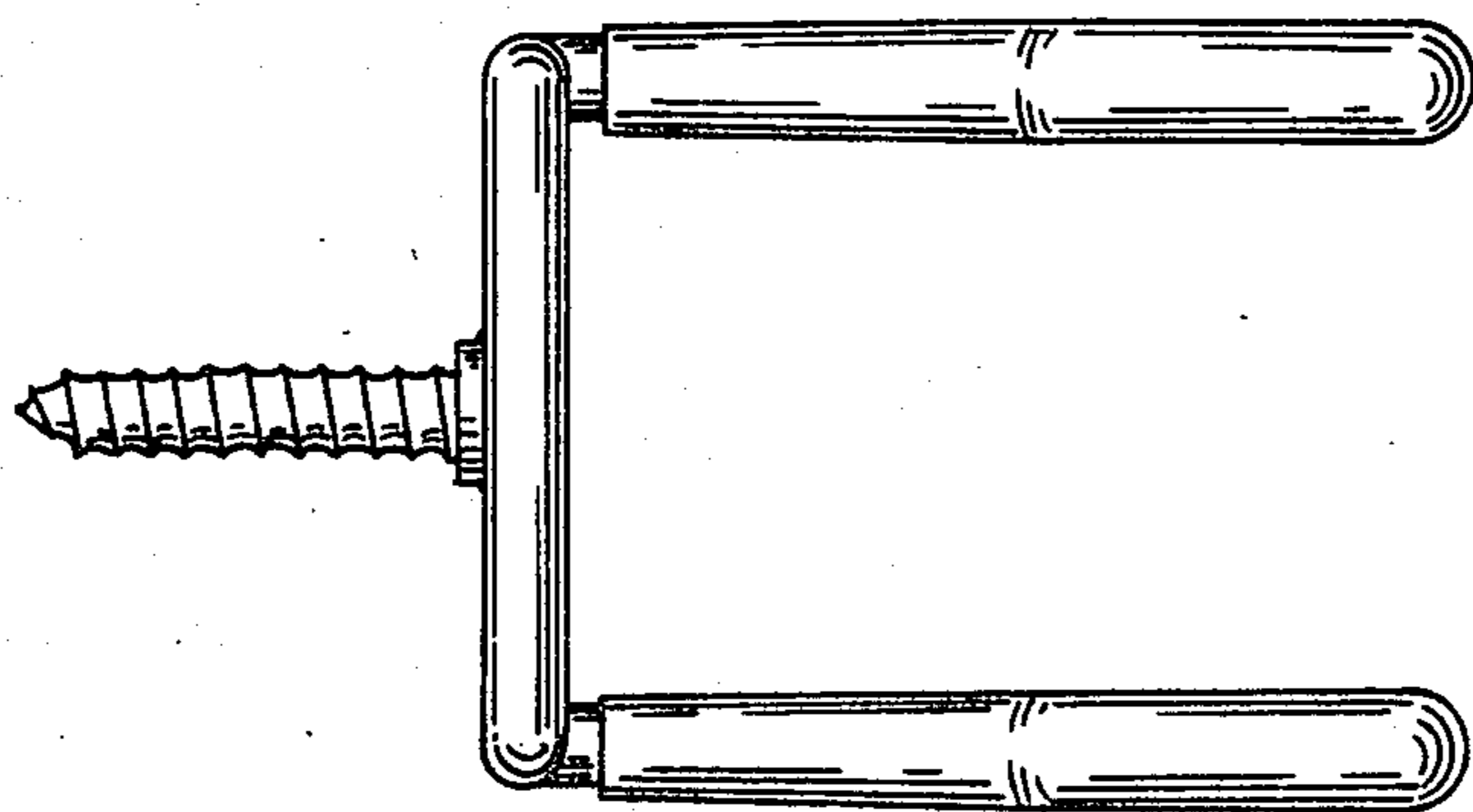


FIG. 3.




FIG. 4.




FIG. 5.

