

[54] **DELIVERY/STORAGE CABINET**

[75] **Inventor: Robert J. Cohn, Dallas, Pa.**

[73] **Assignee: InterMetro Industries Corp.,  
Wilkes-Barre, Pa.**

[\*\*] **Term: 14 Years**

[21] **Appl. No.: 508,332**

[22] **Filed: Jun. 27, 1983**

[52] **U.S. Cl. .... D6/446; D6/448;  
D34/19**

[58] **Field of Search ..... D6/432, 436, 445, 446,  
D6/448, 491; D34/19; 312/236, 250; D3/70;  
D19/95**

[56] **References Cited**

**U.S. PATENT DOCUMENTS**

- D. 108,024 1/1938 Stone ..... D19/95 X
- D. 167,158 7/1952 MacManus ..... D34/19
- D. 194,470 1/1963 Parmet ..... D6/446
- D. 225,922 1/1973 Rosenberg ..... D6/445

**FOREIGN PATENT DOCUMENTS**

- 561564 10/1932 Fed. Rep. of Germany ..... D3/70

**OTHER PUBLICATIONS**

*Crescent Metal Products*, p. 19; Cabinet on page Model #121-1816.  
Cres-Cor, Crescent Metal Products, Inc., 12711 Taft, Cleveland, Ohio 44108, 100 series, 100-SD series, 150 series, 101 series, 101-MP, 100-MP, 101-MM series, and 115-AP-10 series, product catalog sheets.

Normandie, 133-14 Jamaica Ave., Richmond Hill, N.Y. 11418, Mobile Cabinet, catalog sheet.

Transitray Cabinet (Model I.F.B.-100), Hand Lift Cabinets, Transi-Tray Cabinets, Bevles Co., Inc., 2121 Central Ave. South El Monte, Calif., 91733, catalog sheets. Metropolitan Wire Corporation, Wilkes-Barre, Pa. 18705 (the predecessor of the assignee of the subject invention), catalog sheets 13.01, 13.05, 13.10, 13.15, 13.20, 13.25, and 13.30 ©1979.

*Primary Examiner*—Carmen H. Vales

*Attorney, Agent, or Firm*—Fitzpatrick, Cella, Harper & Scinto

[57] **CLAIM**

The ornamental design for a delivery storage cabinet, substantially as shown and described.

**DESCRIPTION**

FIG. 1 is a perspective view of the delivery storage cabinet of the invention showing my new design.

FIG. 2 is a top plan view thereof.

FIG. 3 is a bottom plan view thereof.

FIG. 4 is a front elevational view thereof.

FIG. 5 is a right side elevational view thereof.

FIG. 6 is a left side elevational view thereof.

FIG. 7 is a rear elevational view thereof.

FIG. 8 is a right side elevational view of a second embodiment of the delivery storage cabinet shown in FIG. 1, the left side being identical to FIG. 6 with the addition of the bottom plate extending between the casters; and

FIG. 9 is a bottom plan view thereof.

The top, front and rear views of the second embodiment are identical to the views shown in FIGS. 2, 4 and 7 respectively.

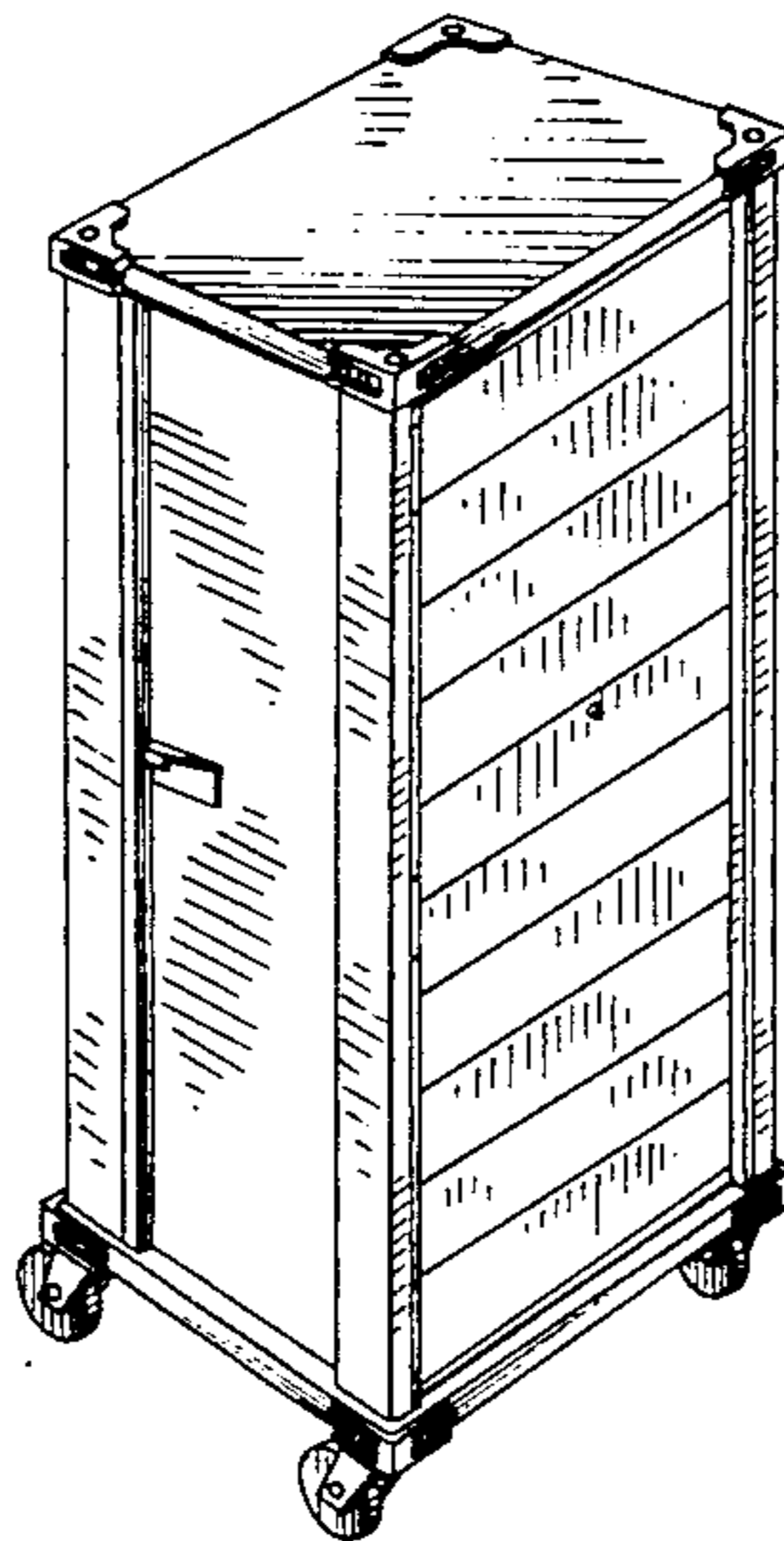


Fig. 1.




Fig. 2.




Fig. 3.

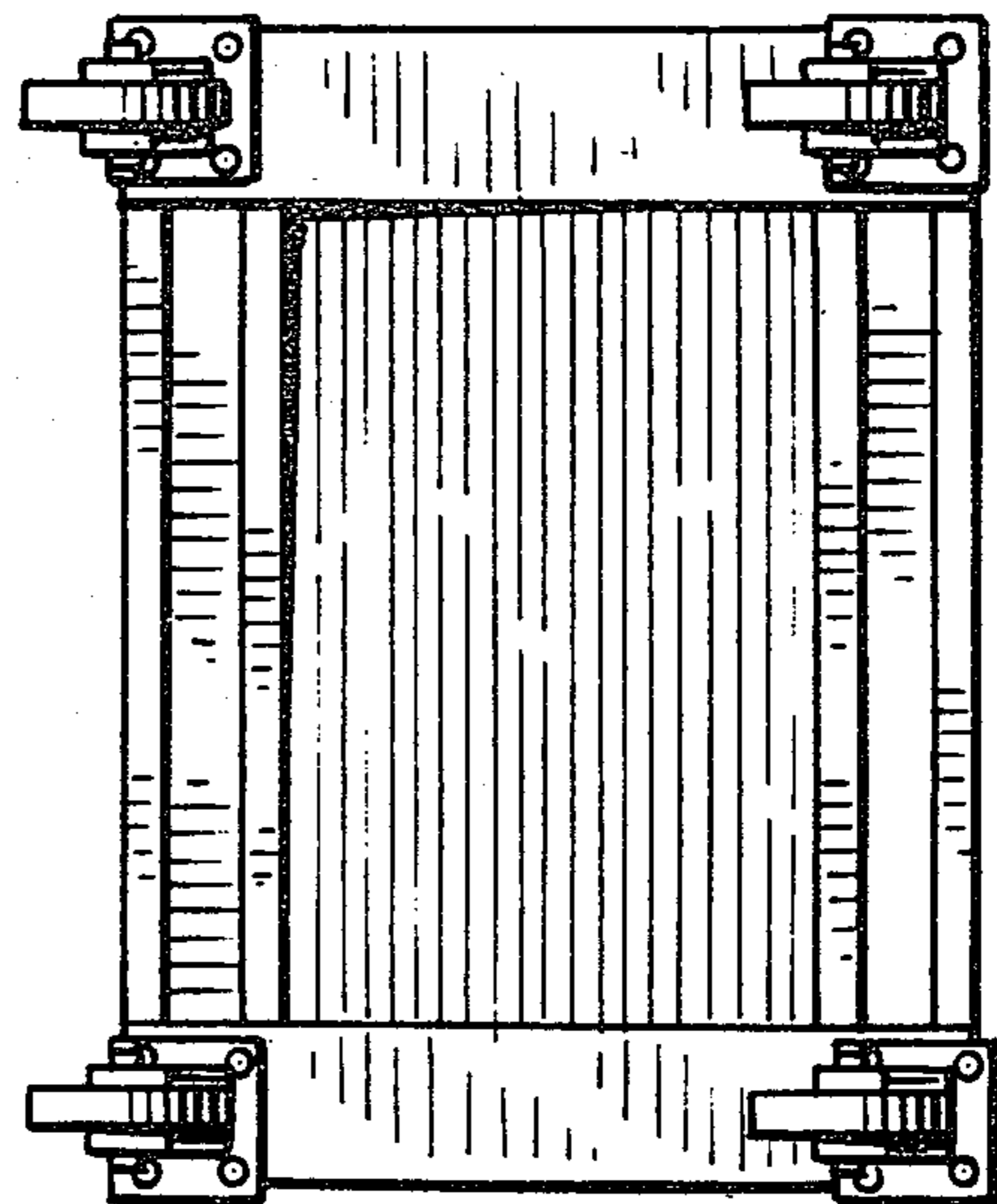


Fig. 4.

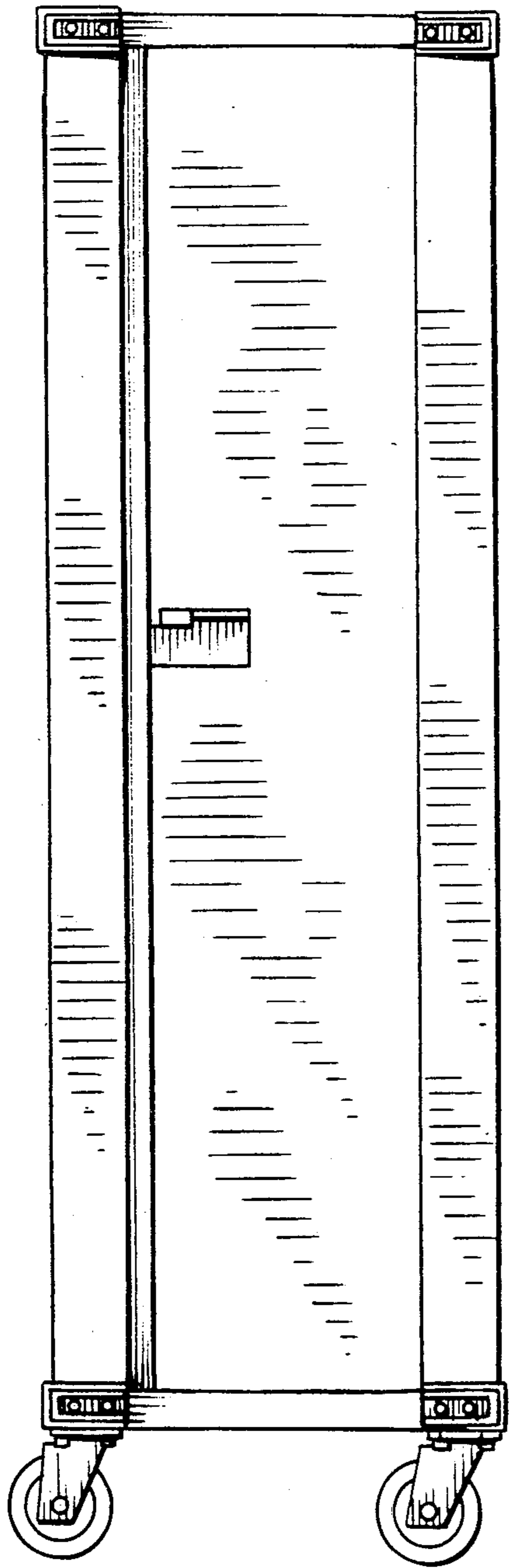


Fig. 5.

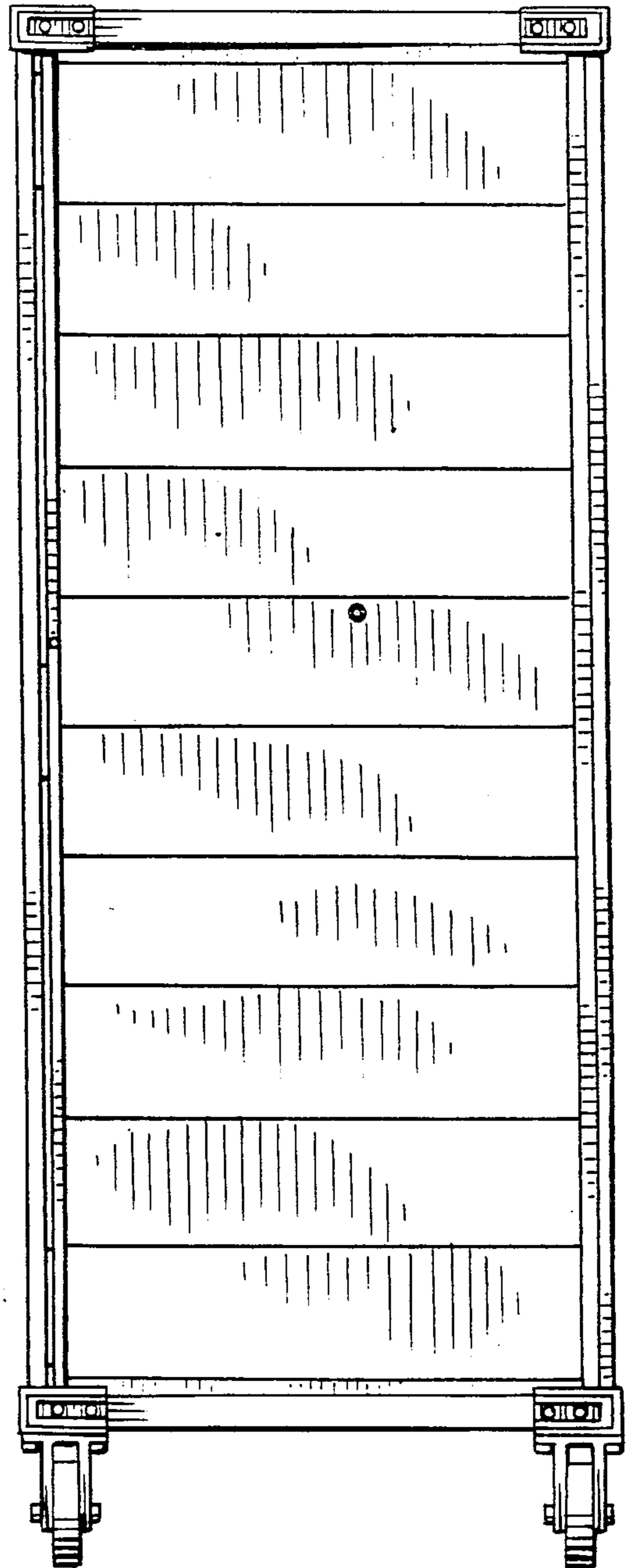


Fig. 6.

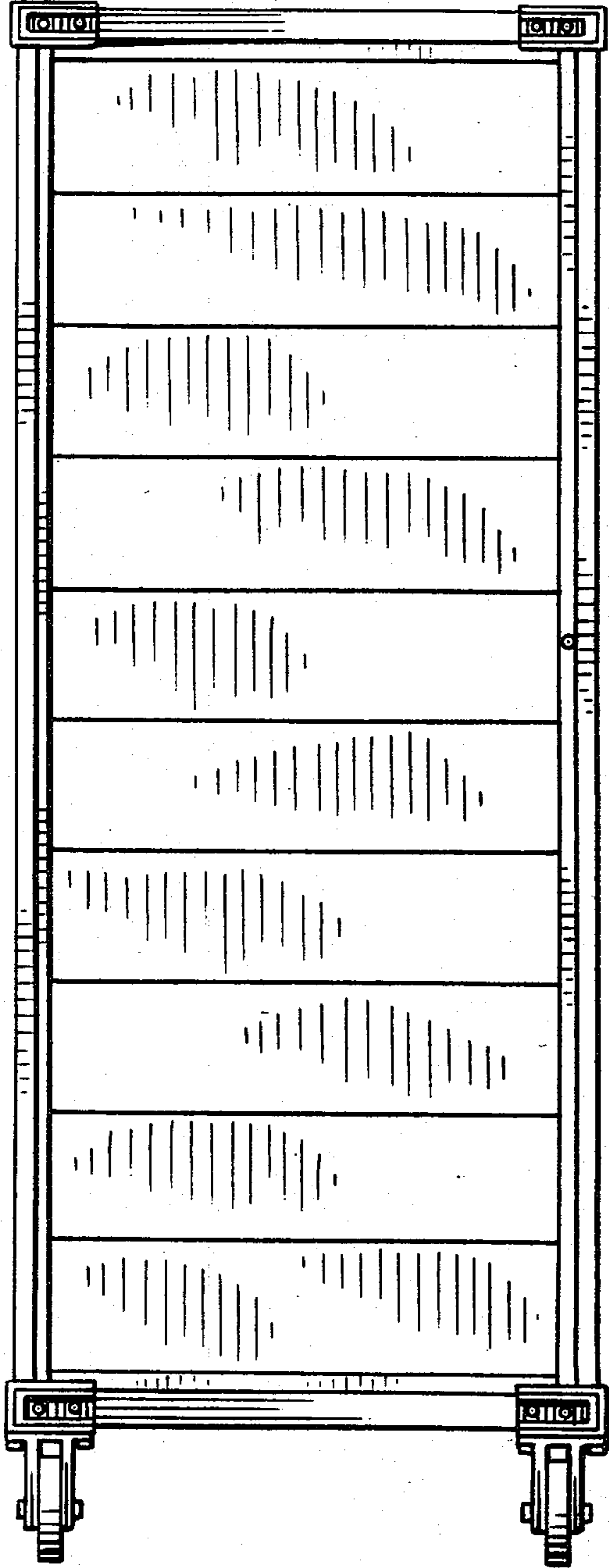


Fig. 7.




Fig. 8.

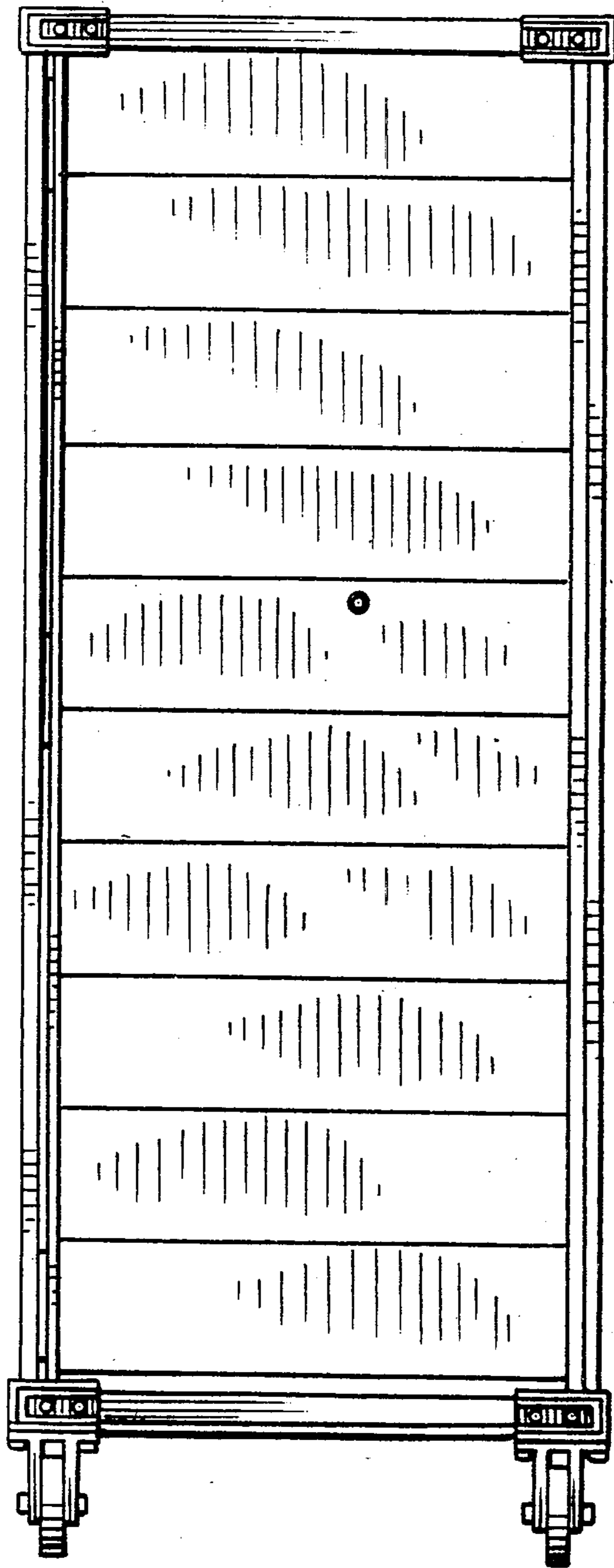
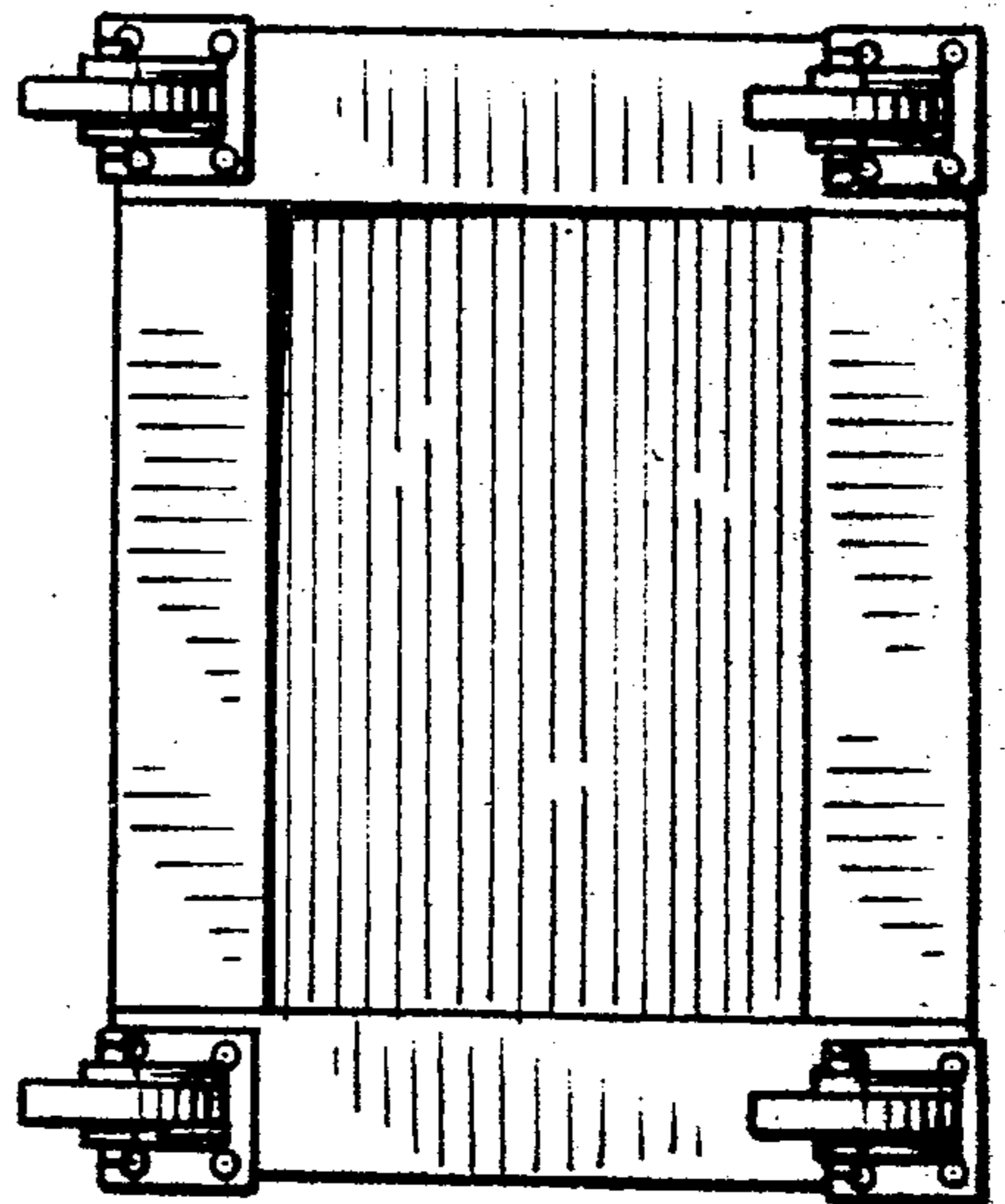


Fig. 9.



UNITED STATES PATENT AND TRADEMARK OFFICE  
**CERTIFICATE OF CORRECTION**

PATENT NO. : Des. 283,769

DATED : May 13, 1986

INVENTOR(S) : ROBERT J. COHN

It is certified that error appears in the above-identified patent and that said Letters Patent is hereby corrected as shown below:

AT [57] IN THE CLAIM

Line 1, "delivery storage" should read  
--delivery/storage--.

AT [57] IN THE DESCRIPTION

Line 1, "delivery storage" should read  
--delivery/storage--.

**Signed and Sealed this  
Thirtieth Day of June, 1987**

*Attest:*

*Attesting Officer*

DONALD J. QUIGG

*Commissioner of Patents and Trademarks*