

- [54] **LINEAR SURGICAL FASTENER APPLIER**
- [75] Inventors: **Paul O. Rawson**, Easton; **Richard Yagami**, Bridgewater, both of Conn.
- [73] Assignee: **United States Surgical Corporation**, Norwalk, Conn.
- [\*\*] Term: **14 Years**
- [21] Appl. No.: **538,933**
- [22] Filed: **Oct. 4, 1983**
- [52] U.S. Cl. .... **D24/26**
- [58] Field of Search ..... **D24/26, 27, 28; D8/48, D8/49, 50, 51, 68; 128/305, 325, 326, 334 R, 335, 753, 754; 227/DIG. 1, 19, 109, 110, 120, 127, 129, 134, 156; 206/339**

4,305,539	12/1981	Korolkov et al. ....	227/8
4,402,445	9/1983	Green .....	227/19

**FOREIGN PATENT DOCUMENTS**

569169	1/1933	Fed. Rep. of Germany .
1835500	7/1961	Fed. Rep. of Germany .
1237035	6/1960	France .
WO8302247	7/1983	PCT Int'l Appl. .
453569	6/1968	Switzerland .
906791	9/1962	United Kingdom .
913218	12/1962	United Kingdom .
1158504	7/1969	United Kingdom .
1185292	3/1970	United Kingdom .
209629	3/1968	U.S.S.R. .
235911	6/1969	U.S.S.R. .
371926	5/1973	U.S.S.R. .

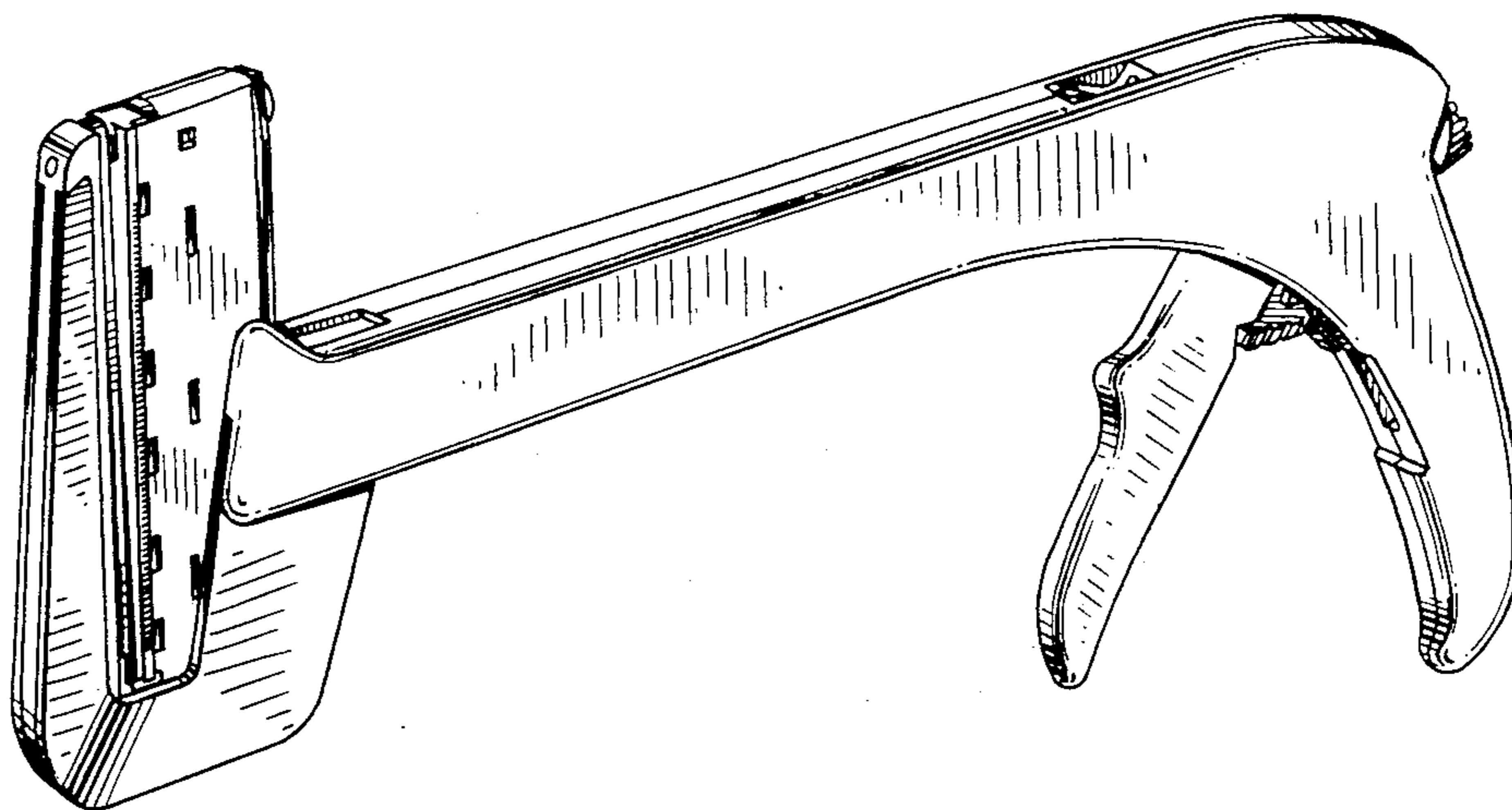
- [56] **References Cited**
- U.S. PATENT DOCUMENTS**
- 3,080,564 3/1963 Strekopytov et al. .... 1/50
- 3,193,165 7/1965 Akhalaya et al. .... 227/8
- 3,252,643 5/1966 Strekopytov et al. .... 227/109
- 3,269,630 8/1966 Fleisher ..... 227/107
- 3,275,211 9/1966 Hirsch et al. .... 227/124
- 3,315,863 4/1967 O'Dea ..... 227/19
- 3,494,533 2/1970 Green et al. .... 227/19
- 3,552,626 1/1971 Astafiev et al. .... 227/76
- 3,584,628 6/1971 Green ..... 128/305
- 3,589,589 6/1971 Akapov ..... 227/153
- 3,665,924 5/1972 Noiles et al. .... 128/305
- 3,795,034 3/1974 Strekopytov ..... 29/212 D
- 4,047,654 9/1977 Alvarado ..... 227/19
- 4,204,623 5/1980 Green ..... 227/19
- 4,296,881 10/1981 Lee ..... 227/30
- 4,304,236 12/1981 Conta et al. .... 128/325

*Primary Examiner*—A. Hugo Word  
*Assistant Examiner*—Stella M. Reid  
*Attorney, Agent, or Firm*—John E. Nathan; Douglas J. Gilbert

[57] **CLAIM**  
 The ornamental design for a linear surgical fastener applier, substantially as shown and described.

**DESCRIPTION**

FIG. 1 is a side perspective view of a linear surgical fastener applier showing our new design;  
 FIG. 2 is a side elevational view thereof;  
 FIG. 3 is an end elevational view as seen from the right of FIG. 2;  
 FIG. 4 is an end elevational view as seen from the left of FIG. 2;  
 FIG. 5 is a top plan view thereof; and  
 FIG. 6 is a bottom plan view thereof.



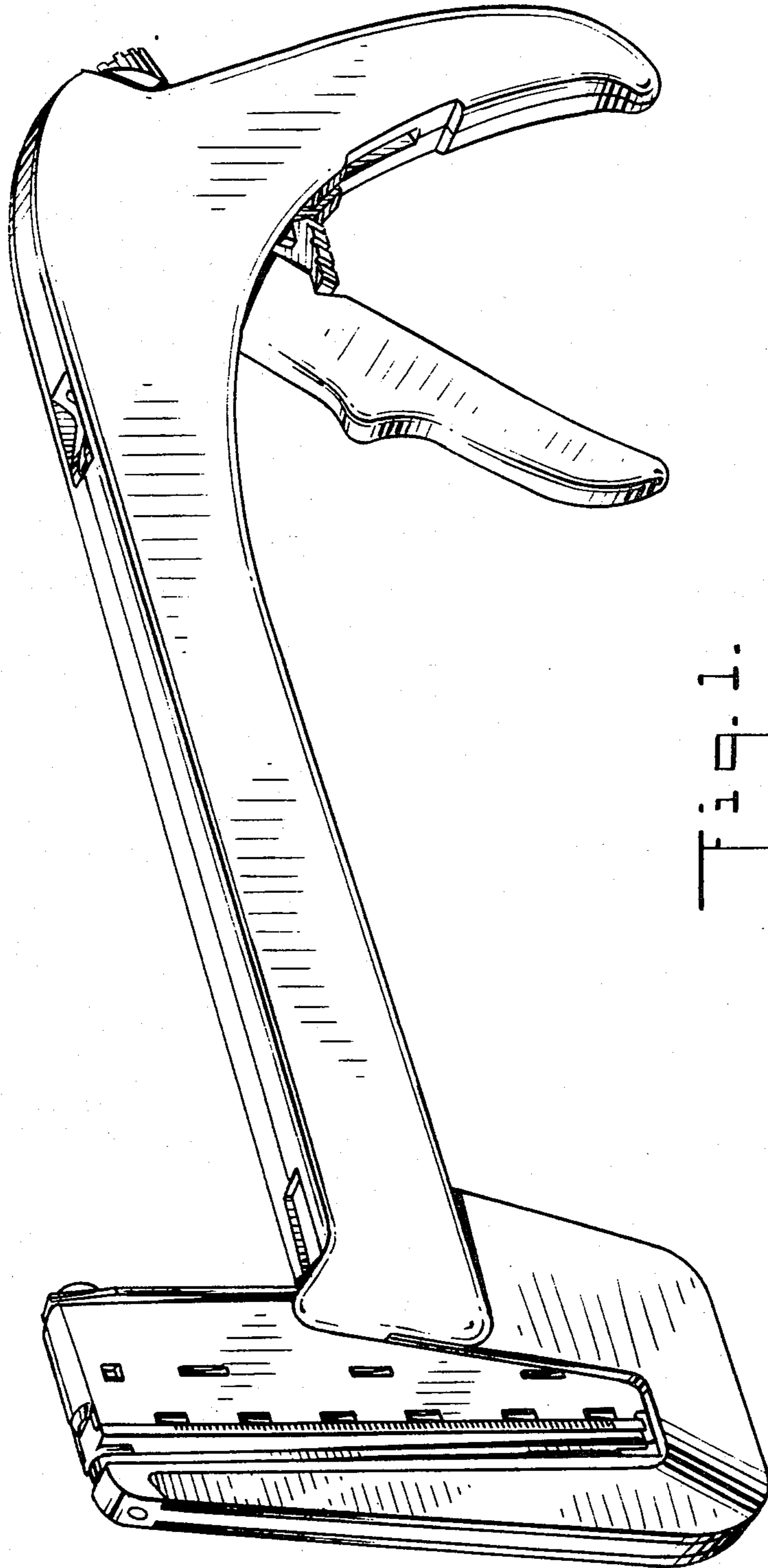


Fig. 1.

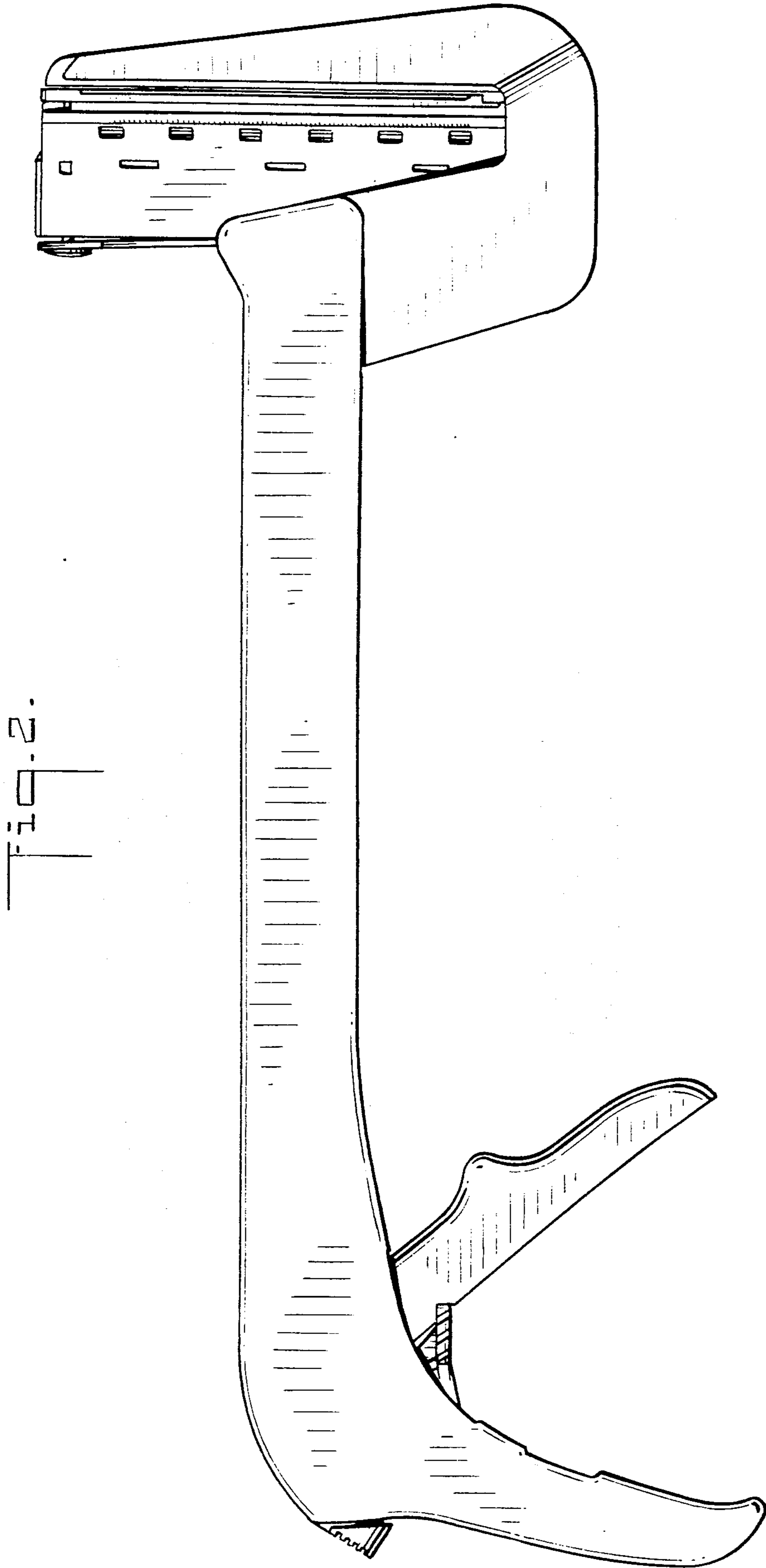


Fig. 3.

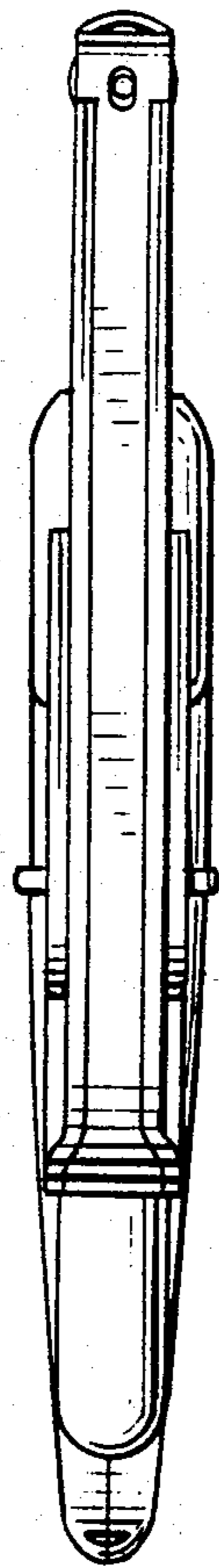


Fig. 4.

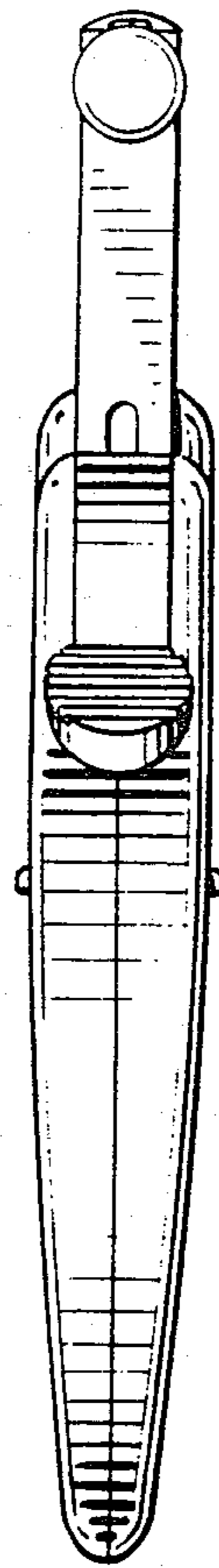


Fig. 5.

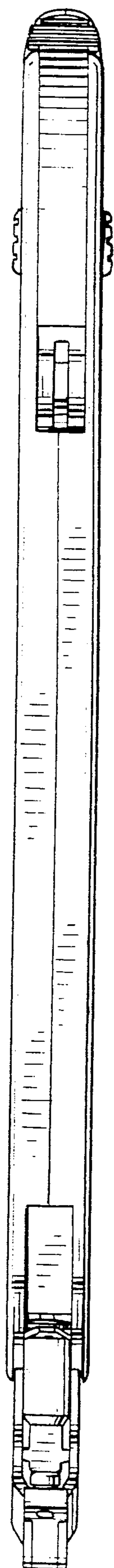


Fig. 6.

