

[54] PNEUMATIC TIRE TREAD AND BUTTRESS

[75] Inventor: Gerasimos Candiliotis, Grosse Pointe Farms, Mich.

[73] Assignee: Uniroyal Tire Company, Inc., Middlebury, Conn.

[**] Term: 14 Years

[21] Appl. No.: 550,687

[22] Filed: Nov. 9, 1983

[52] U.S. Cl. D12/146

[58] Field of Search D12/141-143, D12/146-151; 152/209 R, 209 B, 209 D

[56] References Cited

U.S. PATENT DOCUMENTS

D. 189,228	11/1960	Rice et al.	D12/151
D. 207,292	3/1967	Chupa	D12/146
D. 239,376	3/1976	Candiliotis	D12/136
D. 239,525	4/1976	Candiliotis	D12/147
D. 239,931	5/1976	Duncan	D12/146

D. 259,112	5/1981	Candiliotis	D12/146
D. 271,755	12/1983	Ricquet	D12/147
D. 273,777	5/1984	Igarashi et al.	D12/147

Primary Examiner—James M. Gandy
Attorney, Agent, or Firm—Jack Posin

[57] CLAIM

The ornamental design for a pneumatic tire tread and buttress, as shown and described.

DESCRIPTION

FIG. 1 is a perspective view, partly schematic, of a pneumatic tire tread and buttress embodying my new design, it being understood that the pattern is repeated throughout the circumference of the tread and buttress, as shown schematically by solid lines, and that the buttress pattern is repeated on the opposite side;

FIG. 2 is an enlarged, fragmentary developmental plan view of the tread and buttress of FIG. 1; and

FIG. 3 is an enlarged sectional view of the tread and buttress, taken substantially as indicated by line 3—3 of FIG. 2.

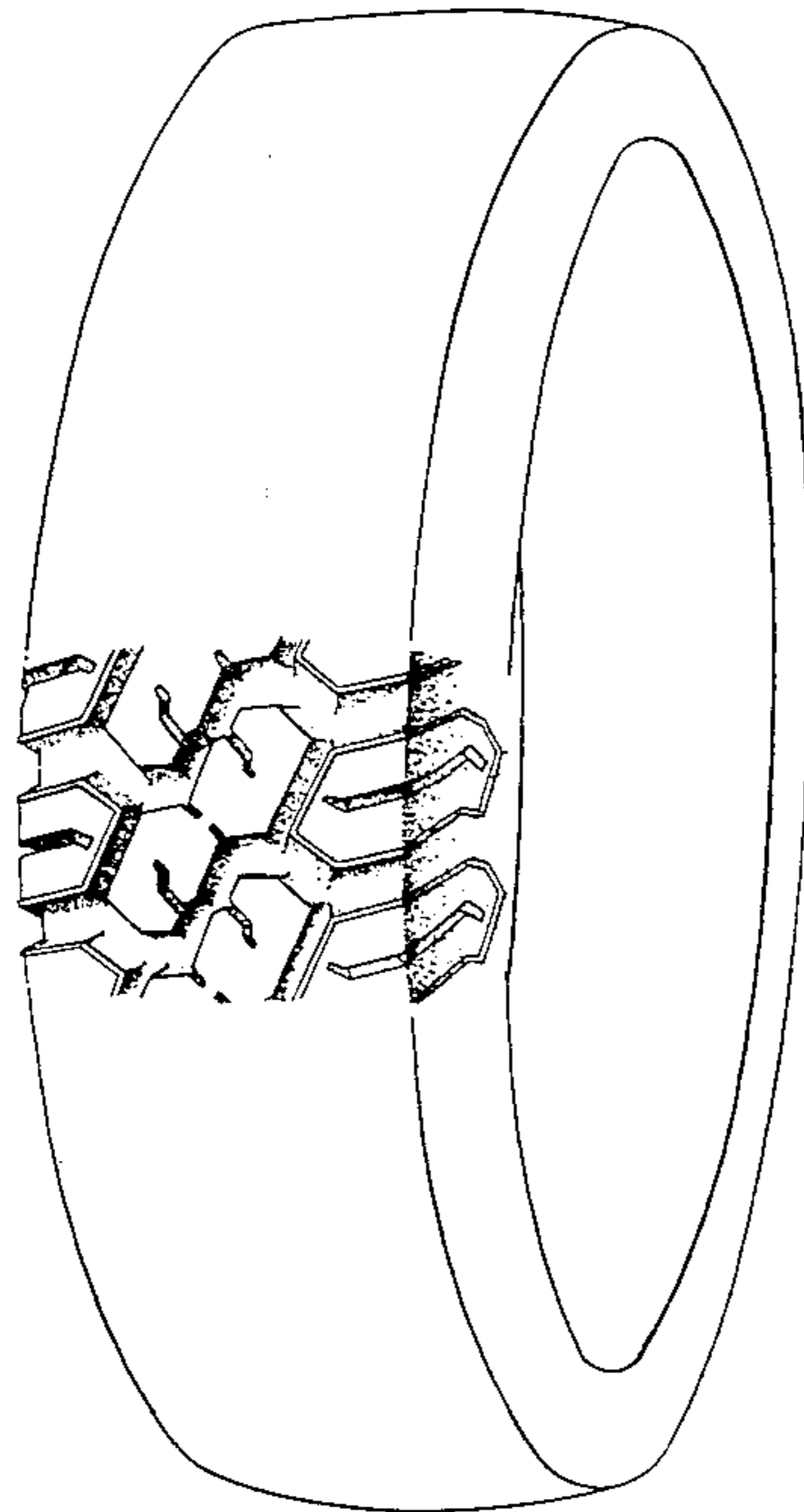


Fig. 1.

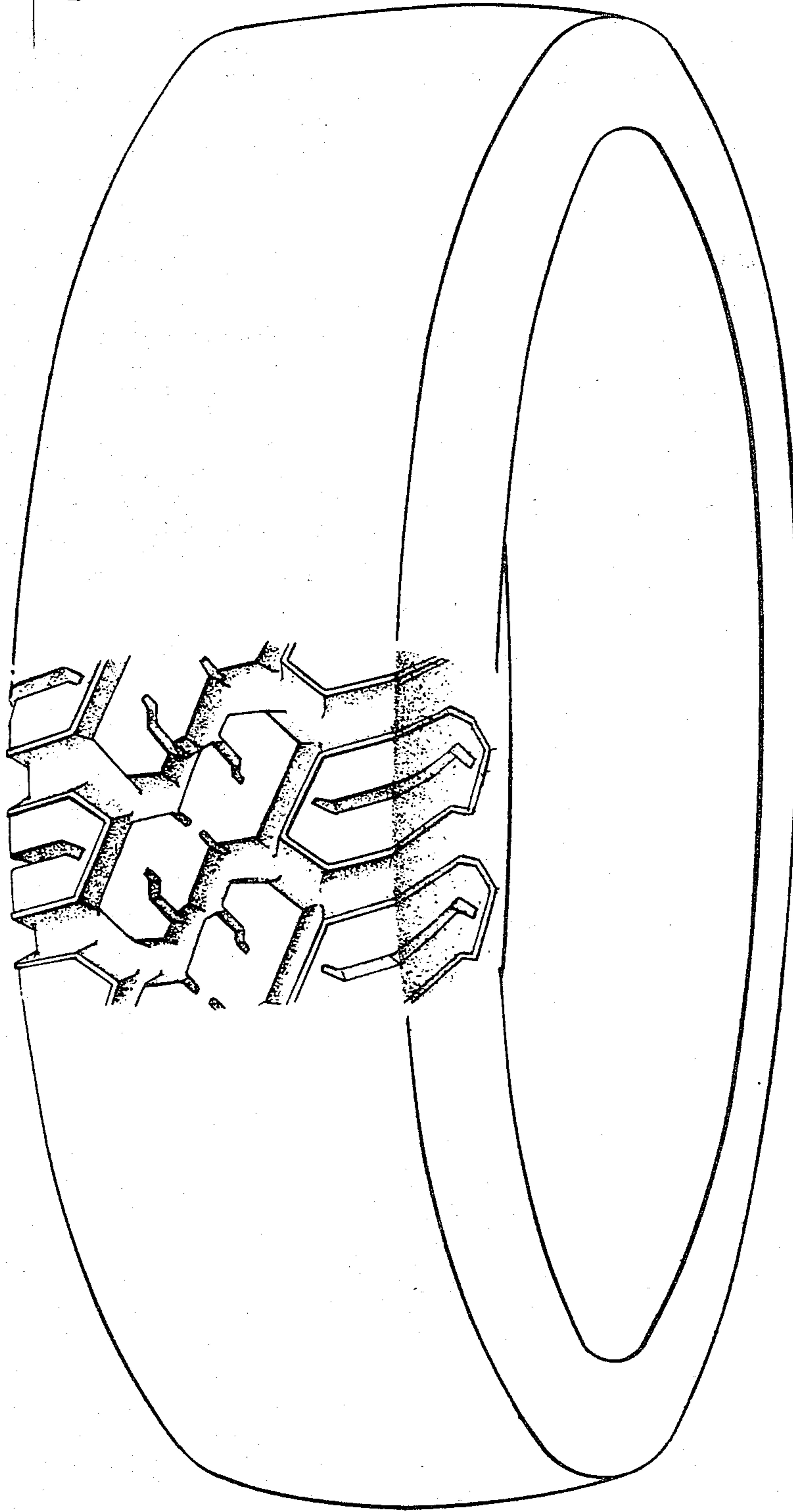
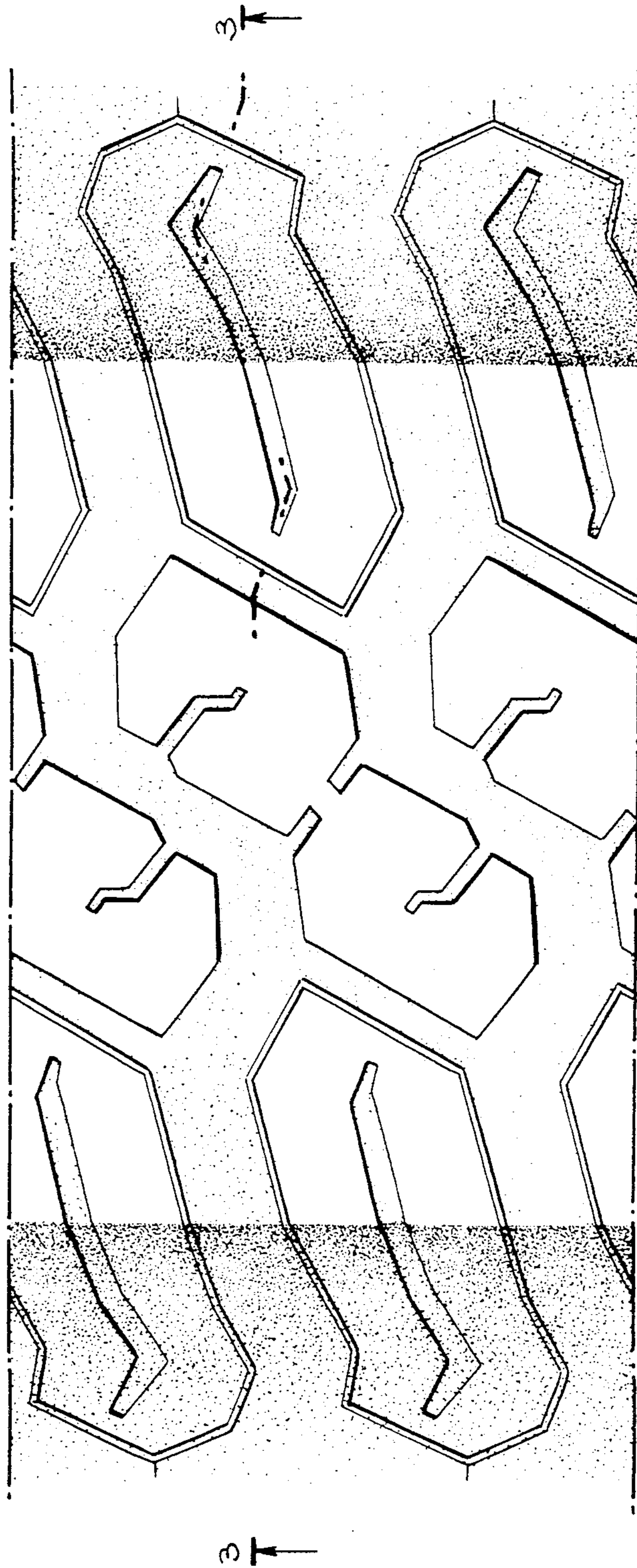


Fig. 2:



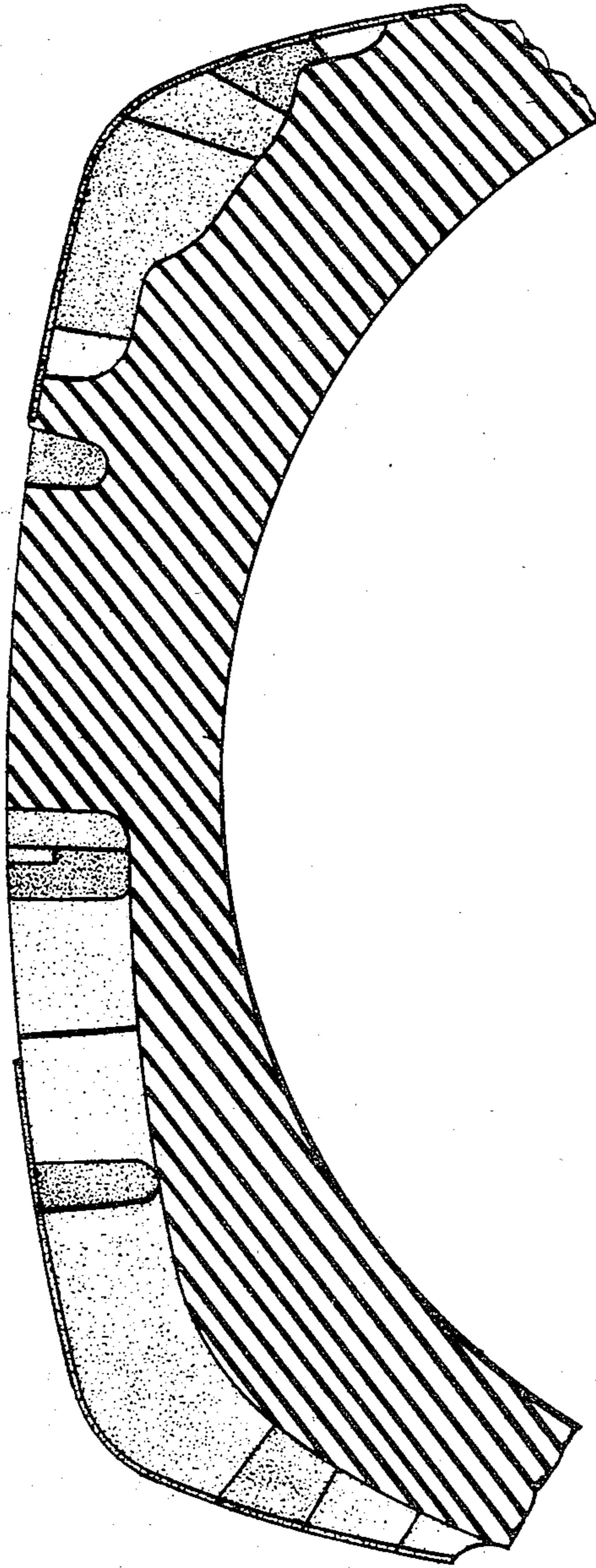


Fig. 3